



It's in The Bag!



Tactical Journal

IDPA MEMBERS

SUBSCRIBE NOW!




COMBAT HANDGUNS®

COMBAT HANDGUNS, the magazine whose readers understand that we, Americans, are first and foremost responsible for our own personal protection, and that our right to same is guaranteed by the Second Amendment of the Bill of Rights. Each issue of **COMBAT HANDGUNS** offers today's newest and best equipment, training and facilities. Subscribe now and let us deliver **COMBAT HANDGUNS** every six weeks, right to your doorstep, saving you time & money. **COMBAT HANDGUNS**, fully supports IDPA!

GUNS & WEAPONS FOR LAW ENFORCEMENT®

GUNS & WEAPONS FOR LAW ENFORCEMENT continues to present problem-solving, can-do voice of authority on equipment, weapons, techniques and training that belong to the law enforcement community. Subscribe now and tune in to the latest developments in training, selected department's profiles and real-life scenarios, delivered in your mailbox every six weeks! **GUNS & WEAPONS** supports IDPA's members, events and mission. Thanks IDPA!



Name _____

Address _____

City _____ State _____

Zip Code _____ Phone _____

____ Payment Enclosed ____ VISA ____ MasterCard

Expiration _____ ____ Bill Me Later

Signature _____

**Mail to: Harris Publications, 1115 Broadway, New York, NY 10010 or
subscribe on the web at www.harrisoutdoorgroup.com**

____ I want a subscription 8 issues of
COMBAT HANDGUNS
for **\$23.97**

____ I want a subscription 8 issues of
**GUNS & WEAPONS FOR
LAW ENFORCEMENT**
for **\$23.97**

____ TOTAL

Shipping & Handling Costs—
Domestic \$1.50 • Canadian \$1.80 • Foreign \$2.00
Foreign orders add 100% • Canadian orders add 30%



Want to Win?

Do you feel that your shooting is stuck in a rut?

Let my videos help you out!

Learn the techniques I have used to win multiple championships.

Volumes 1-6 on DVD will get you the information you need to excel at practical shooting. The new Volume 6 The AR-15, with over 275 minutes of information, teaches you how to set-up, shoot, and maintain your rifle and gear for 3 Gun Shooting!





But don't just take my word for it!

"I thought Vol 6. was well thought out and did a good job covering the rifle skills/techniques needed for 3-gun. I'm an LE firearms trainer and bought Vol 6 to learn more about 3 gun rifle and was also hoping for new techniques that I can bring to the officers I train. I got what I was looking for.

The section with JP and 3gun gear was also helpful. The bonus footage from the Iron Man and RM3G was great and gave me some insight into what to expect at these matches.

Nick Weidhaas



"The DVD #5 will speed up your shooting techniques and understanding of the game. It will take years of experience before one could apply all the knowledge that Matt shows in the DVD. I would highly recommend this DVD." M. Baban

"I've trained with top gm's and seen all the video instruction tapes available and Matt's are the best, hands down. He not only gives you the "do this to go faster" but he gives you the WHY you should "do this." Invaluable! " Brian Smith

Get Practical Shooting Volumes 1-6 today and start shooting better!

To Order Call Toll Free

(866) Gun-DVDS

For Free Shooting Tips, to Order Online or for more information go to:

www.MattBurkett.com or www.BurkettVideo.com

“The Choice of Professionals Worldwide for Over 25 Years”



URBAN TACTICAL WITH QUAD RAIL FOREGRIP

The Urban Tactical AR-15 style rifle is unquestionably one of the most versatile tactical weapons available today. By adding our new, one piece, fully CNC machined Quad Rail you can take advantage of the wide range of quality accessories that are available for the AR-15 weapon system. The Quad Rail is made from bar stock aluminum and only adds 7 ounces to overall weapon weight. If you need maximum versatility from your tactical rifle, then the UT-15 equipped with a Quad Rail is the right rifle for you.

UT-15PQ URBAN TACTICAL MODEL, w/QUAD RAIL, PARKERIZED FINISH \$1775.00
 UT-15AQ URBAN TACTICAL MODEL, w/QUAD RAIL, ARMOR-TUFF® FINISH \$1899.00



All the best features in one complete package! Street-proven pump action with an 18" cylinder bore barrel. Extended magazine with a total capacity of 7 rounds. Four- or six-shot Sidesaddle shell carrier. Black synthetic stock, 6-volt SureFire Tactical Light, and Multi-Purpose Tactical Sling. Rust-resistant finish.

#SSTD-A STANDARD MODEL, ARMOR-TUFF® FINISH \$1150.00

WILSON COMBAT®

2234 CR 719-211 • BERRYVILLE, AR 72616-4573

CALL 1-800-955-4856 FOR DETAILS
 OR VISIT: WWW.WILSONCOMBAT.COM

Wilson's Tactical Combat sighting system with "Combat Pyramid®" is one of the fastest available and the tritium inserts aid in low-light aiming. This system provides a precise sight picture under all conditions. Top all that off with a crisp trigger and beveled magazine well and the CQB becomes one of the finest defensive handguns around.

For a unique "Tactical" look, we've coated the slide with our corrosion-resistant Armor-Tuff® finish in matte black, while the rest of the pistol is OD green Armor-Tuff®.

#WCQB-T-A \$1950.00

WILSON COMBAT®
 ON YOUR SIDE®



30+ OTHER FIREARMS AVAILABLE

Table of Contents

Cover News
Rule Books
are in the
bag with
this issue of
the Tactical
Journal

Ken's Corner Ken Hackathorn	6
A Plea for Shorter Strings Stuart Wayne	8
The Different Types of IDPA Shooters David Tom	10
2005 IDPA Championship Information	18
2005 IDPA Championship Entry Form	19
Safety Officer Application	20
Using Dry Fire to Improve Your IDPA Performance Claude Werver	21
The Alligator Ate My Shoe Vince Johnson	23
IDPA Pro Shop Order Form	27
The Other Failures To Do Right Gil Hunt	29
2005 Indiana State Match Bill DeZarn	30
Upcoming Major Matches	32
Advertisers Index	38

TACTICAL JOURNAL CLASSIFIEDS

Classified ads .25¢ per-word insertion. Including name, address and phone number (20 word minimum). Minimum charge \$5.00. **BOLD WORDS add .25¢ per word.** Copy and rerun orders must be accompanied by **PAYMENT IN ADVANCE.** All ads must be received with advance payment **BY NO LATER THAN THE CLOSING DATE OF EACH QUARTER.** (See page 2 for all closing dates) **EXAMPLE:** Closing date for the Spring issue is April 1st. Ads received after closing will appear in the following issue. Please type or print clearly. **NO PROOFS WILL BE FURNISHED.** Include name, address, post office, city, state and zip code as counted words. Abbreviations count as one word each. Mail to: IDPA Classifieds, 2232 CR 719, Berryville, AR 72616

NOTICE:

The Tactical Journal is published as a service for members of the International Defensive Pistol Association. No advertised good or service carries any approval or endorsement from IDPA. All technical data in this publication regarding handloading of ammunition or training techniques, reflect the experience and/or opinion of the individuals using specific tools, products, equipment and components under specific conditions and circumstances not necessarily reported in the article and over which the International Defensive Pistol Association has no control. The data and/or methods have not been tested or otherwise verified by the International Defensive Pistol Association, it's agents, officers or employees. The International Defensive Pistol Association, it's agents, officers or employees accept no responsibility for the results obtained by persons using such data and disclaim all liability for any consequential injuries or damages. No advertised item is intended for sale in those states where local restrictions may limit or prohibit the purchase, carrying or use of certain items. Check local laws before purchasing. Mention of a product or service in text or advertisements does not imply endorsement or approval of that product by the International Defensive Pistol Association.

KEN'S CORNER

BY KEN
HACKATHORN



When we look at the number of shots fired per target in IDPA, we typically see two rounds per target as the rule. This might have some merit, but if we look at 'real world' facts maybe more than two rounds should be required from time to time. To make all IDPA Divisions equal we tend to make things 6 round neutral. Following this logic, 3 shots per target may be a much more vital approach to reality. Another good system is to require six rounds per target, but this would obviously be limited to only two or three targets maximum. Facts show that most self defense encounters are limited to only one or two bad guys. IDPA's habit of building scenarios around five, six, or even more targets is at best a stretch of the facts. Also, it is rather evident that while we all like to make reloading a big part of IDPA, the truth is that both 'tactical reloads' and 'emergency reloads' just don't happen all that much. Most shootings (only one person firing their handgun) result in only 2-4 rounds

being fired. Gunfights (two people exchanging gunfire at each other) will almost always result in an empty gun unless one of the actors is either a very good shot or blessed with 'good' luck. I often hear some people, including some famous shooting instructors, make comments like "I would rather be 'lucky' than good in a gun fight." Only a moron would believe in this kind of crap. Remember, there is both good luck and bad luck. Even good luck can be tested with the toss of a coin. The odds remain at best 50-50. You may wish to bet your life on 50-50 odds, but I will always

I often hear some people including some famous shooting instructors make comments like "I would rather be 'lucky' than good in a gun fight. Only a moron would believe in this kind of crap."

favor skill over those kinds of odds. The bottom line is that learning the skills of a tactical load and emergency (slide lock) reload are good skills to have. We do a lot of them in IDPA. There are a great deal of fine shooting drills and scenarios that can be built around two or three targets that require 4 to 6 rounds per target.

Of the new rule changes that IDPA is gambling with is the issue of allowing reloads in the open. The theory is that if you are caught in the open, between firing positions that offer cover, you can execute a slide lock reload without having to be behind cover as has been the rule until the 2005 rule book changes. In the past, wise course designers have set up their stages to make cover available regardless of handgun capacity. Remember, we have to consider the use of 6, 7, 8, 9, 10, and 11 round handguns used in IDPA. I have warned against this rule and consider it a mistake. I fear it will lead IDPA down a path that will destroy the spirit of what we tried to create. I might be wrong about this fact, but I have seen this movie before and kind of

see where it will end. I hope I am wrong about this, but I don't have a warm and fuzzy over this issue. It will require course designers to use great caution about allowing this to come into play or it will turn much of IDPA into a run and gun event. Just saying that we will give penalties to those that are guilty of dumping rounds to get to an 'in the open' reload is far more difficult than it may appear. From the very beginning of IDPA, the issue of dumping rounds has been a source of trouble. Defining 'dumping rounds' is kind of like describing pornography...we all know what it is, but everyone has a differ-

ent definition. Generally, it is a wise move to stay away from any issue that is likely to make a stage difficult to score because of a penalty issue. For those of you that are planning stages for IDPA sanctioned events this year, I suggest you review them carefully and consider the issue you may have if you allow your stage to be burdened with the 'loading in the open' problems. Even if you use a SSP with 11 rounds in your pistol, what will it be like for the guy in CDP or SSR?

If you are like most of us in the IDPA arena, you are going to be asked from time to time what kind of handgun you recommend for someone just starting out or even for a person just going after

a CCW. I see many good minded people trying to offer guidance in a reasonable manner. Others fail to realize the gun ideal for them may not be the best for a new shooter. As an example, the small five shot .38 2" barrel revolvers like the S&W J frames may look ideal for CCW use. The truth is that they are extremely difficult to shoot well and require much effort to master. Single action guns like the M1911 and Springfield XD, while superb in the hands of trained and skilled users can

Nearly everyone felt the Glock trigger was just too long and difficult for fast accurate work.....well you will have a hard time selling that theory today. Some of the best shooting I have seen is with guys and gals running the Glocks.

produce top results, may not be ideal for those just learning to handle guns...especially if they have not learned the rule of keeping their finger out of the trigger guard until they are ready for a loud noise. In many cases, a DAO or double action only design may have merit. I just recently spent time with the Sig DAK model P229. I found it very impressive. The Para LDA is a very amazing gun to shoot and I am always impressed to see how well people shoot these pistols. When the Glock pistol first came on the market, the belief was that you could never shoot them as well as a good single action pistol like

the 1911. Nearly everyone felt the Glock trigger was just too long and difficult for fast accurate work...well you will have a hard time selling that theory today. Some of the best shooting I have seen is with guys and gals running the Glocks. As it seems to work out, the shooters quickly figure ways to overcome the trigger design by developing shooting/trigger techniques that produce the best results. I have people tell me that the Springfield XD is a handi-

cap handgun for ESP. Current logic says that a tricked out 1911 in 9X19mm is the hot ticket in ESP. Let me tell you,

I have seen some XDs in the hands of good shooters putting out performances that give up nothing to the ESP 9mm 1911. Wait and watch...IDPA will show the way of what works best...and it may not cost \$2000 to get the job done.

TK Custom
AMERICAN PISTOLSMITHS GUILD
IDPA 9mm
S&W .44 mag
FBI-NAL .45 s&w
USPSA .40 s&w
ICORE .38 S&P
NRA .357 mag
tkcustom.com • moonclips.com

Moonclips, Tools, & Accessories
S&W Revolvers
(217)893-1035 • fax (217)893-3838
On-Line Store @ www.moonclips.com
tom@tkcustom.com

A Plea for Shorter Strings

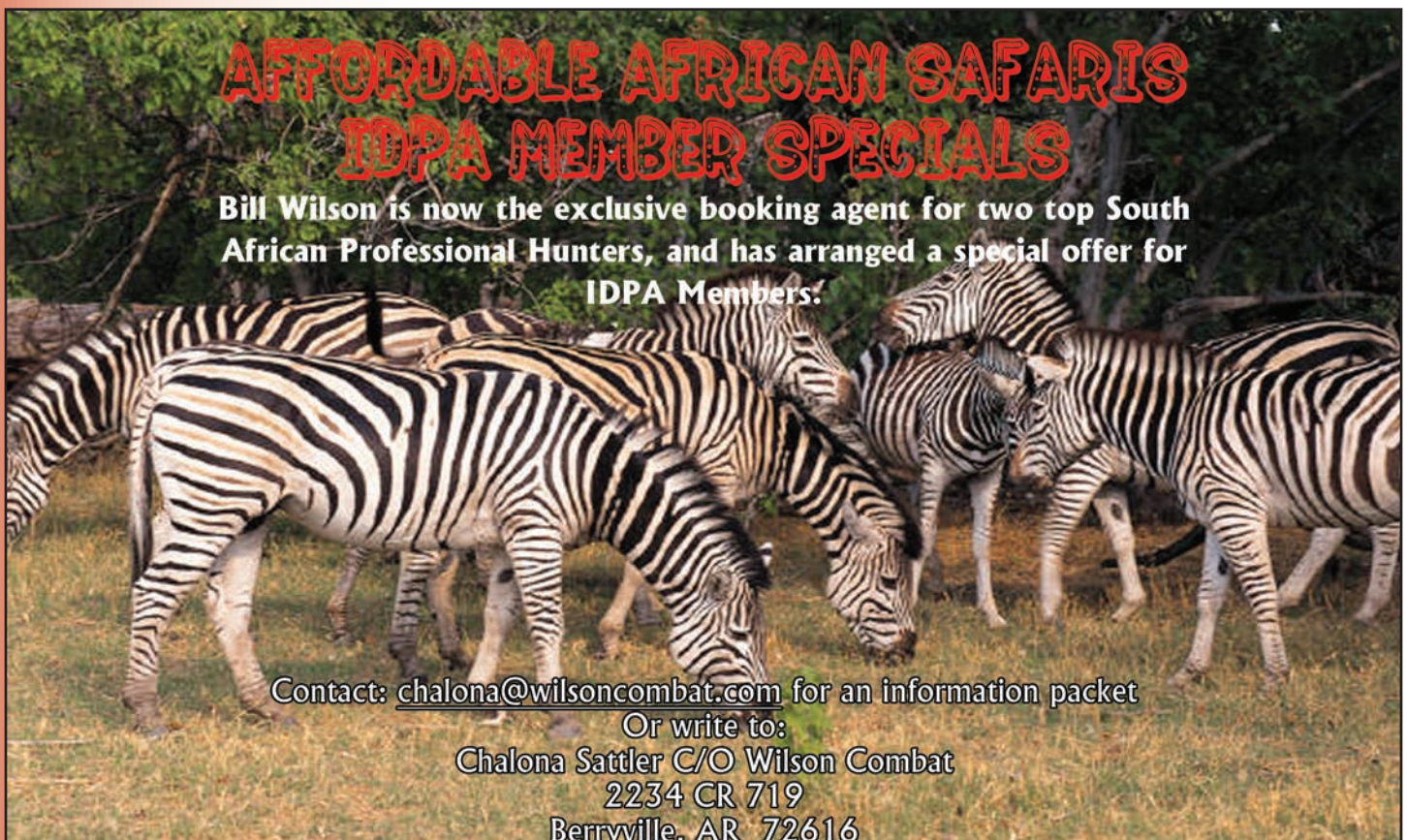
by Stuart Wayne, A03892

I have been shooting in IDPA competition since 1999, which was shortly after IDPA came to Michigan. Although I never have shot at a National Match, I participated in every Michigan state championship but one from our very first state match, put on by my own Linwood-Bay

Sportsmans Club. I'm not a gamer -- nor am I a great shot. My involvement in this sport has been primarily from the perspective of defensive experience with my real-world carry gun. That's why, in the years since I started shooting IDPA, I have noticed a trend that bothers me. That trend is the habit of making nearly every stage into a single shot-string of 18+ rounds. Experiencing this mostly at the local match level, I have encountered it at state championship matches here, too. While technically legal under the rules, this phenomenon seems to violate the entire defensive basis of the sport: "To provide shooters with practical and realistic courses of fire that simulate a potentially life-threatening encounter..."

To start with, 18+ round sce-

narios are not at all typical of real-world defensive situations. They frequently direct the shooter to follow a complex pre-cho-reographed path, shooting only certain targets in certain ways from each position. Woe to him who forgets which side of the barricade from which to shoot T4, or who forgets that T3 is to be shot on the move to position 3 even though it is in your sights from behind cover at position 2! Procedurals will abound, not from any mis-read of the targets as you see them, but from forgetting the dance steps! I have had SOs actually tell me with a straight face that these memory exercises are a test of the shooter's situational awareness, but they are really just the opposite! A well-designed stage will naturally flow -- if cover is there, the shooter should gravitate to



**AFFORDABLE AFRICAN SAFARIS
IDPA MEMBER SPECIALS**

Bill Wilson is now the exclusive booking agent for two top South African Professional Hunters, and has arranged a special offer for IDPA Members.

Contact: chalona@wilsoncombat.com for an information packet
Or write to:
Chalona Sattler C/O Wilson Combat
2234 CR 719
Berryville, AR 72616

it, any target visible should be taken as soon as possible with only the obvious criteria of tactical priority and sequence driving their order. Do you think that you would be capable of much more in the stress of a real-world shoot-out? Eliminating the 18 round strings would go a long way towards eliminating the need for such elaborately choreographed scenarios.

Notice that I mentioned the frequent requirement to leave cover and shoot targets on the move, targets which could be taken out from behind cover. This goes hand-in-hand with the extended-string scenarios in my experience. Shooting on the move is an excellent tactic that does indeed need to be tested in IDPA. Why couple it with such a screamingly counter-intuitive -- and potentially deadly -- idea as leaving cover to run a gauntlet of bad guys?


Another unreal aspect is the need to think out your shots in advance so you don't find yourself using the last shot in your gun to hit a target that triggers a mover. The deeper into a long string of fire that this happens, the more a shooter needs to pre-plan his reloads. Folks with non-standard capacity guns (like my 7+1 SIG P239 in SSP) are more likely to get bitten by this, I admit, but is it realistic to plan to reload in a gun fight a dozen rounds ahead of yourself?

Why have these 18+ scenarios

become so popular? The answer I get whenever I complain about them is invariably "Trigger time!" I understand the time constraints that match directors are under and their desire to give everyone a lot of shooting opportunity. There are other ways to do this, though. One time-honored method is multiple runs through the same short scenario -- freestyle, strong-hand and weak-hand. Rather than stop, clear and make safe, score and tape between runs, time can be saved by having the shooter immediately return to the start point and reload, saving the clearing and scoring for the end. Another method is breaking an 18 round string into two or three timed sub-strings. Requiring an off-the-clock reload-with-retention between segments would add practice in this skill in a more tactically appropriate manner than doing so in the middle of a timed string. Procedurals could be invoked for improper reload or failing to use cover even though the timer was stopped, keeping the stage that much more realistic.

What IDPA has devised as a limiting condition has become a standard operating procedure, it seems. This is as foreign to probable real-world scenarios as are the more imaginative aspects of cowboy action shooting! In the real world, we conceivably could be called upon to neutralize two or three bad guys while backing up from point-blank range to obtain cover at seven yards. Isn't that infinitely more likely than the possibility that we will be called upon to shoot nine different targets from three different positions while dancing for fifteen yards?

I know that variety is the spice of life. I wouldn't presume to say that the 18+ string should be forever banished from IDPA -- as good an idea as that seems to me -- but can't we make it a rare touch of spice, rather than an unfailing standard activity? I humbly beg you match directors out there (you know who you are, I hope) that we get back to the roots of defensive shooting in IDPA.



THE DIFFERENT TYPES OF IDPA SHOOTERS

by: David Tom, A21142

After a good bit of club matches and assisting at a state match, I've humorously classified most people that shoot IDPA.



1. The Screamer

Why anyone cares: *This is the person to point out at the match and who you use to make jokes about behind their back. Plus you get to point and laugh while under the sounds of gunfire.*

Inside Information: *Usually someone who took a combination CCW/Womens Self Defense courses and considers themselves to be "Tactically Correct" in all instances of shooting anything. Usually wears camo BDU's to the range and everywhere else.*

Telling Detail(s): *An example of the sounds regularly emitted by The Screamer on a firing line after the load and make ready command.*

SO: SHOOTER READY STANDBY *beep*

Screamer/Shooter: *Utters "LET GO OF MY PURSE!" and runs to closest target and knees it in the groin area.*

SO: SHOOTER READY STANDBY *beep*

Screamer/Shooter: *Yells "THIS IS MY VAGINA!" and runs to closest target and knees it in the groin area.*

SO: SHOOTER READY STANDBY *beep*

Screamer/Shooter: *Screams "NO MEANS NO!" and runs to closest target and knees it in the groin area.*

SO: SHOOTER READY STANDBY *beep*

PLEASE READ THE FOLLOWING:

The IDPA Tactical Journal welcomes all submissions of press releases and news items of interest to our readers. All material is considered unsolicited and is subject to the approval of the Publisher, Editors and Advisory Board. All submissions imply consent to publish and will not be monetarily compensated or returned.

Second Quarter 2005
Circulation 12000

TACTICAL JOURNAL

Volume 9 - Issue 2

NOTICE

The **IDPA TACTICAL JOURNAL** welcomes submissions of press releases and news of interest to our readers. All material is considered unsolicited and is subject to the approval of the Publisher, Editors and Advisory Board. All submissions imply consent to publish and will not be monetarily compensated or returned.

Viewpoints expressed in **IDPA TACTICAL JOURNAL** are those of their respected authors and are not necessarily held by the Publisher.

Distribution Schedule: Quarterly publication with projected mailing dates of February 1; May 1; August 1; November 1
Closing Dates for Ad Copy: January 1, April 1, July 1 & October 1

Advertising Rates: Contact IDPA Headquarters for an advertising packet and rate schedule

Payment Terms: Prepayment or Net 30 days to approved accounts.

Mechanical Requirements: Advertisement copy is acceptable in any one of the following options:

1) Digital (Please call (870) 545-3886 or e-mail IDPA Headquarters at info@idpa.com for Digital requirements); 2) Black & white slick, separated camera ready art or black & white laser printout; 3) Film. 120 line screen on any halftone.

Note: Ads must be the correct dimensions.

Shipping Instructions: Ads should be sent to: **IDPA TACTICAL JOURNAL**, 2232 CR 719, Berryville, AR 72616


(NOTE: If you are sending ad copy close to the closing date deadline, please call Dru Nichols at 870-545-3833 or e-mail her at dru@idpa.com for shipping instructions.

Publisher/Editor: Joyce Wilson
Production Editor: Joyce Wilson

Printing/Distribution: Print Group, Inc.
Advertising Sales: Dru Nichols

Copyright © 2005 International Defensive Pistol Association, Inc.

WHY SHOULD YOU BUY YOUR STEEL TARGETS FROM US?



SPECIAL PRICING

Take 15% off any order placed by March 31st, 2005. Shipping costs vary by destination.

SATISFACTION GUARANTEE

If one of our targets fails to perform the way we say it will, we will replace it absolutely free.


QUALITY

Every shooting surface is made of the finest AR500 armor steel. That means you can safely subject our targets to heavy-duty use.

EXPERIENCE

We have been building superior steel targets for law enforcement and military applications for almost 20 years. We know steel, we know design, and we want every range and every shooter in the country to benefit from that knowledge.

Call today for a FREE shooting scenario coursebook!




Screamer/Shooter: Proclaims *"I AM WOMAN HEAR ME ROAR!"* (regardless of gender) and runs to closest target and knees it in the groin area.

What this all means: *Let's not go there.*

Knowing Comment: *Anything you manage to come up with on the spot usually suffices.*

Optional Wisecrack: *Reminds me why I hate going to the gun show...*

Reassuring Fact: *Spends more time yelling instead of drawing the gun. Gives most shooters a marginal advantage and something to laugh about.*



2. The Gear Nut

Why anyone cares: *This shooter is always swapping gear and can never get the combination of gear/skill right to a point where they can win a stage or a match.*

Inside Information: *Reads the Dawson Precision catalog in the bathroom.*

Telling Detail: *Never shuts up about their latest or future gear/equipment acquisitions.*

Something The Gear Nut might say: *"One of these days I'm gonna get me the Glock with the 28 round clip."*

Private Thought: *Its called a MAGAZINE.*

Knowing Comment: *His wife is going to kill him when she sees all the new charges from Dillon/Dawson/Whoever he's buying from this month.*

Optional Wisecrack: *Get me a magic marker and some Gold Dots, I've got a plan...*

Reassuring Fact: *Will never shoot the same gun twice. Gives most shooters someone to point out "overdoing it" to the novices.*

3. The Old Guy



Why anyone cares: *He's been through EVERYTHING. Plus he's an instant info machine on the new products from Dillon and the perfect .45 recipe.*

Inside Information: *Has more invested in his competition/carry 1911 than his truck. But won't admit it to the old lady.*

Telling Detail: *Never seen without a .45 on his belt as anything less is "unpatriotic" and will never be seen with a 9mm as "that's the damn Nazi caliber".*

Reassuring Fact: *A little arthritis and Parkinsons setting in makes the old guy a little off what he used to be, but he still can hold his own with a government model. Might not win, but a very consistent performer.*

4. The Master

Why anyone cares: *Anyone who wins a national shooting title in anything and gets paid to shoot is worth watching with both eyes.*

Why anyone REALLY cares: *They're jealous.*

Inside Information: *Dry fired with a round in the chamber once 15 years ago. Never saw the cat again.*

Telling Detail: *Their shirt has their name with the word "TEAM" on it followed with the name of any prominent firearm manufacturer. And this one isn't a knock-off.*

Knowing Comment: *This shooter is good.*

Optional Comment: *This shooter is (expletive deleted) good.*

Reassuring Fact: *You'll never catch The Master, but sometimes you can get close. Always fun to watch and learn from. Usually a safe horse to bet on for winner.*

What to know when approaching The Master: *The Master can be seen as a bit aloof, but is pretty nice if you're respectful and don't drool too much.*



5. The Brand Geek

Why anyone cares: *They're annoying.*

Not to be confused with: *The Gear Nut.*

Inside Information: *Spends hours and hours on the internet at places like The High Road/GlockTalk/Any*



DONNER GUNLEATHER
Fit. Function. Style.

We give you the competitive advantage!

- Superior hand-crafted, custom-made holsters, reinforced gun belts and gun leather accessories for both men **AND** women.
- Unconditional Guarantee: A DG Holster is **Your Holster for Life. Guaranteed.**
- Easy online ordering at donnergunleather.com.

Call 404.617.9953 or visit us online.




DG Exotic Series beltside holster in allgray.

- Holsters
- Reinforced gun belts
- Mag pouches
- Rifle bags
- Specialty products
- And more!

other gun forum getting information about why their gun is better than any others.

The Brand Geek



Inside Information Part II: Prints out info and reads them from the bathroom. Lifetime subscription to that particular brand's self-plugging trade magazine.

Telling Detail: Won't shut up about their preferred gun.

Private Thought: Please shut up about your preferred gun.

Knowing Comment: I usually shoot better than he does, and that's all that matters in my book.

Optional Wisecrack: Let's insult his gun and see what he does. I'll bet he goes ape on what's riding on my belt.

Reassuring Fact: Will never win the match because they'll always be changing to the newest model from their favorite brand.

6. The Caliber Fan

Why anyone cares: A bunch of folks think The Caliber Fan would make a great target stand.

Inside Information: Spent all their expendable income on carry ammo for their favorite caliber from each manufacturer, including Black Talon.

Inside Information Part II: Paid \$1 a round for a case of Black Talon

Telling Detail: Belives that everyone shooting a .45 should be entitled to one shot on each target and that IDPA should adopt Major/Minor classes. Never stops preaching about the .45 and its one shot stop capability, or in The Caliber Fan's mind - the one shot stop guarantee.

Private Thought: He's compensating for something.

Knowing Wisecrack: He must be compensating for something. The ladies must know what I'm talking about.

Optional Wisecrack: He must be compensating for something. The guys know what I'm talking about.

Reassuring Fact: Spends all his money on .45 ammo and still can't get enough practice. To mess with him, tell him 9 is fine when he's on deck and watch him go ape.





ASHLAND LAKE GUN CLUB
proudly hosts the
2005 OHIO STATE IDPA CHAMPIONSHIPS

For information and registration visit our web site at:
WWW.ASHLANDLAKEGUNCLUB.ORG
Or contact
John Moson 330-273-9868
IDPAOhioStateMatch@ashlandlakegunclub.org

CED8000! Now is the time!

CED introduces the most advanced shooting timer in the world for IPSC, IDPA, PPC, Bianchi, Cowboy, and Action shooting that makes all other timers obsolete!

With preprogrammed NRA Bianchi and PPC events, in addition to Sportsman Challenge Countdown, European Field Shooting, Fixed time, Virginia Count, Repetitive, Combined Comstock, & Rapid Fire modes, all at a touch of a button. Memory maintains 10 strings at all times allowing easy review of results with dual forward & reverse Review function and the longest recording capability (999.99 sec.), all make the CED8000 the perfect timer for training or match use.

The CED8000 offers private training use with the included custom earphone set and digital sensitivity adjustment for perfect results no matter what the range condition. The advanced PAR setting allows single or multiple Par & interval selections, all programmable. With date & time display, fixed, random, instant, or custom delay settings, low battery indicator & warning, and a custom carry case, the CED8000 is in a league all by itself!

The CED8000RF model provides wireless remote capability that links the CED8000RF timer to a CED BigBoard or CED Time Keeper for displaying results up to 50 yards away from the host timer. The RF is an optional upgrade that can be ordered at the original time of purchase or upgraded at a later date.

CED Time Keeper

A wireless compact "pager style" remote display unit, the CED Time Keeper provides the number of shots, total time and splits up to 50 yards away from a synchronized host CED8000RF timer. Now it is possible for a scorekeeper to have the time details instantly as they are occurring. Excellent for coaching & training purposes or for monitoring team or squad results. Forward & reverse Review Function! Instant confirmation of times and shots fired, remote scorekeeping capability, providing increased flexibility and efficiency. 70x50x26 mm / 2.75" x 2" x 1". Includes custom carry case.

CEDTK \$49.00

CED8000RF / CED BigBoard Combo

When ordering the CED8000RF Shot Timer along with the CED BigBoard at the same time, CED provides a savings of \$35.00 of the retail purchase price. To receive this special combination price, the order must specify the combo code (CED8RF/BB)

CED8RF/BB \$299.00

Competitive Edge Dynamics, USA

Orders: (888) 628-3233
 Information: (610) 366-9752
 Fax: (610) 366-9680
 Email: sales@CEDhk.com
 (Hours: 9am - 5pm EST)



Available in two models :
CED8000 - \$149.00
CED8000RF - \$165.00

CED BigBoard Display

The CED BigBoard is a large remote LCD Display Board that provides synchronized connection to a host linked timer giving actual time as it is recorded up to 50 yards from the timer itself. Large enough to be seen from a great distance, the CED Big Board is ideal for club, match, or spectator use. 370x175x45 mm / 14.6" x 6.9" x 1.75"

Custom Case for easy storage and protection included

CEDBB \$169.00



Come visit us online!
WWW.CEDhk.com
Order online 24 hours a day!

  Dealer Inquiries Invited



CED2000 External Horn Set

CED2000 External Horn Set is ideal for use in any situation involving group participation, where a loud blasting sound is desired, including match shoot-offs, club, police, or military training. Perfect for "Man vs. Man" events or training large groups. Designed for use with CED Timers, the CED2000 External Horn can also function independently as well. The CED2000 comes with a wide range of features and its own mini tripod base.

CED2000 \$89.00

AC Adapter for the CED2000 - CED2/ACA\$9.95

CED Shooters Back Pack

Designed by shooters for shooters, this "hands free" approach to shooting gear storage is the most functionally unique product to arrive in years!

Features:

- * Removable Pistol bag insert
- * Detachable Brass Pouch



- * Removable Seat
- * Water Bottle
- * Adjustable accessory straps
- * Wide padded shoulder straps with rubber backing
- * Detachable shoulder pouches
- * Zippered Ammunition compartment
- * Large magazine storage
- * Rugged heavy duty construction

Specially Priced \$69.95

CED Accessory Bag

A compact bag designed to hold spare parts, batteries, tools, and other "odds and ends" that shooters accumulate. Great for hearing protectors and timers. Store everything in one location. Comes with both a handle and shoulder strap and is available in FIVE great colors: Black, Navy, Hunter Green, Red, and Camouflage.

Measures 7.5" x 6.5" x 4.75" Specify color when ordering

CED1300 \$11.95



Competitive Edge Dynamics, USA

Orders: (888) 628-3233

Information: (610) 366-9752

Fax: (610) 366-9680

Email: sales@CEDhk.com

(Hours: 9am - 5pm EST)

Come visit us online!
WWW.CEDhk.com

Order online 24 hours a day!



Dealer Inquiries Invited

CED Professional Range Bag

CED has taken the most popular sized range bag on the market today to a new level in design and function!

- * Main compartment locks completely with a "U" shaped top zipper design closure
- * Seven (7) Magazine Holders
- * Designed to hold up to four (4) Pistols
- * Removable Pistol Insert Sleeve & Brass Bag
- * Three (3) additional Zippered Pockets for small items w/ ID Tag Holder



- * Heavy Duty Chrome Hardware with Padded Shoulder Strap
- * Fully stitched Rubber Foot Pads to keep the bag dry
- * Overall Bag - 15.5" x 10" x 13.5"
- * Available in Black, Royal Blue, Hunter Green, and Red

Complete Bag \$69.95

Extra Pistol Sleeve \$10.95

Ammo Brass Pouch \$9.95

CED Millennium Chronograph

The CED Millennium Chronograph, endorsed by IPSC for Official use, is the ONLY chronograph system to offer revolutionary Patented Infrared technology. With incredible accuracy, it eliminates the need for sunlight and gives you the freedom to record velocities under any lighting condition, or if you choose, no light at all!



Chronograph System \$179.00

Infrared Upgrade \$89.00

NiMH Battery Pack \$48.00

Custom Carry Case \$35.95

Full accessory line available!

*To be the best,
I train with the best...*

CED Products



Eric GRAUFFEL
World IPSC Champion

Aim Quick. Shoot Straight. Win Big. Compete With Trijicon Self-Luminous Aiming Systems And Win MORE Than You Bargained For.

Sign up today for...

The Trijicon® Shooter Rewards Program

Day or night, dark or light...Trijicon's self-luminous sighting systems keep your aiming point bright, even in the heat of competition.

Trijicon's SHOOTERS REWARD PROGRAM rewards competitive shooters who use Trijicon products in any of several major shooting competitions, including the IDPA National Championships and several other prominent practical, tactical and three-gun matches. All Trijicon products are eligible including:

- Trijicon Night Sights
- Trijicon Reflex Sights
- Trijicon ACOG® and Compact ACOG® Riflescopes
- Trijicon AccuPoint® Riflescopes
- Trijicon TriPower® Sights

Pre-registration is required in order to be eligible. For more information on the Trijicon Shooter Rewards Program or to sign up, visit the Trijicon website: www.trijicon.com.

Or, contact: Susan Belanger, Trijicon, Inc.,
Ph: 800-338-0563, Email: susan@trijicon-inc.com



49385 Shafer Ave.
PO Box 930059, Wixom,
Michigan 48393-0059
Phone: (800) 338-0563
(248) 960-7700
Fax: (248) 960-7725
email: info@trijicon.com

www.trijicon.com



Why anyone cares: *Always good for a laugh. Think Rodney Dangerfield with an IDPA membership.*

Inside Information: *Thinks up witty retorts ahead of time and saves them for the match walkthrough.*

Telling Detail: *You're getting briefed on an IDPA stage that sets up like a cemetery and he says, "Now, these are zombies we're shooting, right?"*

Knowing Comment: *I'm glad I don't have to live with him.*

Optional Wisecrack: *He's married? I can't stand him for 15 minutes, there's a woman out there that said "I do" without the promise of U.S. citizenship?*


Reassuring Fact: *This is the kind of shooter that will attempt to knock down 2 peices of steel with one shot. Thankfully, telekenesis doesn't work for him.*

Now, these are zombies we're shooting, right? The Smart Aleck

I'm glad I don't have to live with him.

He is married, you know.

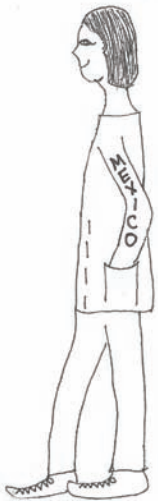
He's married? I can't stand him for 15 minutes and there is a woman out there that said "I do" without the promise of U.S. citizenship.



7. The Smart Aleck

All illustrations for this article done by:
S. Tumbleson A19420

No comprendo ingles.



The Foreigner

Don't SWEAT IT

Only \$10.95 Per Pair
Plus SH
www.muffsweats.com



J R 's HEARING
MUFF SWEATS

- » Fits Most hearing muffs
- » Easy to install - Easy to remove
- » Absorbs perspiration
- » Durable cotton/polyester blend
- » Machine Washable
- » Helps prevent ear fatigue
- » Helps prevent spread of infection
- » Made in USA

8. The Foreigner

Why anyone cares: *Making fun of foreign people seems to be an American tradition. Not really a good tradition, but tradition nonetheless.*

Inside Information: *Knows what we're talking about sometimes but feigns not to in order to seem cool and collected. Usually succeeds.*

Telling Detail: *Doesn't speak English well.*

Knowing Comment: *How the hell does he not speak English? This is America!*

Optional Wisecrack: *Only if your range is politically insensitive.*

Reassuring Fact: *One of these days they'll misread the rulebook and catch a procedural for not understanding the COF. A shame too, they ran the course clean.*

Continued on Page 31

NOTICE

The editorial staff of the Tactical Journal is always interested in articles from the membership pertaining to IDPA, guns or other relevant topics. **Pictures with articles are encouraged and welcomed.**

Submission or editorial information should be sent to:

IDPA HQ • Attn: T.J.
2232 CR 719 • Berryville, AR 72616
or
e-mail: joyce@idpa.com

Submissions can be sent as:

- #1 WORD Via e-mail**
- #2 Word on disc Via Snail mail.**

**Include high resolution photos too if possible
(COLOR Digital is preferred but B&W is OK).**

2005 IDPA CHAMPIONSHIP ENTRY INFORMATION

September 21-25, CASA Range, Little Rock, AR

PLEASE READ CAREFULLY

Your application must be completed ENTIRELY and CORRECTLY in order to be processed.

Participants: Limited to 250 entries on a first come/first served basis. All applicants must be current IDPA members with a classification of Marksman or higher and have shot **TWO sanctioned IDPA** matches between June 1, 2004 and June 30, 2005.

Entries must be POSTMARKED (NOT RECEIVED) NO EARLIER than June 13, 2005. Fed Ex and UPS entries must sent no earlier than June 13 also. Any entries received prior to this date will be squadded after July 1, 2005 only if there are openings left. If you wish to be squadded with another person or persons, your applications and fees must be mailed together. We will not be able to change squadding once the match is full. We will make every attempt to place you in your first choice of shooting dates and squadding requests, however, we obviously cannot guarantee all requests.

Match Stages/ Round count: 15-18 stages/ 200 rounds minimum

Entry Fee: \$150 until July 1, 2005. \$170 after July 1, 2005. Includes the match and all festivities.

(NOTE: No match fee refunds will be made for any reason after September 1st.)

Events: Wednesday, September 22	7-9pm Competitor Sign-in/ Hospitality Room open
Thursday, September 22	7-9pm Competitor Sign-in/ Hospitality Room open
Friday, September 23	On your own
Saturday, September 24	6-10pm BBQ
Sunday, September 25	9am Awards Ceremony

Location: Central Arkansas Shooters Association, Little Rock, Arkansas
www.casarange.com

Match Headquarters Hotel: Holiday Inn Select, 201 South Shackelford, Little Rock, AR 72211 Phone: 1-866-AROOM4U (276-6648)

Match Director: John May

2005 IDPA CHAMPIONSHIP ENTRY FORM

September 21 - 25, CASA Range, Little Rock, Arkansas

PLEASE NOTE: Due to the large number of entries, your entry form must be completed **ENTIRELY AND CORRECTLY** or it will not be accepted, even if sent with a group. **NO EXCEPTIONS.** So please check thoroughly before mailing.

NAME _____ MEMBER # _____

ADDRESS _____

CITY _____ STATE _____ ZIP _____

PHONE # _____ E-MAIL: _____

SHOOTING DATE: There is no guarantee that you will receive your first choice, nor is there an option to shoot the entire match on Friday or Saturday. **Making the same choice for both could mean that you won't be able to get a slot.** (Circle one for each choice only)

First Choice: Thursday Friday/Saturday
 Second Choice: Thursday Friday/Saturday

DIVISION:	
_____	Custom Defensive Pistol
_____	Enhanced Service Pistol
_____	Stock Service Pistol
_____	Enhanced Service Revolver
_____	Stock Service Revolver

NOTE: There will be no Division changes allowed once the application is received by Headquarters.

CLASSIFICATION:	
_____	MA
_____	EX
_____	SS
_____	MM

SUB-DIVISION:	
_____	Distinguished Senior (65+)
_____	Senior (50 - 64) _____ Lady
_____	Law Enforcement _____ Press
_____	International _____ Military
_____	Gun Industry _____ Junior (12 - 18)

Sanctioned matches shot between June 1, 2004 and June 30, 2005:

Include copy of scoresheet as proof. Without proof, your entry is considered incomplete and will not be accepted. Please include two matches only.

Two lunches are included in your entry fee. Please designate which two days you will be eating lunch at the range. (Circle 2 only):	<i>Shooter Entry</i> _____	\$150.00
Thursday Friday Saturday	<i>Additional Lunches @ \$6 each</i>	
	<i>Thursday</i> _____ x \$6	_____
	<i>Friday</i> _____ x \$6	_____
	<i>Saturday</i> _____ x \$6	_____
Lunches are available for purchase at \$6 each.	<i>Total Amount</i> _____	_____

NUMBER ATTENDING Bar-B-Que Saturday evening: _____

ENTRY FEE: \$150.00 until July 1st, \$170.00 after July 1st. Event is strictly limited to 250 competitors. (NOTE: No match fee refunds will be made for any reason after September 1st.)

MAIL ENTRIES TO: IDPA CHAMPIONSHIP, 2232 CR 719, Berryville, AR 72616

SAFETY OFFICER APPLICATION

2005 IDPA CHAMPIONSHIP

September 21 - 25, CASA Range, Little Rock, Arkansas

PLEASE NOTE: You must complete the regular entry form in order to shoot this match. Any application received without the regular entry will not be accepted.

NAME _____ MEMBER # _____

ADDRESS _____

CITY _____ STATE _____ ZIP _____

PHONE # _____ E-MAIL _____

SAFETY OFFICER TRAINING CLASS DATE: _____

GIVEN BY: _____

YEARS OF COMPETITIVE SHOOTING: _____

YEAR/S PREVIOUSLY WORKED CHAMPIONSHIP: 99 00 01 02 03 04
(Circle all that apply)

HAVE ORGANIZED OR SO'd STATE LEVEL MATCHES: YES NO
(Circle one)

HAVE ORGANIZED OR SO'd CLUB LEVEL MATCHES: YES NO
(Circle one)

GENERAL ITINERARY FOR SAFETY OFFICERS:

Wednesday	September 21	Safety Officers Shoot Match
Thursday	September 22	Work Match
Friday	September 23	Work Match
Saturday	September 24	Work Match

Using Dry Fire to Improve Your IDPA Performance

By Claude Werner

We often hear the joke that IDPA means I Don't Practice Anymore. Of late, I have not had a chance to get to the range very much other than shooting a couple of matches per month. But surprisingly, my performance in matches is getting better all the time. Perhaps it is because I made a commitment to myself to dry fire every day for one thousand consecutive days and I am about half way through. It seems to be paying off. Dry fire is easy, inexpensive and yields noticeable results in a short period of time.

For those who aren't familiar with it, dry fire is the process of practicing with your pistol without live ammunition. You can either use dummy rounds, snap caps, or no ammo at all. It can be done anywhere that you can observe certain safety precautions that I will explain later. You can do dry fire at home daily in just a few minutes with no cost whatsoever.

What dry fire accomplishes is to maintain and build on your ability at trigger control, the draw, reloading, and other essential shooting tasks. The way to develop any physical skill is through repetition. The commonly cited statistic is 3000 repetitions to become unconsciously competent at a physical skill. Unless you have a massive ammo budget, getting 3000 repetitions of your draw at the range will take quite a long time (about 25 years if you usually just shoot one typical match each month).

Since there is no live ammo involved, our instinctive fear of sound and concussion doesn't interfere with our practice. Remov-

ing this fear helps make your practice into perfect practice since you are not tempted to flinch in anticipation of the gun going off. Even experienced shooters can develop a flinch and dry fire is one of the best ways to get rid of it.

Almost every shooter at the upper levels of shooting spends a significant amount of time dry firing in one form or another. If you ask them, most top trainers will tell you that dry fire is an important part of becoming proficient with a firearm. At least one top shooter has said that he spends thirty minutes in the morning and thirty minutes in the evening doing dry fire.


The only safe way to dry fire is to put a suitable target on a wall that will stop a bullet from your pistol in case of a Negligent Discharge. There are several Internet websites that have interactive dry fire drills on them but I am extremely uncomfortable with this approach for a number of reasons. 1) The sessions are impromptu by design and therefore lack safety controls that I consider absolutely necessary, 2) computers are expensive if they are shot, and 3) computers are frequently placed against interior sheetrock walls of the home. Dry firing at the television is another common approach that I cannot recommend for the same reasons.

I recommend that you have a specific dry fire target that you put up at the beginning of your session and take down immediately after you finish. If you only dry fire at this target and take it down immediately, your chances of doing "One Last Draw" after you have loaded your pistol are reduced.

The Shooter's Approach To Practice A Practical Guide

By Sam Conway

\$ 19.95
(plus \$3.95 s&h)



A MUST for every range bag!!

Inside there are over 30 drills, illustrations and easy to read explanations of how to improve on four things you must do fast: draw, reload, target transitions and movement.

Send check/money order made payable to:

Sam Conway
c/o Talon Publishing
PO Box 831
Brunswick GA 31521
e-mail: Talonpublishing@hotmail.com

Make sure you have no live ammo in the room where you are dry firing. This is an absolute necessity. Check your pistol and magazines several times to make sure there is NO live ammo in them. If you use dummy ammunition during dry fire, use ONLY commercially manufactured, easily identifiable dummies. Because of the danger of misidentification, I consider homemade dummies very unsafe and I do not recommend them. Commercial dummies are relatively cheap and are certainly less expensive than the consequences of a Negligent Discharge. Don't reload your pistol immediately after dry firing. Put it in your storage area and do something else to remove your mind from dry fire. This will help reduce your risk of doing "One Last Draw".

A timer is very beneficial for dry firing, but not an absolute necessity. A timer helps you set a standard and measure your progress. Or you can make a recording of your practice session and then simply follow along. Recording your session allows you to put safety reminders in and structures your practice. Even if you don't have a timer, you can still go through all your repetitions to develop your smoothness and economy of motion. Have your safety reminders prominently posted if you don't use a pre-recorded session.

Ideally, dry fire should be done daily. It doesn't have to be a long session and, in fact, should not be so long as to cause fatigue. For most people, ten minutes a day will produce noticeable improvement in their shooting in a short period of

time.

As I mentioned before, dry fire should be done only where a bullet cannot cause injury. Many basements are excellent dry fire training areas. Choose a brick or concrete wall if that is available. Keep in mind that the average wall constructed of sheetrock is a little more bullet resistant than a paper bag, but not much more. If no bullet resistant wall is available, then you should place a body armor panel behind your target. Body armor panels are available on eBay for less than the price of a few boxes of ammo. Wear your eye protection when you dry fire, also.

Disclaimer: Dry fire practice can be extremely dangerous if proper safety procedures are not followed. If you have a Negligent Discharge during dry fire because you have been too lazy to follow the appropriate procedures, don't blame this publication or me. Guns are instruments of ultimate personal responsibility; only YOU can make it go off.

A list of appropriate safety precautions and my personal dry fire regimen are available on my website www.gunbattle.us for anyone to use.

Dry fire is one of the easiest and least expensive ways to improve your shooting that there is. Approach it with safety in mind and improved performance as your goal. Try daily dry fire and watch your match standings go up and your Classifier times decrease.



Shoot More. Pay Less!

AMMO Direct .com

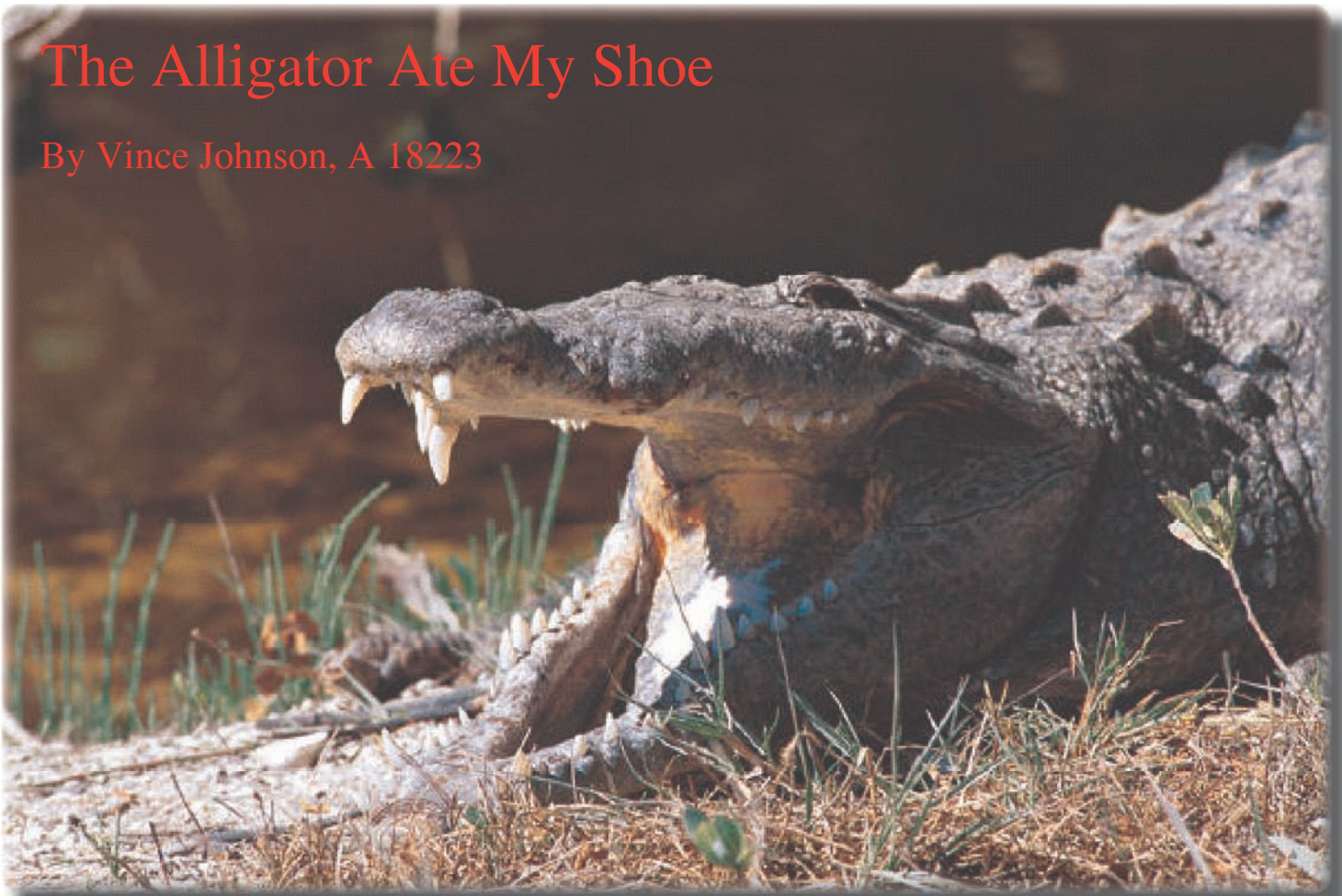
- * Reloading Supplies
- * Bullets by Tennessee Valley and Rainier Ballistics
- * New Brass by PMC and Starline
- * Reloaded and New Ammunition

Visit us on the web
www.ammodirect.com
or call toll free
1.877.266.6347

"Quality Ammo and Supplies at Wholesale Prices!"

The Alligator Ate My Shoe

By Vince Johnson, A 18223



“You’re kidding” was my surprised response to Frank. I had jokingly asked him if he ever had an alligator in his small pond. The pond 30 feet from the covered shelter where we were sitting. The pond many miles away from any major body of water. The pond with only grass between it and us. To Sharon’s and my surprise, he answered yes.

Frank said that alligators are quite mobile, and if you have water and food available, they will find it. He told us he threw his shoe at it, and to his surprise, the gator ate it. Frank added that the gator stayed for a couple of days, then apparently not liking the taste of sneakers, moved on to another home. We reloaded our magazines faster the rest of the week.

Both of us have been around firearms for many years, but our shooting has been mostly on a recreational basis. We wanted to get involved in self-defense type shooting and IDPA seems a logical choice for us. After looking into IPDA shooting further, we realized that our skill levels were in need of help. We decided to get some professional training.

We researched the shooting magazines for months, specifically reading articles about the different shooting classes. We read their advertisements in the gun magazines to see what their school offered. Then we surfed the Internet to check out the advertised sites. When we spoke with friends at the shooting club and the local gun stores about their experiences at class, we found only one person who had attended a shooting school.

We based our choice of schools on what we wanted to do and learn. Military and police type schools were not for us, and schools for people with years of competition experience were discarded. A small class size would be nice too. We deliberately wanted to start at the beginning to get a good foundation to build on. As class would not consume the entire day, a place that had other things to do in the evening would be nice also. After all our researching and some e-mails back and forth, we chose the Universal Shooting Academy in Frostproof, Florida, owned and operated by Frank Garcia. We scheduled a date for three days in April of 2003 and sent in a deposit.

We did not have holsters for our Glock 19's, so Frank suggested Blade-Tech. We each ordered a holster and two double magazine holders. Then we made a trip to the gun store where we purchased another six magazines to go with the ones we already have. We have all the other shooting gear that we needed. We decided to purchase ammo at Franks' facility rather than drive down there with it.

Before leaving, we checked the NRA web site for state gun laws. We have a small SUV, and the laws require that in a vehicle of that type, guns must be unloaded and put in the rear of the vehicle, in a hard case and locked. Ammo must be separate from the guns and locked also.

Our 1,000-mile drive down was mostly turnpike, easy, long and uneventful. As we drove thru the south side of Orlando, we saw the exit for Downtown Disney. We both like Disney World, so we exited there and had a nice lunch at the House of Blues. After being in



the car for so long, it felt good to walk around. We had reservations at the Green Gables Inn in Lake Wales, Florida, so we were not in a hurry. The hotel is located South of Orlando and North of Frostproof. It is on Frank's list of recommended hotels, which are available on his

web site.

The next morning we were up early



and drove about thirty minutes to the range. We drove thru miles of orange groves and arrived at school early. After a short introduction to one another, it was down to business. To our delight, we were the only two people scheduled for these three days.



Sharon at work

Frank reviewed with us safe gun



handling, target scoring, power factors and the types of equipment used. Then we moved on to the basic pistol fundamentals of grip, stance and sights. We had the most trouble placing our hands on the grips properly and consistently. Frank used a pen to make marks on our thumbs as reference points for our ill-trained hand placement. Crazy Glue® probably would have worked better.

We covered the fundamentals of the draw, which includes the stance and how to position equipment on the belt. In addition, how to grab the gun with the correct part of the hand, the use of the other hand, the route of the gun to the target and arm positioning.

Accuracy fundamentals included vision, sight

picture and pressing the trigger. We determined the difference between the need for speed and accuracy depending on the distance from the target and the danger it presented. Target acquisition, body movement, reloading skills, and the mental game rounded out the fundamentals.

The shooting exercises included paper targets, steel plates, moving targets, pepper poppers and combinations of them. We also shot in the "houses" that are left from his Florida Open Matches, which are held every February. Then we shot Sharon's favorite, the man on man

IDPA Tactical Journal Second Quarter 2005

targets. There are seven pepper poppers on each side; both sides together make the shape of a V. At the buzzer, each shooter draws and knocks down their targets. The last

tourist attractions. However, at the range our clear intent was to learn how to shoot better. During our three days at the range, we rarely talked about anything but shoot-



Vince in the house

one on each side is overlapping, so it is easy to see who finishes first. Frank uses an air tank and lines to reset the targets with the flip of a lever. Great fun, while it still requires speed and accuracy. And it consumes enormous amounts of ammo too!

It all sounds so easy when you are



just reading a few paragraphs. Actually, it's a lot of work. You need a certain mindset when you do this type of shooting. Part of the reason we picked the Universal Shooting Academy was its location in Florida, and the opportunity to visit the IDPA Tactical Journal Second Quarter 2005


ing. There are no secrets involved to be good at this. It requires lots






of practice. Practice based on good fundamentals.

Each day we ate lunch at the Frost-proof Diner. The food is decent and the prices are fair. You pay for your own lunch. There was a McDonalds nearby, but other choices are too far away for a lunch break.

As we were outdoors all day, bring appropriate clothes for the weather. We were there in April and the temperature was in the mid 80's in the afternoon. Bring a water jug






TKW

TACTICAL KYDEX WEAPONRY
HOLSTERS & ACCESSORIES

IDPA Legal!

Available Online At:

www.MLE-ShootingSports.com

and cups for sure, although Frank had water available. If you are fair skinned like me, a lightweight long sleeve shirt with collar, suntan lotion and a hat are a requirement. Take at least six magazines for each person. No exercise we did required more than 10 rounds. In addition, bring all of your usual shooting gear.



At the end of our three days, Frank sat down with us and reviewed the skills that we needed to improve.

Then he gave each of us a diploma and or choice of a t-shirt or hat. We were actually glad we only took the three-day class. Our brains were “full” of all the new things we learned. Scattered about the ranges, we left 3000 rounds of brass on the ground. We do reload at home, and at first, it felt strange to leave all that brass lying about. However, 9mm brass is cheap, and the time

structs police and military personnel. I suspect as current events in today’s world continue, he will do more of that type of training.

One of the advantages of Frank’s location in Florida is its close proximity to Orlando. Our first night there we simply returned to the Motel and went to sleep early; the long drive and the nervousness of


the day pretty much took our extra energy. Tuesday night we went to see the Cirque du Soleil show, La Nouba, at Disney World. We highly recommended this unusual but excellent show. After class on Wednesday, we packed up and headed for a hotel in Orlando. We made a stop at the Florida Natural juice attraction and stocked up with a couple of cases of juice and some orange and key-lime candies to take home. Wednesday night we returned to Downtown Disney for food, fun and shopping.

Thursday we spent the day at Sea World watching porpoises, whales and associated sea animals do their tricks. Friday we spent half the day at the NRA 2003 show before heading home. We were with the first group in the morning to visit the show and the vendors weighed us down with product brochures. Something for us to read on the long drive home.

In hindsight, I wish we had attended a professional class years sooner. Our Glocks are stock and they still shoot better than we do. One item for sure, the money we spent on this class not only moved us along quicker than we could have ever done on our own, but it moved us in the right direction.

Good intentions and gizmos are not a replacement for knowledgeable instruction and practice.


Frank may be reached at (phone) 863.635.3425 or e-mail at FrankGarciaUSA@yahoo.com.



we spent not picking up brass was wisely used for instruction and shooting.

Frank’s range is in a very lightly populated area, surrounded by miles of orange groves, and backs up to a military bombing range. Frank also in-

26



IDPA Pro Shop Order Form

Company and/or Name: _____ IDPA #: _____

Address: _____

City: _____ State: _____ Zip: _____

Daytime Phone: _____ Order Date: _____

Credit Card: _____ Expiration Date: _____

Item #	Item	Description	Size or Amount	Price	Quantity	Extended Price
DPT	Official IDPA Targets	Cardboard Targets. 50 per box.	1 - 4 boxes, ea.	\$27.50		
			5 or more boxes, ea.	\$25.50		
PPT	Paper Practice Targets	Paper Targets. 100 per box.		\$33.00		
TPT	Target Pasting Tape	Natural Cardboard Color.	60 yd. Roll	\$1.95		
TPP	Target Pastors	Natural Cardboard Color.	1000 per box	\$2.95		
C	IDPA Ball Caps	Embroidered. 3" crown. Specify blue, green, khaki or white.		\$9.95		
C	IDPA Ball Caps	Embroidered. Solid back, plastic snap. Specify maroon, tan, navy or dark green.		\$6.95		
C	Summer Mesh Cap	Embroidered. Specify light gray or tan.		\$6.95		
CSO	Safety Officer Cap	Embroidered. Red.		\$9.95		
CSOM	Safety Officer Caps	Embroidered. Red with mesh back.		\$9.95		
T	IDPA T-Shirt	Embroidered T-shirt. Specify ash, cardinal, green, navy, faded blue, faded green, pale blue, pale green or natural.	M, L or XL	\$17.95		
			XXL	\$19.95		
H	IDPA Henley Shirt	Embroidered 3-button t-shirt. Natural.	M, L or XL	\$21.95		
			XXL	\$23.95		
P	IDPA Polo Shirt	Embroidered Polo Style. Short Sleeve. Specify grey, natural, navy or green.	M, L or XL	\$19.95		
			XXL	\$22.95		
M	IDPA Mock Turtleneck	Embroidered cotton. Specify natural or navy.	M, L or XL	\$21.95		
			XXL	\$23.95		
PL	Polo Shirt Long Sleeve	Embroidered Polo Style. LONG Sleeve. Specify ash, hunter green or navy.	M, L or XL	\$24.95		
			XXL	\$27.95		
DL	IDPA Denim Shirt	Embroidered Denim LONG Sleeve Shirt. Denim blue.	XS, S, M, L or XL	\$29.95		

Item #	Item	Description	Size or Amount	Price	Quantity	Extended Price
HP	Hat Pin	Antique silver finish.		\$2.95		
EP	Embroidered Patch	May be sewn or pressed on. Shipping is \$1 for every 10 patches.		\$2.00		
WD	IDPA Window Decal	Four Color Decal. Shipping is \$1 for every 10 decals.		\$1.00		
PEN	IDPA Pen	High quality laser-engraved blue pen with gold trim.		\$2.95		
CIT	Columbia Invitational VCR Tape	Tournament and Conference. 90 minute VCR tape. Great for recruiting.		\$19.95		
VCT	Official Vickers Count Timer	Pro-Timer IV SUPER that computes Vickers Count Final Score. Manufacturer guarantee.		\$199.95		
CLK	Camillus Levr-Loc Knife	IDPA logo on blade.		\$35.00		
AG1	IDPA 1911 AlumaGrips	Aluminum grips with IDPA logo. Specify right or left handed; type of safety; if magwell is present. Made by AlumaGrips.	light-weight or standard	\$67.50		
RBG	IDPA Range Bag	Locking main compartment, 7 magazine holders, brass bag, removable pistol sleeve, ID tag holder, additional pockets for small items, heavy duty construction. Black with IDPA logo.		\$69.00		
RUG	IDPA Gun Cleaning Rug	Easy to clean and care for; just throw it in the washer. Great for protecting furniture from solvents and soil.		\$23.00		

Prices subject to change.

Subtotal: _____

Shipping:

(AR residents add 7.125%) Tax: _____

There is no shipping for IDPA 1911 AlumaGrips.
Cardboard and paper targets are shipped by FedEx unless otherwise requested. Please call or email IDPA HQ for exact shipping cost.

Shipping: _____

Shipping for patches and decals is \$1 for 10.
Shipping for all other items is \$6 for the first item and \$0.50 for each additional item. For orders outside the USA, call, fax or email HQ for shipping cost.

Total: _____

To order, you can call, email, fax or mail IDPA at:

IDPA
2232 CR 719
Berryville, AR 72616
Phone: 870-545-3886
Fax: 870-545-3894
info@idpa.com
www.idpa.com

THE OTHER FAILURES TO DO RIGHT

Gil Hunt # A06869

After reading Ken's Corner in the recent edition of the TACTICAL JOURNAL (Volume 8-Issue 3- 3rd Q 2004) I started thinking and sometimes that is not easy for me.

We have all heard of it. Very few of us have experienced it or even seen anyone receive the FTDR penalty. Why is that? I think there are so few FTDR penalties because it is a deterrent. Ken, I think you hit it Center Mass – "0 down" when you wrote "This may be because the threat of twenty seconds added to your score is enough to keep most contestants honest." But Ken, with all due respect, I think you stopped a little short.

The "OTHER FAILURES TO DO RIGHT" that are not mentioned in the IDPA Official Rule Book and Club Affiliation Manual are done by the shooters I call the "do nothing shooters". They never volunteer to help set up a stage, keep score, tape targets, shag brass, knock down (KD) the stages, or clean up the trash when it's all over. These shooters never show up for a "range work day", develop a CoF, compute scores, be the Web Master, write a news letter or in any other way contribute to or support the event, the club, or the sport. They show up, sign up, pay up, shoot up, and leave. The way I see it, this is just as much a "FAILURE TO DO RIGHT" as using unauthorized equipment, circumventing the rules or compromising the spirit of the stage.

The "OTHER FAILURES TO DO RIGHT" that are not mentioned in the IDPA Official Rule Book and Club Affiliation Manual are done by the shooters I call the "do nothing shooters".

Not everybody is suited to or wants to be an SO and that is fine. Not everyone can lug a heavy Bianchi barricade or full size Pepper Popper 50 yards and that's ok. Most every club has a few older shooters or someone with a disability of one kind or another. Everyone understands this. No one expects anyone to get hurt or try to do something they are not able to do physically. There are other, less strenuous chores to do. So, get involved, volunteer. Ask, "Can I help with something?"

Some shooters live long distances from the match site and arrive just in time sign up and need to leave quickly when the match is over, and that is O.K. if everyone will just do his or her part during the match. Anyone intelligent enough to compete in an IDPA match is smart enough to be Scorekeeper. The person doing the score-keeping will familiarize anyone with the form being used, if this is a first time. I'll bet you a new range bag you will get a quick lesson, a friendly explanation, and supervision for the four or five shooters and you will have it. If Scorekeeping is not for you, you can tape, pick up spent brass, trash, or KD the stages at the end of the match.

As our sport progresses more and more into the electronic age, there is a greater and increasing need for persons with computing skills and web page management experience. If you are one of these admired persons we all turn to for help when our *(%\$@ computers won't do what they are told to do, jump in and help out with your club's computer needs.

Most shooters that have been around gun games for a while, or those who carry on duty or for personal defense, have had that thought of "What would I do if this or that happened." This is the perfect opportunity to turn that

2004 Indiana State Match

Continued from Page 29

It was a gorgeous day in the mid 80's for the Indiana State Match on Sept 11, 2004 at the Wildcat Valley Rifle and Pistol Club. We had 114 shooters including staff. The day started with a shooters' meeting and a small memorial service for the victims of 9/11 followed by the pledge of allegiance to the flag set at half mast. Setup for the match took a day and a half. We had 10 COF's with one called Daycare Dilemma designed by Mike Parks that people are still shaking their heads about. It was a house shoot with targets popping in and out triggered by electric eyes that the shooter broke when he walked through it. Some of those targets didn't give you a very long look before they went goodbye. It was by far the most talked about course of the day. All the COF's were field courses with no standards. Congratulations to the winners and thanks for all the staff who gave up their time to put on this match.

Bill DeZarn
Match Director

CDP / MA

1. Steven Money Penny 156.47
2. Jason Parks 165.77
3. Mark Haerr 195.77

CDP / EX

1. Lee Pettruss 177.51 2
2. Michael Parks 195.6 3
3. Rich Demondo 200.06

CDP / SS

- 1 Michael Cusanelli 222.83
- 2 Brian Penley 224.78
- 3 Brent Roberts 229.25

CDP / MM

- 1 Robert Reid 255.66
- 2 Kent Grewe 258.87
- 3 Joshua Kissling 279.91

CDP / NV

- 1 Cody Heckman 420.91
- 2 James Schulz 431.15
- 3 Bob Darnell 436.29

ESP / MA

- 1 Robert (Bob) Vogel 140.14
- 2 Bart Reiter 174.18
- 3 Billy Vanlandingham 208.35

ESP / EX

- 1 Charles Mitzelfeld 218.12
- 2 Daryl Mcphail 220.83

ESP / SS

- 1 John Blackwell 197.89
- 2 Thomas Engle 200.37

3 Ben Molina 210.52

ESP / MM

- 1 Jim Hardy 220.9
- 2 Milan Kosanovic 232.58
- 3 Tom Worthy 234.56

ESP / NV

- 1 Christina Kennedy 498.92

SSP / MA

- 1 Rick Simes 149.59
- 2 Scott Hurt 170.79
- 3 Richard Seery Jr. 181.23

SSP / EX

- 1 William Warfield 209.15
- 2 Rich Eddington 209.37
- 3 F Hamilton 211.26

SSP / SS

- 1 Frank Funkhouser 229.33
- 2 Tim Colby 243.2
- 3 Gregory Bisbee 250.39

SSP / MM

- 1 Kenneth Ross 241.03
- 2 Robert Bruining 243.51
- 3 Thomas Ropers 285.53

SSR / MA

- 1 Roger Reid 215.45
- 2 Bill Nesbitt 236.79

SSR / EX

- 1 Steven Rodenfels 217.7
- 2 Nate Hardin 263.93
- 3 Mike Hanlon 305.66

“What if” into a CoF. Put on it paper, get a couple of buddies, set it up, make sure it is safe and meets the IDPA stage criteria and present it to your club's Range Master.

The “OTHER FAILURE TO DO RIGHT” is when a shooter is

classed as a Marksman, constantly shoots six stages in the low 90's, and brags about the feat after the match. Worse yet is the Unclassified shooter who, after two years of match shooting, sits around the club house after the match, brags and refuses to shoot a classifier.

When a shooter wins this way, they are only fooling themselves. This is not a win. This is cheating plain and simple. Integrity, honesty, self-respect are lost and most of all the respect of the other shooters. These are not Winners. These are LOSERS..... SHOOT IN YOUR CLASS, SHOOT THE CLASSIFIERS, AND DO RIGHT.

We have one of the most unique sports in the world. Where else can you learn life saving, self defense skills in a friendly competitive environment, while make life long friends with a common interest? How much better can it be? Get involved and become a “do something shooter” and DO RIGHT. You will be amazed how much better it can be.

SSR / SS

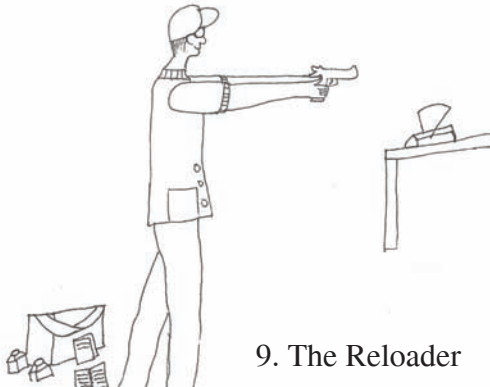
- 1 Jon Moore 295.27
- 2 Bill Woods 295.79
- 3 Jerry Mosher 300.08

Continued from Page 17

Wanna take bets on what powder he's using this week?



The Reloader



9. The Reloader

Why anyone cares: Another great example of "What not to turn into" after getting a Dillon 650.

Inside Information: Spends more time trying to figure out a Recipe for the perfect group.

Inside Information Part II: Will never get there because The Reloader is never satisfied.

Telling Detail: Chronographs 18 different batches of rounds on match day, and has a notebook chock full of FPS and group measurements.

Knowing Comment: I wonder how many sets of underwear this guy has...

Optional Wisecrack: Let's take bets on what type of powder he's using this week.

Reassuring Fact: Will never get their recipe right and has a 50/50 chance of blowing their gun apart with a squib or a double charge.

The Honored, Respected and Greatly Feared Dragon of the Range.



The Match Director

I will always obey the 4 laws of Gun Safety. I will always obey the 4 laws of Gun Safety. I will always obey the 4 laws of Gun Safety. I will always obey the 4 laws of Gun Safety. I will always obey the 4 laws of Gun Safety. I will always obey...



The Offending, though extremely contrite and sincerely repentant, Shooter.

10. The Match Director

Why anyone cares: He/She is the boss!

Inside Information: Has no life outside of the range. Has more friends there than from any type of social system like work, neighbors, school, etc. Spouse is angry because The Match Director has been spending 7 days a week at the range before match day.

Inside Information Part II: After cleaning up brass from the range and saving it for 3 years, plans to either open a reloading business or turn all of it in to a reloading business in exchange for over 5000 rounds of loaded ammo.

Telling Detail: Is asking the questions during walkthrough that nobody ever thought of - and is getting answers.

Knowing Comment: I wonder if the MD shot this thing ahead of time...

Optional Wisecrack: With a score like that, there's no way the MD shot this thing ahead of time...

Reassuring Fact: Anger the MD by breaking a safety rule or doing something equally stupid and you'll never forget it for the rest of your life.

5.11 TACTICAL SERIES™

IDPA MEMBERS ONLY:

FREE PAIR OF 5.11 KNEEPAD INSERTS WITH FIRST PURCHASE OF TACTICAL PANTS*

FREE 5.11 TACTICAL HAT FOR ORDERS OVER \$150*



5.11 TACTICAL VEST



- 5.5 oz. Canvas
- 16 Pockets
- Back Venting
- Conceals Holster
- IDPA LEGAL!

M-2XL 3XL
\$59 \$69

5.11 TACTICAL PANTS

- 8.5 oz. Canvas
- Utility Strap
- Flashlight/Mag/Phone Pocket
- Double Seat
- Double Knee (Fits Knee Pads Inserts !!)
- IDPA LEGAL!

KHAKI, OD, CHARCOAL, NAVY, BLACK



ANY SIZE
\$39

5.11 NYLON TACTICAL PANTS

- 7.4 oz. 100% NYLON CANVAS
- DRI-X-TREME WICKING FABRIC
- ULTRA COMFORTABLE!
- Enjoy all the same features as the "original" but in a modern, lightweight, abrasion resistant, quick-dry fabric.

DESERT SAND, OD, BLACK



Order on our SECURE website 24/7 • Visa/MC/AMEX
• \$5 Flat Shipping • Next business day shipping!

We are IDPA Members!

www.skdtac.com

idpa@skdtac.com

*Promotional items will only ship for current IDPA members. Enter your IDPA MEMBER NUMBER into the 'Comments' field at Check-Out.



*Firearms at
the highest level!*

Eagle 5"



9mm, 9x21, .38Super, .40 S&W, 10mm, .45 ACP
STI Patented Modular Steel Frame
5.0" STI fully supported ramped bull or bushing
barrel. Overall Length: 8-5/8"
Weight: 34.5 oz. IPSC, USPSA, IDPA



9mm, .38 super, .40 S&W, .45 ACP
5.0" STI fully supported, ramped barrel
with bushing. Guide Rod: STI one piece steel.
Overall Length: 8.5" Weight: 36.0 oz.
IPSC, USPSA, IDPA

Duty One



9mm, .40 S&W, .45 ACP
STI Single Stack Steel Government Length,
full length dust cover, w/30 lpi front strap
checkering, square trigger guard,
"Tactical" rail.
Overall Length: 8.5" Weight: 38.0 oz.
IPSC, USPSA

512/819-0656
www.stiguns.com
info@stiguns.com

UPCOMING MAJOR MATCHES

May 7, 2005

2005 Gold Country Classic

Sloughouse, CA

John T. Mercurio

916-984-6876 h

jlgmerc@directcon.net

Wayne K. Johnson

916-424-5259 w

waynejohnson@juno.com

www.sdps-idpa.org

May 7 - 8, 2005

2005 Northeast Regional IDPA Championship

Groton, NY

Gerry F. Seamans

607-753-3905 h

607-756-6777 fax

gbcustom@odyssey.net

www.cortlandpistolclub.com

May 7 - 8, 2005

MD State IDPA Championship

Lexington Park, MD

Dave Cloutier

410-721-6562 h

301-351-8070 w

dave@marylandidpa.org

www.marylandidpa.org

For the most up to date
information regarding
Upcoming Major
Matches, please visit
<http://www.idpa.com>

YOU MAY NEVER
BREACH AN ENTRY TO END
A SEVEN-HOUR HOSTAGE STANDOFF...

BUT YOUR SPRINGFIELD HAS.

Even though elite tactical teams declare a mission successful when objectives are met and no shots are fired, nothing is more important to them than a firearm that functions reliably. For that reason, Springfield Armory is the choice of professionals from Quantico to locations classified. Whatever the reasons for your 1911 clearing the holster, your demand for reliability should be equal to that of the pros.

Demand Springfield Armory.
springfieldarmory.com
800-680-6866

Springfield Custom Professional Light Rail, currently on duty with the FBI Hostage Rescue Team and regional SWAT teams.



**SPRINGFIELD
ARMORY USA®**

MORE UPCOMING MAJOR MATCHES

May 15, 2005

2005 IL IDPA Championship

Havana, IL

Tom Skuse

309-647-6637 h

309-645-5326 w

309-647-8983 fax

tomskuse@starband.net

Jon Poler

309-543-2856 h & w

polbear@grics.net

May 21, 2005

2005 TX Regional Spring Championship

Eagle Lake, TX

Kurt Welgehausen

713-523-6366 h

713-523-6366 w

kwel@tdpsa.org

Gary Burris

gary@tacticalshooters.com

www.tdpsa.org

May 28, 2005

Southern Regional Championship

Manchester, TN

Kurt Glick

931-455-7059 h

931-455-1121 w

931-454-1767 fax

kglick@tullahoma_tn.com

www.midtnshooters.com

June 4, 2005

2005 TX State IDPA Championship

Friendswood, TX

Charles L. Cotton

281-487-1701 h

713-228-0700 w

713-228-0701 fax

charles@cottonfamily.com

Marc Gentine

281-992-3225 h

masg-mi@mail.ev1.net

www.cottonfamily.com/psc-idpa/

June 4, 2005

2005 IN State IDPA Championship

Newburgh, IN

Scott Hurt

812-936-3878 h

812-449-0939 w

shurt1073@aol.com

Kevin Elpers

812-479-3555 h

812-760-2998 w

kleppers@insightbb.com

www.redbrush.org

June 11 - 12, 2005

Carolina Cup

Oxford, NC

MORE UPCOMING MAJOR MATCHES

Frank Glover
919-693-6313 h
919-931-7686 w
therange@gloryroad.net

June 24 - 26, 2005 **9th Annual 2005 IDPA MA State** **Championship**

Dartmouth, MA
David Bold
508-984-9589 h
508-984-9589 w
filthydave@hotmail.com
www.rodgun-nb.org/ap/action.htm

July 15 - 17, 2005 **PA State IDPA Match**

New Tripoli, PA
Ted Murphy
610-583-5400 h
idpated@yahoo.com
Walt Schneck
610-799-2480 h
610-799-5792 w
910-799-2480 fax
hotshotspt@aol.com
www.ontelaunee.org

July 16, 2005 **North Texas Regional**

McKinney, TX
Cody Ray
972-783-0683 h
214-232-8267 w

972-783-8035 fax
ntr@ccidpa.org
Phil Pierce
940-365-1702 h
214-724-8088 w
ntr@ccidpa.org
www.ccidpa.org

August 13 - 14, 2005 **2005 MI State Championship**

Brighton, MI
Dave Johnson
517-552-9551 h
248-624-4545 w
daj1911@yahoo.com
www.lcsa.info

August 20, 2005 **NC State IDPA Championship**

Boone, NC
Robert Niemi
828-446-8778 h & w
celticmith@yahoo.com
William Davis
252-244-5976 h
252-675-3065 w
wadjud@allwaysoline.com
www.wgc-idpa.org

August 20, 2005 **2005 WA State IDPA Champion-** **ship**

Renton, WA
Rick Breneman

MORE UPCOMING MAJOR MATCHES

206-365-1674 h
 206-623-1900 x 1379 w
 rick45x8@yahoo.com
 Robb Wolfe
 Robbwolfe@aineo.com
 northwestsection.org/waidpac05/

Neill Goodfellow
 208-452-4183 h
 541-889-3165 w
 541-889-6146 fax
 njg308@fmtc.com
 www.parmarng.org

September 10, 2005
ID State IDPA Championship
 Parma, ID
 Aaron Goodfellow
 208-465-7322 h
 208-724-0595 w
 208-466-4783 fax
 aarongoodfellow@hotmail.com

September 10, 2005
KY - TN Regional Championship
 Puryear, TN
 Terry Riley
 270-210-2048 h
 270-527-0747 w
 www.hcgc.net

TEAM STARLINE

Top shooters around the world consult with Starline to assure the highest quality in design and performance on over seventy of the most popular and unique unprimed brass cartridges.

Doug Koenig
 11 Time Masters International Champion
 8 Time Bianchi Cup Champion
 3 Time Steel Challenge Champion
 8 Time Sportsman's Team Challenge Champion

Mike Venturino
 World Renowned writer and "Guns of the Old West Expert"

Bruce Piatt
 3 Time Bianchi Cup Champion
 5 Time Soldier of Fortune
 3-Gun World Champion
 16 Time USPSA National Law Enforcement Champion

Richard Young
 a.k.a. Tequila
 2002 Modern Class National Champion
 5 Time Modern Class World Champion

Rob Leatham
 15 Time USPSA National Champion
 6 time Steel Challenge Champion
 4 Time IPSC World Champion

Kay Clark-Miculek
 2 Time IPSC World Champion
 7 Time USPSA Open National Champion
 6 Time USPSA 3-Gun National Champion

STARLINE

These champion patriots know A Great Shot Starts With STARLINE

Starline
 Made With Pride in the USA

Order factory direct on-line at
www.starlinebrass.com
 or call us at
1-800-280-6660
 for a free brochure and price list.

MORE UPCOMING MAJOR MATCHES

September 10, 2005

OH State IDPA Championship

Ashland, OH

John Moson

330-273-9868 h & w

idpaohiostatematch@ashlandlakegun-

club.org

www.ashlandlakegunclub.org

Manchester, TN

Kurt Glick

931-455-7059 h

931-455-1121 w

931-454-1767 fax

kglick@tullahoma_tn.com

www.midtnshooters.com

September 18, 2005

2005 Midwest Fall Regional

IDPA Championship

Havana, IL

Tom Skuse

309-647-6637 h

309-645-5326 w

309-647-8983 fax

tomskuse@starband.net

Jon Poler

309-543-2856 h & w

polbear@grics.net

October 29 - 30, 2005

CA State Championship

Chino, CA

Ron Long

714-377-7899 h

562-944-0661 x 2349 w

rlong4@socal.rr.com

Van Duncan

714-713-7979 h

714-713-7979 w

www.prado-idpa.com

September 21 - 25, 2005

2005 IDPA Championship

CASA

Little Rock, AR

870-545-3886

870-545-3894 fax

info@idpa.com

www.idpa.com

November 12, 2005

MS IDPA Championship

Glen, MS

Greg Brose

662-423-1690 h

662-286-6006 w

662-287-8730 fax

idpa04dir@hotmail.com

Nathan Hendrix

662-287-3235 h

662-287-4402 w

crssa@earthlink.net

www.crssa.com

October 15, 2005

TN State Championship

Advertisers Index:

Action Target	11	mattburkett.com	3
Ammo Direct	22	MLE Shooting Sports	25
Ashland Lake Gun Club	13	SKD Tactical	31
Competitive Edge Dynamics	14	Springfield	33
Competitive Edge Dynamics	15	Starline Brass	36
Donner Gunleather	12	STI	32
Harris Publications	Cover 2	Talon Publishing	21
Harris Publications	Cover 4	Target Barn, Inc.	38
Khumba Safaris	8	TK Custom	7
JR's Hearing Muff Sweats	17	Trijicon	16
		Wilson Combat	4

IDPA Thanks their advertisers for their generous support!

THANK YOU ADVERTISERS!



TARGET BARN INC Professional Range Bag

- A larger, improved version of the most popular sized bag available
- Lockable main compartment with "U" shaped zipper design
- Matching color padded pistol insert and brass pouch included
- Seven (7) built-in magazine holders
- Three extra zippered pockets, plus ID tag holder
- Chrome hardware with padded shoulder strap
- Overall size: 15.5" x 10" x 13.5"
- Colors Available: Black, Red, Hunter Green, Royal Blue



NEW!

Complete Bag • Still Only • \$69⁹⁵
 Extra Matching Pistol Sleeve \$ 10⁹⁵
 Extra Matching Brass Pouch \$ 9⁹⁵

Targets & Target Stands Pasters & Patching Tape

Shoot Better *Electronically*

- Speed Timer 3000 \$109⁹⁵
- Pocket Pro II Timer \$129⁹⁵
- CED 8000 Timer \$149⁰⁰
- Millennium Chronograph \$179⁰⁰
- CED 8000 / Display Board
Combo (Save \$35⁰⁰) \$299⁰⁰

CED Range Bag Foldable Hand Cart

\$59⁹⁵
 Weighs 10 lbs.
 Carries 200 lbs.

NEW!



Email:
targetman@usa.com

Phone:
419-829-2242

Fax:
419-829-2107



Shooter Special

**CED Millennium
Chronograph Pkg.**
 Save \$30!
 Chrono, Tripod, Carry Case
\$225⁰⁰

PO Box 352454, Toledo, Ohio 43635-2454

We Accept MasterCard, VISA & COD

IDPA now has a range bag! This bag is perfect for your day at the range. Overall bag size - 15.5" x 10" x 13.5".

Features:

- The main compartment locks completely with a "U" shaped top zipper design closure.
 - Seven (7) magazine holders
 - Designed to hold up to four (4) pistols
 - Removable pistol insert sleeve
 - Brass bag
 - Three (3) additional zippered pockets for small items w/ ID tag holder
 - Heavy duty chrome hardware with padded shoulder strap
 - Fully stitched rubber foot pads to keep the bag dry
- While supplies last.

\$69.00



I
D
P
A



Distinctive & Durable
1911 Handgun Grips

Only available from the IDPA Pro Shop.
Made by AlumaGrips exclusively for IDPA.

Specify right or left handed; type of safety;
is magwell is present; lightweight or standard.
Order form located in Tactical Journal.

There is no shipping charge for IDPA Aluma-Grips.
\$67.50

P
R
O

IDPA Gun Cleaning Rug
This IDPA logo mat is perfect for cleaning guns on. Easy to clean and care for; just throw it in the washer. Great for protecting furniture from solvents and soil.
\$23.00



S
H
O
P

SUBSCRIBE TODAY!



TACTICAL KNIVES is the magazine for knife enthusiasts! Each issue covers field knives, collector's knives, military knives from around the world, diving, martial arts and down-right good knives for the knifelover in all of us! Every other month, this magazine can be delivered to you for your knife purposes. Visit us at www.tacticalknives.com



GUNS OF THE OLD WEST is a quarterly publication allowing readers to jump in to a world that might have belonged to Wyatt Earp, Wild Bill Hickok, Jesse James and all the rest. **GUNS OF THE OLD WEST** strives to offer our readers information and details regarding the newest equipment available in the firearms, wardrobe, holsters, knives, shooting matches and so much more. Join us every issue. Subscribe today on the web www.gunsoftheoldwest.com!



Name _____
 Address _____
 City _____ State _____
 Zip Code _____ Phone _____
 Payment Enclosed VISA MasterCard
 Expiration _____ Bill Me Later
 Signature _____

Mail to: Harris Publications, 1115 Broadway, New York, NY 10010 or
 subscribe on the web at www.harrisoutdoorgroup.com

- I want a subscription 6 issues of
TACTICAL KNIVES
 for **\$23.97**
- I want a subscription 6 issues of
GUNS OF THE OLD WEST
 for **\$27.97**
- TOTAL

Shipping & Handling Costs—
 Domestic \$1.50 • Canadian \$1.80 • Foreign \$2.00
Foreign orders add 100% • Canadian orders add 30%

TACTICAL JOURNAL

2232 CR 719

BERRYVILLE, AR 72616

E-mail: info@idpa.com
 website: www.idpa.com
 Phone: (870) 545-3886
 Fax: (870) 545-3894

PRSR STD
 U. S. POSTAGE
 PAID
 Ozark, MO
 Permit No. 35