

INTERNATIONAL DEFENSIVE 10TH ANNIVERSARY PISTOL ASSOCIATION

NEW!
Product & Services Column:
Tactical Advantage



Tactical Journal

THE OFFICIAL PUBLICATION OF THE INTERNATIONAL DEFENSIVE PISTOL ASSOCIATION

First Quarter 2006
Volume 10 - Issue 1

IDPA MEMBERS

SUBSCRIBE NOW!




COMBAT HANDGUNS®

COMBAT HANDGUNS, the magazine whose readers understand that we, Americans, are first and foremost responsible for our own personal protection, and that our right to same is guaranteed by the Second Amendment of the Bill of Rights. Each issue of **COMBAT HANDGUNS** offers today's newest and best equipment, training and facilities. Subscribe now and let us deliver **COMBAT HANDGUNS** every six weeks, right to your doorstep, saving you time & money. **COMBAT HANDGUNS**, fully supports IDPA!

GUNS & WEAPONS FOR LAW ENFORCEMENT®

GUNS & WEAPONS FOR LAW ENFORCEMENT continues to present problem-solving, can-do voice of authority on equipment, weapons, techniques and training that belong to the law enforcement community. Subscribe now and tune in to the latest developments in training, selected department's profiles and real-life scenarios, delivered in your mailbox every six weeks! **GUNS & WEAPONS** supports IDPA's members, events and mission. Thanks IDPA!



Name _____

Address _____

City _____ State _____

Zip Code _____ Phone _____

____ Payment Enclosed ____ VISA ____ MasterCard

Expiration _____ Bill Me Later _____

Signature _____

Mail to: Harris Publications, 1115 Broadway, New York, NY 10010 or
subscribe on the web at www.harrisoutdoorgroup.com

____ I want a subscription 8 issues of
COMBAT HANDGUNS
for **\$23.97**

____ I want a subscription 8 issues of
**GUNS & WEAPONS FOR
LAW ENFORCEMENT**
for **\$23.97**

____ TOTAL

Shipping & Handling Costs—
Domestic \$1.50 • Canadian \$1.80 • Foreign \$2.00
Foreign orders add 100% • Canadian orders add 30%

DIGILight™

*Your new source for
high-performance illumination.*



2006
Premier Sponsor
Official
Tactical Flashlight

DigiLight uses the latest technologies in developing the absolutely best value in tactical lights...high performance at real-world prices.

Developed with input from law enforcement and military personnel, DigiLight products have the features and performance required for demanding situations. With over a dozen models in stock,

DigiLight covers handheld and weapon-mounted applications that have been selected by the U.S. Government and Law Enforcement personnel around the world.

Visit our website at www.digilightusa.com and see our full line of tactical lights, mounts and accessories.



Full Range of Tactical Lights

TLX

6V, 3-watt Luxeon LED with digitally regulated circuitry for consistent output
2-stage Momentary-Click Tail Cap
70 Lumen Output,
Double O-ring Sealed

NSN: 6230-01-533-1387

T-9 and T-12

9V / 12V Shock-Isolated High Pressure Xenon Lamp
2-stage Momentary-Click Tail Cap
175 / 227 Lumen Output
Double O-ring Sealed

T-9 NSN: 6230-01-533-1385
T-12 NSN: 6230-01-533-1390



Light Systems

1000XB-LE

6V Xenon lamp with 2 lithium batteries, 2 rubber grip sleeves, pocket clip, lanyard and case. Tail cap activation with 70 lumen output.

NSN: 6230-01-533-1384



Viking Tactics

M1913 Mount

**Batteries,
Holsters,
Mounts
and more.**

Personal Illumination System



High output, high efficiency LED, waterproof O-ring sealed polycarbonate body with multiple attachment options.



White NSN: 6210-01-534-9964
Green NSN: 6210-01-534-9963
Blue NSN: 6210-01-534-9940
Red NSN: 6210-01-534-9939
Infrared NSN: 6210-01-534-9938

View and purchase DigiLight products and accessories at www.digilightusa.com.

DigiLight (USA) • Village Road, Box 435 • New Vernon, NJ 07976 • Tel: 973-455-7899 • Fax: 973-455-9984
(European Inquiries) • P.O. Box 243019 • D-48155 Muenster, Germany • Tel +49 (0)174 888 4211 • Tel +44 (0)776 749 7964 (United Kingdom)
• Fax +49 (0)1805 260 550 8235 (South American Inquiries) • Krometal Industrial S.A. • Calle Central, Avenida Central • Edificio Cossiol,
3er Piso Apartado 10290-1000 • San Jose, Costa Rica Tel (506) 258-3003 • Fax (506) 228-2225

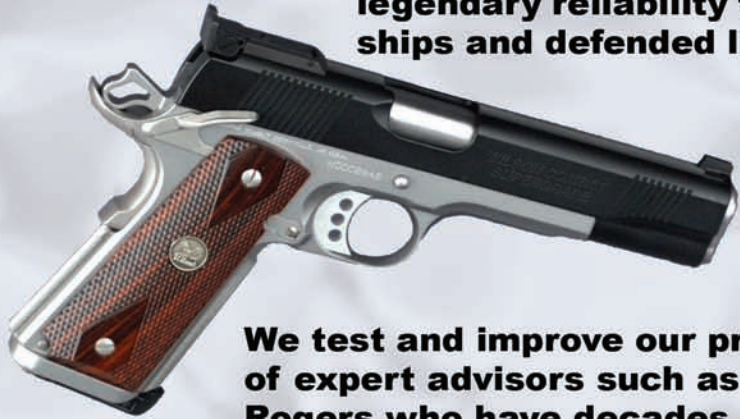
© 2005 All rights reserved. DigiLight is a trademark of Digisette, LLC. www.digilightusa.com



NATO Commercial and
Government Entity Code
(NCAGE) 43H42

There is NO substitute for Knowledge and Experience!

Wilson Combat® has been building quality custom 1911's for over 27 years, pistols with legendary reliability that have won championships and defended lives.



Our staff includes MASTER PISTOLSMITHS and MASTER CLASS COMPETITIVE SHOOTERS who eat, sleep and breathe guns and shooting.

We test and improve our products by putting them in the hands of expert advisors such as Rob Haught, Mark Lonsdale and Bill Rogers who have decades of practical firearms experience.

Building the worlds finest custom 1911 pistols is much more than a business to us! It's a passion, an obsession, it's what Wilson Combat® is all about.



We pride ourselves in the ability to combine our vast knowledge and experience with the highest quality components to produce the world's finest 1911.

QUALITY, INNOVATION and CUSTOMER SERVICE,
others claim it,
Wilson Combat® delivers.

"On Your Side®" with legendary quality since 1977

Wilson Combat®

2234 CR 719-218

Berryville, AR 72616-4573

1-800-955-4856

Website: www.wilsoncombat.com

E-mail: info@wilsoncombat.com



Table of Contents

Cover Story

A Small Club's First Sanctioned IDPA Match

By:
Ken Reed
page 12

Ken's Corner Ken Hackathorn	6
A Call to Raise the Power Floor Austin Crowe	9
Duty, Honor, Country Chip Hammond	19
Letters to the Editor	21
The Tactical Advantage Robert Ray	24
IDPA Pro Shop Order Form	27
Closeout & Discontinued Item Order Form	31
Left the Range: Larry Bullock Bill Wilson	33
Upcoming Major Matches	34
Advertisers Index	38

TACTICAL JOURNAL CLASSIFIEDS

Classified ads 25¢ per-word insertion. Including name, address and phone number (20 word minimum). Minimum charge \$5.00. **BOLD WORDS add 25¢ per word.** Copy and rerun orders must be accompanied by **PAYMENT IN ADVANCE.** All ads must be received with advance payment **BY NO LATER THAN THE CLOSING DATE OF EACH QUARTER.** (See page 10 for all closing dates) **EXAMPLE:** Closing date for the Spring issue is April 1st. Ads received after closing will appear in the following issue. Please type or print clearly. **NO PROOFS WILL BE FURNISHED.** Include name, address, post office, city, state and zip code as counted words. Abbreviations count as one word each. Mail to: IDPA Classifieds, 2232 CR 719, Berryville, AR 72616

NOTICE:

The Tactical Journal is published as a service for members of the International Defensive Pistol Association. No advertised good or service carries any approval or endorsement from IDPA. All technical data in this publication regarding handloading of ammunition or training techniques, reflect the experience and/or opinion of the individuals using specific tools, products, equipment and components under specific conditions and circumstances not necessarily reported in the article and over which the International Defensive Pistol Association has no control. The data and/or methods have not been tested or otherwise verified by the International Defensive Pistol Association, it's agents, officers or employees. The International Defensive Pistol Association, it's agents, officers or employees accept no responsibility for the results obtained by persons using such data and disclaim all liability for any consequential injuries or damages. No advertised item is intended for sale in those states where local restrictions may limit or prohibit the purchase, carrying or use of certain items. Check local laws before purchasing. Mention of a product or service in text or advertisements does not imply endorsement or approval of that product by the International Defensive Pistol Association.

KEN'S CORNER

BY KEN
HACKATHORN



One of the typical issues I see with entry level IDPA shooters is the lack of basic marksmanship skills when forced to shoot faster than their 'comfort zone' allows. Most can shoot fairly accurately if given unlimited time. As soon as they hear the buzzer, they try to shoot much faster than they are accustomed to doing. I see a number of errors when this happens.

One of the most common mistakes made by new IDPA shooters is to draw the pistol slowly, then shoot fast. If it takes you 2.0 seconds to draw your pistol and get it on target, firing two rounds in 1.5 seconds generally results in dropped points. It is wise to learn a SMOOTH draw first. Smooth equals fast for most shooters. Once you have learned to make a smooth draw, try to get a smooth draw as fast as you can get the handgun on target quickly, then, if you must slow down, do it in the process of firing accurate shots.

Firing an accurate shot is really quite simple. It requires that you align the gun with the target (sights make this much easier) and press the trigger straight to the rear to

not disturb the alignment of the gun with the target. Pretty simple, you say! In truth, it is simple to align the gun with the target. Go to any IDPA match and you will see a variety of pistol sights designed to make aiming (aligning the pistol with the target) easy. Some people will argue that plain black sights work best. Others prefer white dots or red inserts. The current rage is fiber optic inserts of red or green color that seem to glow in bright sunlight. I have taken to using gold bead front sights, and they really work well for me. Many shooters will tell me how important dots, lines, or large flat blade rear sights are. I don't really care much for exotic rear sights....after all, I don't want to look at the rear sights; I am supposed to be focused on the front sight. Anything that distracts my eye to the rear sight and away from the front sight is hurting me, not helping with the 'alignment of the gun with the

target' process.

The key point here is that no matter how fancy the sight designs, most shooters still drop lots of points and even miss the target. The cold hard facts are that most of the bad shooting we all do has little if anything to do with the 'aligning of the gun with the target' part of that accurate shooting process. It has everything to do with 'pressing the trigger straight to the rear' part of the process. If you jerk, slap, or yank the trigger, the gun will be disturbed in the alignment process. The result is a bad shot or miss. The real issue here is that trigger manipulation is about five times more important than then 'aligning the gun with the target' part of the problem.

In this concept it has been understood for decades that if the weight of the trigger pull is more than double the weight of the handgun, it will be hard to shoot well. Note, I am not saying it is impossible, but it will definitely take more training and practice. Let's take the classic M1911 .45 ACP pistol. With eight rounds of 230 grain ball ammo loaded, the 1911 will weight about 46 ounces or about 3.4 pounds. The 1911 pistol is a dream to shoot with a 3.5 pound sear release. An M1911 with a 4.5 to 5.0 pound trigger is considered about ideal for serious self defense use. At 6.0 pounds of trigger weight, the 1911 pistol begins

to get difficult to shoot well. Most anyone that has tried to 'run' a 1911 with a 7.0 or heavier trigger will agree that accurate shooting is pretty well out the window. In any trigger action that has very limited motion, the heavier the weight of the sear release, the more difficult the gun will be to shoot well. The exception here is if the trigger motion is extended over a constant movement like that of a double action revolver. Even in this case, shooting a 3.5 pound revolver with a 10-12 pound long stroke trigger can take great amounts of training and practice to do well. Most everyone that shoots in SSR and ESR divisions will agree this point.

The key factor that new shooters must understand is that they must practice pulling the trigger straight to the rear without disturbing the alignment of the gun. It must be learned so fast rapid trigger movement will not cause bad shots. Any heavy pull trig-

Continued on page 8



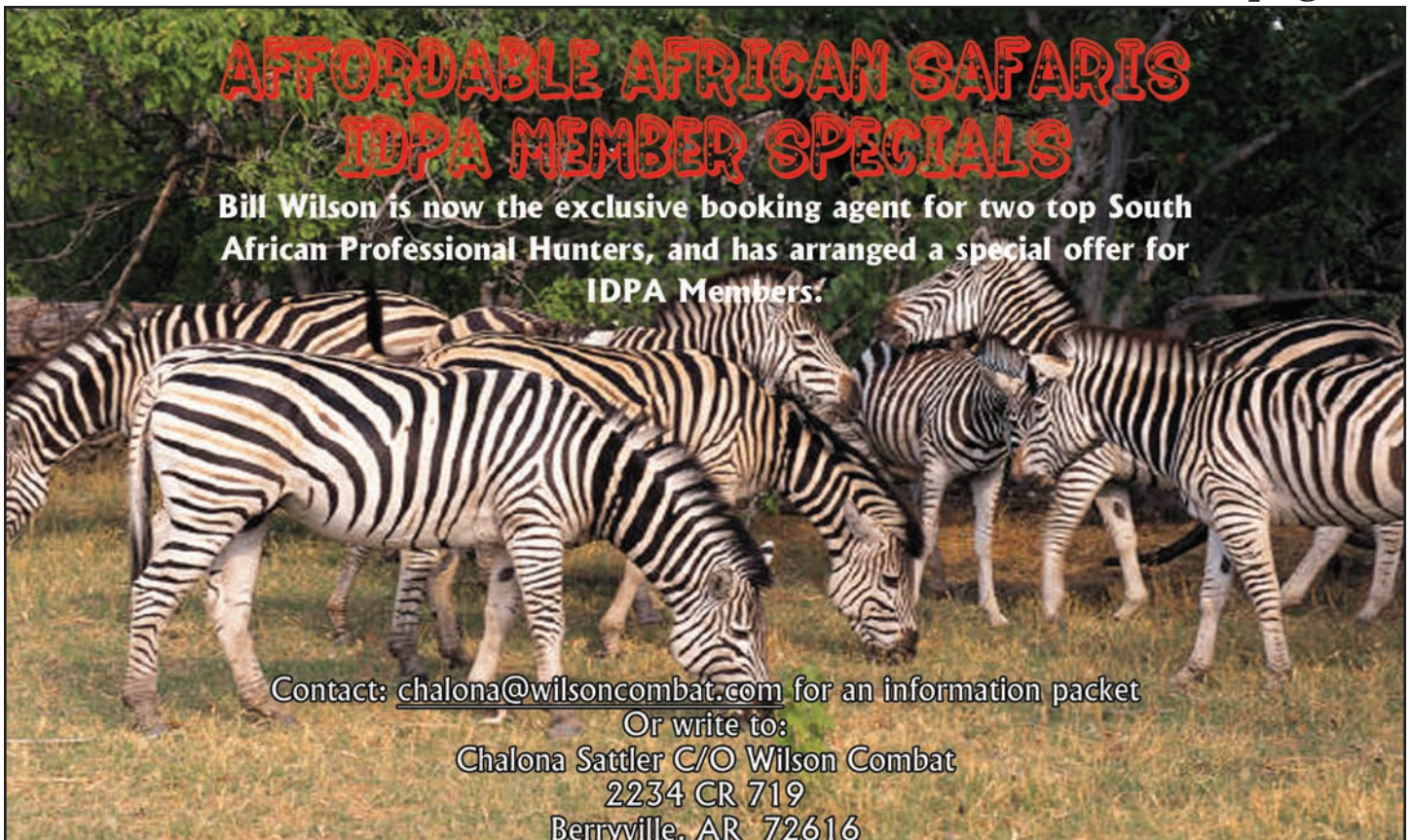
Continued from page 7

gers will only increase the movement of the gun while pulling the trigger.

Try to encourage new shooters to pick a handgun that has a trigger action that is easy to press straight to the rear without excessive force. Glock pistols with a 5.0 pound sear release represent one of the best all around choices for most new shooters. Glock M34/35 pistols come from the factory with 3.5-4.0 pound sear releases and are very popular with IDPA for this reason. The XD pistols from Springfield Armory share very nice, easy to use triggers as well. They also make fine choices for IDPA. DA/SA pistols like the Beretta M92, Sig 226/229, S&W M5906, plus CZ

75 family of pistols all are favorites of IDPA SSP shooters because, with practice, the first heavy DA shot can be learned and follow up shots are the short sear movement SA shots that rarely weigh more than twice the weight of the pistol. The key issue is that you must practice with what you use to become accustomed to the trigger pull. Dry firing is boring, but super important as a means of becoming skilled with a handgun. If you don't like to practice your dry-fire drills, you will very likely never get to the point where you control the trigger. Most of the time, the trigger 'will control you'. This factor alone is the main demon that all shooters must battle. New shooters will find it to be

Continued on page 23



**AFFORDABLE AFRICAN SAFARIS
IDPA MEMBER SPECIALS**

Bill Wilson is now the exclusive booking agent for two top South African Professional Hunters, and has arranged a special offer for IDPA Members:

Contact: chalona@wilsoncombat.com for an information packet
Or write to:
Chalona Sattler C/O Wilson Combat
2234 CR 719
Berryville, AR 72616

A Call to Raise the Power Floor

By: Austin Crowe, A24011

I would like to start off by saying that I see myself as a gamer of sorts. I go to IDPA matches to compete and that is what makes them fun for me. The competition is what drew me to IDPA because shooting is my hobby and I like to play games and compete with my fellow hobby enthusiasts. The defensive side of IDPA is an after-thought to me, but still a very important one. I do carry a gun from time to time and part of me competing in IDPA is for me to practice with my defensive gun and to learn proper defensive techniques but I always know that to me IDPA is a game and an extremely fun one at that.

However, it is my personal belief that the current IDPA power floor is too low and lends itself to a gaming mentality. The power floors are too far below the level of defensive ammunition and I feel that they are not in the true spirit of IDPA. With the power floor requirements below that of traditional factory and defensive ammo levels there is a serious advantage given to those of us who reload or have more money to spend on "match" ammo.

I feel that I should say that I am not a reloader and I have

nothing against them. In fact, I would love to start reloading someday. However, if you do reload you have the ability to reduce the velocity of your ammo down to the floor level. The reduction in velocity lowers recoil and gives an advantage in competition. I think that IDPA should take that available advantage away from us. If we were to be truly shooting defensively we would all be shooting full-house loads because in defensive shooting more power is better. In a defensive situation I would never use "match" ammo. So, why should I practice with this lower powered ammunition? I think IDPA should change their rules in order to stay truer to their stated goal of being *a shooting sport that uses practical equipment including full charge service ammunition* and get rid of competition only ammo.

To do this we need to look at the power floors themselves for the

Continued on page 10

 <p>770-536-8045 770-Y2K-COIN 800-944-9249</p>	<p>GLENN R. FRIED PRECIOUS METALS ★ RARE COINS BUYING/SELLING</p> <p>GLENN FRIED www.coinmoney.com straighttalk@mindspring.com</p> <p>P.O. Box 1301 Gainesville, GA 30503</p> <p>PERSONAL ★ PROFESSIONAL ★ CONFIDENTIAL</p>	<p><i>"I have dealt with Glenn for over 15 years and I can assure you he's a straight shooter that you can trust to do what he says he'll do"</i></p> <p>Bill Wilson</p>
---	---	--

Continued from page 9

minimum cartridges in the three major pistol categories and compare them to some factory spec defensive and practice ammo.

SSP/ESP

Power floor 125,000

Min Cartridge 9mm Para

Weights and velocities that meet the minimum power floor for the 9mm

105gr 1191fps

115gr 1087fps

124gr 1009fps

147gr 851fps

Weights and velocities from various manufacturers in 9mm

Federal test barrel length 4"

105gr EFMJ 1225fps

115gr JHP 1160fps

115gr FMJ 1160fps

124gr Hydra-Shok 1120fps

124gr FMJ 1120fps

147gr Hydra-Shok 1000fps

147gr FMJ 960fps

Winchester test barrel length 4"

115gr FMJ 1190fps

115gr Super-X Silvertip 1225fps

147gr FMJ 990fps

Continued on page 11

PLEASE READ THE FOLLOWING:

The IDPA Tactical Journal welcomes all submissions of press releases and news items of interest to our readers. All material is considered unsolicited and is subject to the approval of the Publisher, Editors and Advisory Board. All submissions imply consent to publish and will not be monetarily compensated or returned.

First Quarter 2006
Circulation 12000

TACTICAL JOURNAL

Volume 10 - Issue 1

NOTICE

The **IDPA TACTICAL JOURNAL** welcomes submissions of press releases and news of interest to our readers. All material is considered unsolicited and is subject to the approval of the Publisher, Editors and Advisory Board. All submissions imply consent to publish and will not be monetarily compensated or returned.

Viewpoints expressed in **IDPA TACTICAL JOURNAL** are those of their respected authors and are not necessarily held by the Publisher.

Distribution Schedule: Quarterly publication with projected mailing dates of February 1; May 1; August 1; November 1
Closing Dates for Ad Copy: January 1, April 1, July 1 & October 1

Advertising Rates: Contact IDPA Headquarters for an advertising packet and rate schedule

Payment Terms: Prepayment or Net 30 days to approved accounts.

Mechanical Requirements: Advertisement copy is acceptable in any one of the following options:

1) Digital (Please call (870) 545-3886 or e-mail IDPA Headquarters at info@idpa.com for Digital requirements); 2) Black & white slick, separated camera ready art or black & white laser printout; 3) Film. 120 line screen on any halftone.

Note: Ads must be the correct dimensions.

Shipping Instructions: Ads should be sent to: **IDPA TACTICAL JOURNAL**, 2232 CR 719, Berryville, AR 72616


(NOTE: If you are sending ad copy close to the closing date deadline, please call Dru Nichols at 870-545-3833 or e-mail her at dru@idpa.com for shipping instructions.

Publisher/Editor: Joyce Wilson
Production Editor: Dru Nichols

Printing/Distribution: Print Group, Inc.
Advertising Sales: Robert Ray

Copyright © 2006 International Defensive Pistol Association, Inc.

WHY SHOULD YOU BUY YOUR STEEL TARGETS FROM US?



SPECIAL PRICING

Take 15% off any order placed by March 31st, 2005. Shipping costs vary by destination.

SATISFACTION GUARANTEE

If one of our targets fails to perform the way we say it will, we will replace it absolutely free.

QUALITY

Every shooting surface is made of the finest AR500 armor steel. That means you can safely subject our targets to heavy-duty use.

EXPERIENCE

We have been building superior steel targets for law enforcement and military applications for almost 20 years. We know steel, we know design, and we want every range and every shooter in the country to benefit from that knowledge.

Call today for a FREE shooting scenario coursebook!



Continued from page 10

147gr Super-X Silvertip 1010fps

It has to be taken into account that the general maximum length for a barrel in SSP/ESP is around 5" and barrels that length might produce higher velocities than the information provided by these two companies. It can be seen that if using Winchester and Federal as general indicators for factory ammo that the power floors fall short by something in the neighborhood of 100fps

CDP

Power floor 165,000

Cartridge 45ACP

Weights and velocities that meet the

minimum power floor for the 45ACP

165gr 1000fps

185gr 892fps

230gr 718fps

Weights and velocities from various manufacturers in 45ACP

Federal test barrel length 5"

165gr Hydra-Shok 1060fps

185gr JHP 950fps

230gr Hydra-Shok 850fps

230gr FMJ 850fps

Winchester test barrel length 5"

185gr Super-X Silvertip 1000fps

185gr FMJ 910fps

230gr FMJ 835fps

230gr SXT 880fps

Continued on page 23

A Small Club's First Sanctioned IDPA Match

Six active club members gathered on a brisk November evening at Pizza Hut to have our first meeting, ten months before the tentative match date. The question on all of our minds was, “Can we do a state IDPA match well?” We looked at each other over our hot pizza and asked, “Do we have the talent, labor and drive to put on a great sanctioned IDPA match this coming year?” Some of the members were excited and wanted to just go for it, and others wanted to analyze to see if we had any chance in a hot humid place of pulling it off.

We are a small IDPA club, several hours drive away from other IDPA clubs, where only three people in the club had

previously been to a sanctioned IDPA match. Our members are mostly self-defense oriented shooters, where many people shoot the same gear they carry every day. We hold 8 matches per year with regular attendance of 20 to 30 shooters. Thus, by many measures we might not be ready to do a state match.

Here is our story. Since we knew we didn't have the talent or labor pool of other big clubs, it was clear that we had to focus, and not do everything we had seen and read about at other state matches. Early on, we agreed to focus on the shooting. The stages had to be great fun and challenging to shoot. The SOs had to be friendly. Our goal for the match was to provide memorable shooting.

One of our members had just shot the 2004 Utah state match, a stellar example of fully mature planning, organization, and follow-through. From that experience we looked over a detailed spreadsheet of every activity that was needed to run a big sanctioned match. That list helped us decide what we were going to do, and not do. It was at that point



Stage 1 - Tuellher Revisited



Stage 2 - Ticket Window

that we agreed to go for it. Besides providing enjoyable shooting for others, it would be good for our club and as a whole we would be a much better club after the match than we were right then eating pizza. We picked a match date, and started assigning duties. There are a lot of duties to go around, and we trimmed them down by making some simplifying decisions.

In order to whittle the task list down to something we could handle, we decide to put on a match that met the minimum IDPA requirements of 75 shooters, and 8 stages in one day. We decided not to mail anything out

IDPA Tactical Journal First Quarter 2006

and to use the Internet and email for almost everything. We also decided not to have a prize table. We were going to focus on creating a memorable shooting experience. To further simplify our work we decided to use ForScore, excellent scoring, match administration, and badge printing software from <http://www.beachbunnysoftware.com>.

Fast forward: Friday, the day the staff shoots the match.

All the course of fire selection, stage debugging and Area Coordinator approval is done. The logo design, *Continued on page 14*

It's here!

Years in the making, the second edition of *The Glock in Competition* just hit the streets. If you're driving a Glock in IDPA or USPSA, you need this book!

Learn from **David Sevigny** (IDPA SSP, USPSA Production champ), **Bobby Carver** (GSSF's "Top Glock"), **Matt Kartzian** (CustomGlock.com), **Dale Rhea** (GSSFchamp, Glock tech wizard), and *Front Sight Magazine's* own **Robin Taylor**.


Learn:

1. How to optimize your Glock (specific loads, sights, springs, triggers, frame mods, accessories. . .)
2. Why Glocks blow up with lead bullets (analysis by P.E. Mark Passamanek, with catastrophic barrel failure photos)
3. Strategies for winning with the Glock in USPSA, IDPA, GSSF, Steel Challenge, and Bowling Pin competitions!

248 pages, 120 illustrations! 6X9 softcover.

To Order:

Send \$19.95 per copy plus \$5 for postage and handling (flat rate) to: Taylor Press, 2559 Woodbine Place, Bellingham, WA 98229 or order through www.taylorpress.com





Stage 5 - 757 - The MD Shooting

T-shirt and hat orders, SO classes, registration, lunch, water, port-a-potties, new props, new targets, and range work is done. The stages are setup, the match booklet is printed, and the scoring computer and scanner are set up. On a grand scale things went pretty smoothly. There were hiccups of course, but we are ready to start the match. The question on the staff's mind is, "What will the shooters think?"

The match ended up with 10 interesting scenario stages each with its own story, that stress self-defense shooting pretty well, and no standards stages. We have very fast charging dogs in one stage, shooting from a briskly moving vehicle, and

a couple of new custom targets not seen anywhere before.

Fast forward again: Saturday afternoon at the awards ceremony. The props, targets, vehicles, SOs, scorekeepers, scoring, and lunch all worked pretty well. By the "thank you" and "great match" comments, it looks like we did it. They want us to do it again next year.

It was worth it! The whole experience improved our club, our MD, our SOs, our props and our targets. Our original decisions about focus, tools and goals served us well and we learned many things along the way.

Those 10 months flew past. We should



Stage 6 - Escape On Cleveland Boulevard



Stage 8 - Bad Dogs

have used every one of the 10 months we had, instead of coasting through the winter. Our core match group

registrations as late as possible to allow for changing schedules. Also allow
Continued on page 16

should have met face to face every single month, instead of trying to do so much communication via email, and after our regular club matches. Roughly half the people we started with in our core match group dropped out. Make sure up front, how much time everyone can commit for an extended period. The people on the core match group have to get along well under stress, which we did. If the match is not full, accept

NOTICE

The editorial staff of the Tactical Journal is always interested in articles from the membership pertaining to IDPA, guns or other relevant topics. **Pictures with articles are encouraged and welcomed.**

Submission or editorial information should be sent to:

**IDPA HQ • Attn: T.J.
2232 CR 719 • Berryville, AR 72616
or
e-mail: dru@idpa.com**

Submissions can be sent as:

- #1 WORD Via e-mail**
- #2 Word on disc Via Snail mail.**

**Include high resolution photos too if possible
(COLOR Digital is preferred but B&W is OK).**



Stage 9 - 767

And lastly, focus on providing memorable shooting, everything else will flow from that goal.

people to get a refund if they register and then can't make it. We had one fellow drive 6 hours just to watch, because he didn't know if he would be free, and thus he didn't register. Start evaluating and improving your SOs a half year before the match. Not everyone that has taken the SO class has the disposition, ability, or knowledge of the rulebook to be a great SO for a sanctioned match.

Shoot More. Pay Less!

AMMO Direct .com

- * Reloading Supplies
- * Bullets by Tennessee Valley and Rainier Ballistics
- * New Brass by PMC and Starline
- * Reloaded and New Ammunition

Visit us on the web
www.ammodirect.com
or call toll free
1.877.266.6347

Quality Ammo and Supplies at Wholesale Prices!

Lastly, we learned that a small club can put on a good sanctioned IDPA match. I'm glad we didn't think we were too small to try it. Maybe your club should try it too.

For scores, courses of fire, many more match pictures, and an excellent video, please go to <http://www.parmarng.org> and click on the links at the top of the page for [Match Scores] and [Photos].

Ken Reed A10886
Parma Rod & Gun Club
Parma, Idaho

A man wearing a blue baseball cap with "Team Springfield" on it, blue ear protection, and safety glasses is aiming a handgun. He is wearing a dark blue and white polo shirt. The background is a blurred green wall.

HAVE YOU EVER WON

USPSA Nationals, the Bianchi Cup,
IDPA Nationals & the Single Stack
Classic... in the same year?

YOUR SPRINGFIELD HAS.

(Three times.)

In the history of practical shooting, no one has finished on top more than Rob Leatham. But if you want to come close, you can start where he does — with a Loaded Series Springfield Armory 1911. With dozens of manufacturers making a 1911, the world's best practical shooter can choose any one he wants. To learn why Rob Leatham chooses Springfield Armory, call 800-680-6866 or visit springfieldarmory.com



**SPRINGFIELD
ARMORY USA®**

IDPA

There aren't many of these distinctive bags left so they're only available while supplies last. This bag is perfect for your day at the range.

2005 Shooter's Bags

Overall bag size - 14.5" (L) x 4" (W) x 9.5" (H).

Features:

- Large Side Pocket on one side
- ID Window and Flat Slip & Zippered Pocket on the other side
- Wrap Round Handle
- Padded Brass Bag, (inside side pocket) snaps onto Key Ring Holder
- Padded Eye Pouch, inside side pocket (will fit any cellular phone)
- Padded Pistol & Magazine Pouches, 2 pistols & 10 magazines



- Shoulder Strap, removable & adjustable on both ends with non-slip
- \$50.00**

PRO

Distinctive & Durable
1911 Handgun Grips
Only available from the IDPA Pro Shop.
Made by AlumaGrips exclusively for IDPA.

Specify right or left handed; type of safety; if magwell is present; lightweight or standard. Order form located in Tactical Journal.

There is no shipping charge for IDPA AlumaGrips.
\$67.50



SHOP



IDPA Gun Cleaning Rug
This IDPA logo mat is perfect for cleaning guns on. Easy to clean and care for; just throw it in the washer. Great for protecting furniture from solvents and soil.

\$23.00

Duty, Honor, Country

By: Chip Hammond, AO1482

Fifteen years ago Jeff Cooper wrote, "See, now, over the portals of our academies are engraved the words: 'Duty. Honor. Country.' How many people under the age of forty can you name who can even define those words? As generation follows generation this situation degenerates. If Daddy has no idea what honor means, how can he explain it to Junior, even if circumstances lend themselves to it – which, in most cases, they no longer do."

I admit that at times I'm discouraged by the moral cesspool our culture has become. Without even trying, I've memorized the quote above. But Cooper ends his piece with these hopeful words: "But the latent nobility of the human soul has not vanished. It is simply buried. Let us unearth it."

At our last local match (a classifier), a young man in his twenties showed up. He'd never shot IDPA before, and came too late to take the New Shooters Class. As the Instructor for this class, I was concerned about this man shooting for safety reasons.

He had a brand new SIG 220, and had brought only two magazines. In my conversation with him, I got the impression that he was more familiar with long guns. I debated with myself whether I should strongly suggest to the MD that he just watch that day. But the young man was not cocky or arrogant – in fact was quite polite and respectful – so I held off.

As we watched the match, I said to him "If you shoot today, don't try to be fast. Strive for *safety* first, then accuracy – speed will eventually come. A good match is one in which you have a good time and go home with all your body parts."

"Oh!" he said to me with a good-natured smirk. "Then I'm already having a bad time!" With that he yanked up the trouser of his right leg to expose the prosthesis that was there. "What happened to your leg?" I asked him. "IED in Iraq" he said. "Who were you
Continued on page 20



"The Shooters Approach To Practice" \$19.95 + \$3.95 s&h



"The Shooter's Organizer" \$17.95 + \$3.95 s&h

Let's make 2006 your most successful shooting season ever! How? Order your copy of "The Shooter's Approach TO Practice" by Sam Conway and improve your shooting skills in the following areas: Draw, reload, fixing malfunctions, target transition, and movement. Then order your copy of "The Shooter's Organizer" and have all of your shooting information in one location. In the "Organizer" you get: Trip Planner, Trip Record of Expenses, Monthly Calendar with notes, weekly lay out and much, much more.

Talon Publishing
P.O. Box 831
Brunswick GA 31525

Order online at
www.shootersorganizer.com

We accept ALL major credit cards!

Continued from page 19

there with?" I don't remember the specifics, just that he was a Recon Marine. Thoughts of my objecting to his shooting that day evaporated.

It didn't go smoothly. He was obviously more familiar with an M4 than with his 220. His peculiar grip on the gun, coupled with the revelation that it had not been lubricated since he got it, caused it to jam (not malfunction – *jam*) two or three times. The low capacity and the fact that he brought only two magazines meant a lot of time spent loading. But had it taken him into the twilight to finish, I wouldn't have objected.

This young man did not once whine or complain - not about losing his leg, not about being a combat veteran having to be instructed by a bunch of middle-aged desk jockeys, not about his performance or the performance of his equipment. In Iraq, in the match, and, it seemed, in all of life, he "improvised, adapted, and overcame." His good attitude had a contagious quality.

Regardless of what you may think of the operation in Iraq, there are some magnificent young men coming out of it, no matter what they may have gone into it as.

The latent nobility of the human soul has not vanished in our country, but it surely has been buried. Desperate times and situations do not create men. They simply show them up for who they truly are. "Duty. Honor. Country.' How many people under the age of forty can you name who can even define those words?" Well, I can name at least one.

Attention Members

Due to computer failure, all Tactical Journal articles submitted between July 12 and October 17, 2005, have been lost. If you submitted an article during that time, please re-submit it. We would like to make sure it gets in the *Tactical Journal*.

Letters to the Editor:

I'd like to reply to some comments that Ken Hackathorn made in his "Ken's Corner" column in the 4th Quarter 2005 issue of Tactical Journal.

To begin with, my understanding of IDPA scoring is that shooters are only competing against other shooters in the same Division and Classification as themselves. If that's the case, then BUG shooters aren't at any disadvantage- since they're only shooting against fellow BUG shooters. I've competed with a gun that would qualify as a BUG (assuming I didn't load it to capacity), and while I'm only a Marksman rated shooter, I managed to place at the 2005 Indiana State Championship. I'm fairly certain that I was the only shooter using a sub-compact semiautomatic in my Division and Class. I didn't feel that I was at any competitive disadvantage.

Also, I'd like to comment on some suggestions that Ken made for integrating BUG guns into club matches. I'm very much in favor of adding BUG stages, or portions of stages, into matches. However, one suggestion that Ken made would make an S.O.'s job particularly difficult- having the shooter carry the BUG gun in a pocket. While this is practical, IDPA does not allow other practical tactics due to safety issues (crossdraw holsters, shoulder holsters, etc.). We should not make exceptions for a BUG gun. One of an S.O.'s primary jobs is to watch what the shooter is doing with their gun- keeping a BUG in a pocket makes this difficult, and there is no way to guarantee that a spectator or fellow shooter won't be "muzzled"

led" by the BUG gun in a pocket.

Perhaps another way to encourage more BUG gun use is to have Classifications for BUG shooters. It shouldn't be that hard to implement- IDPA already has a classification match for every other division. The only challenging part would be to determine what the score ranges are for each Classification.

One last comment is about the "controversy" over Springfield Armory XD pistols. Realistically, Glocks should probably be in ESP instead of SSP. You cannot fire a Glock without first racking the slide to "pre-cock" it. My understanding of a DA pistol is that pulling the trigger completes two actions- cocking the fire-arm and releasing the hammer/striker. A Glock trigger simply does not do this- the gun is not "cocked" by pulling the trigger. I don't think that the fractional striker movement that the trigger does accomplish is enough to classify a Glock as a DA pistol.

Please don't take this as a complaint! I shoot just about everything, and if IDPA says Glocks are SSP and XD's are ESP, that's fine with me. I just think using the SA/DA definitions is going too far, especially since most people would consider part of the requirement for a pistol to be considered DA is to have the ability to have a second strike on a round. Glocks (and XD's) cannot do this. Handguns should be divided by how they are used in real life, not by a technicality of their design, at least in my opinion.

Thanks!

Tom Ropers

Member #A21351

Letters to the Editor: (continued)

After reading Ken's Corner in the 4th quarter 2005 issue, I would like to say that I don't think letting either an experienced or inexperienced shooter carry a gun in their pocket for a match is a safe thing to do. I think due to the stress of a match could cause an AD. It is true that many people carry firearms this way on the street, but during a match we can not afford an AD.

Our club, North Porter County Conservation Club from Chesterton, IN, has run BUG matches for two years.

Last year's was very popular due to the fact that we tried to make it as "real" as possible and to follow IDPA's guide lines on 5 shot, distance, etc. We were asked by many shooters to do two in 2005, which we did. Our club had about 30+ shooters last year and in our last BUG match (Oct. 16th) we had 50.

We have shot other club's BUG matches, but they had 20 yard shots, with many reloading on the clock. This I think was to increase the round count.

I also think the idea of cutting the 3 zone off the target would be more intimidating and fun for our shooters.

Thank you,
Jeff Stack
A08338



targetbarn.com
Phone: 419-829-2242
Fax: 419-829-2107

HURRY

Price going up soon! Last chance!

Target Barn Professional Range Bag

- ◆ New larger size 16-1/2" x 11" x 14-1/2"
- ◆ Now available in 5 colors: black, red, navy blue, hunter green & royal blue
- ◆ Padded pistol sleeve and brass pouch included
- ◆ Personalized with your name embroidered on the bag

NEW



\$69⁹⁵

See website for details.

Visit our new website for monthly specials!
www.targetbarn.com

NOW IN STOCK

GLOCK parts and accessories from many different quality companies.

Hi-Cap magazines, holsters, sights, grips, 3-1/2# trigger connectors, magazine extensions, etc.

Your supplier for electronic shooting products
Timers, Chronographs, Horns, Display Boards, Electronic Ear Muffs, from Competitive Edge Dynamics, Competition Electronics, R.U. Ready Electronics & Dillon Precision.

Your full-line, full-time target supplier!

Serving Shooters for 24 Years

PO Box 352454, Toledo, Ohio 43635-2454
We Accept MasterCard, VISA & COD

Continued from page 8

the number one battle they face when the 'buzzer' goes off.

I have just finished testing the new Smith & Wesson M&P .40 caliber pistol. It is a very impressive pistol. Its trigger system is very much like the Glock as the trigger retracts the striker about 125 thousandths of an inch before it releases the striker to fire the pistol...thus we should consider the M&P to be a Stock Service Pistol for IDPA. The M&P provides a 6.5 pound sear release followed by nearly 90 thousandths of over travel. This combination of heavy trigger and excessive over travel make the M&P a bit more difficult to shoot well when compared to the standard 5.0 pound

trigger on the Glock. It is just a matter of time until pistolsmiths learn to tune the Smith & Wesson M&P triggers to a much more friendly sear release.

Nonetheless, 'trigger control' is the real secret to shooting a handgun well in IDPA. If you can't dry fire your handgun at home without the front sight jumping, then I can promise you the results at the IDPA match when firing live ammo will be less than rewarding. Remember, if you are not shooting as well as you wish you could, work on a dry firing program at home. It is a real key to shooting success.



Continued from page 11

I think it can be clearly seen though careful scrutiny of various ammunition manufacturers' different ammos that the current IDPA power floors are below that of factory spec ammo. I understand that there is some difficulty in testing everyone's ammo at a match but I do not know of anyone that would knowingly reload their own ammo below the power floor to gain an advantage. I trust my fellow shooters to abide by the rules. However, I think IDPA should up their power floors to cater to those who buy factory ammo and to keep to their

defensive mentality. In order for us to practice true defensive pistol we should all be using full power-house ammo whether we reload or not and the current power floor rules, I feel, do not keep to this principle. So, I beg of all you shooters out there. Don't reload your ammo to the floor; use full power ammo to shoot IDPA. I think we should all strive to shoot about 15,000-20,000 over the power floor.

Shoot straight and keep it realistic and fun.

The Tactical Advantage

By: Robert Ray



Starting this year, the Tactical Journal will be bringing our readers a new column; The Tactical Advantage. In this column we will be featuring new products and services that would be of interest to our readers and to the shooting community.

This issue's feature is about a new company in the tactical flashlight industry; Digilight. Digilight has come into the market with a wide range of tactical lights to choose from, but they did their homework first. The designers at Digilight first took the time to talk to and (most importantly) listen to, the people in the law enforcement and military community. After doing that, they then developed a lighting line to match those needs.

The light I have been playing with is the 1000XB-SE, and let me tell you, this is a very impressive product. The 1000XB-SE is an all aluminum bodied light with a black anodized coating. It uses a xenon bulb and two 3 volt lithium

batteries and a “momentary / constant” on activated tail cap. Sounds pretty standard, doesn't it? Well, that is where most other companies stop but Digilight is just getting going. The 1000XB-SE has a focusable beam head from a wide flood to a tight spot with no voids in the main spot. Digilight also uses a bulb that is rated at 70 lumens. That is higher than most companies' offerings.

Digilight also adds to the value of the light by packaging it with a large list of accessories. Coming standard with the 1000XB-SE is



a full sized rubber sleeve to insulate the user from the heat of prolonged constant on usage. This can



be interchanged with a rubber ring for using the popular “Rogers” or cigar technique for deploying a light and handgun. If that isn’t enough, it also comes with a handy removable pocket clip, lanyard, spare bulb, a plastic case that holds two spare batteries and a spare bulb. To top it off, a nylon belt holster that will hold the light and the spare battery/bulb case are also included. That is an impressive package, but now comes the ugly part, right? Wrong. Digilight comes through here also with a MSRP of only \$39.95. That, my friends, is pretty easy on the wallet.

Digilight doesn’t stop there. They continue this trend of great product with an affordable price through the rest of their product line. From here you can step up to lights with weapon ready heads (spring loaded to reduce shock), higher lumens, rechargeable, LED offerings

and much more. If you’ve not looked at their products I highly recommend it before making your next flashlight purchase. With the product tag line “Tactical performance, Practical value”, they mean what they say. You can check them out at www.digilightusa.com or:

Digilight USA
Village Road, P.O. Box 435
New Vernon, NJ 07976 USA
Phone: 1-973-455-7899

That brings us to another impressive product from a new company; Section 8 Tactical. The guy’s at Section 8 Tactical have addressed a real problem when using a flashlight with a handgun. What do you do with your light when you need to reload your weapon? Well if you use the Rogers technique with your flashlight, you’re really going to like



this. If you don't use that system, this may just convert you, although it works equally well with other methods of deploying your flashlight and handgun.

The product is a simple solution to what can be a complex problem. They use a flexible injection molded rubber piece shaped like the number eight. In one side of the ring, you place one of three provided sizing inserts to fit your index



finger. In the other side, you place the flashlight of your choice. With the ring over your index finger you can rotate the light into position to use the Rogers system. When your weapon runs dry, you allow the ring and light to rotate outward towards the back of your hand. This is the natural tendency of the light when reaching for a fresh magazine. After inserting the magazine into your weapon, a quick flick of the wrist brings the light back around and into position for use. Very quick, very simple.



I use the Rogers technique and was able to pick up the usage pretty quickly even with five thumbs on each hand. As a test, I passed this on to several people who were not very familiar with using a flashlight and handgun together. All were able to pick up the operation with only a few minutes of instruction and practice. Almost everyone I've showed this to has commented on how easy it was to pick up and how comfortable it was to use. You can't ask for much more than that. With a MSRP of \$14.99, it's another product that's worth well more than what they're asking for it. If you would like more info, you can reach them at www.section8tactical.com.

If you see a product or service that would be of interest to our other readers please let me know at Robert@idpa.com.

IDPA Pro Shop Order Form

Company and/or Name: _____ IDPA #: _____

Address: _____

City: _____ State: _____ Zip: _____

Daytime Phone: _____ Order Date: _____

Credit Card: _____ Expiration Date: _____

Item #	Item	Description	Size or Amount	Price	Quantity	Extended Price
DPT	Official IDPA Targets	Cardboard Targets. 50 per box.	1 - 4 boxes, ea.	\$27.50		
			5 or more boxes, ea.	\$25.50		
PPT	Paper Practice Targets	Paper Targets. 100 per box.		\$33.00		
TPT	Target Pasting Tape	Natural Cardboard Color.	60 yd. Roll	\$1.95		
TPP	Target Pastors	Natural Cardboard Color.	1000 per box	\$2.95		
C	IDPA Ball Caps	Embroidered. 3" crown. Specify blue, green, khaki or white.		\$9.95		
C	IDPA Ball Caps	Embroidered. Solid back, plastic snap. Specify maroon, tan, navy or dark green.		\$6.95		
C	Summer Mesh Cap	Embroidered. Specify light gray or tan.		\$6.95		
CSO	Safety Officer Cap	Embroidered. Red.		\$9.95		
CSOM	Safety Officer Caps	Embroidered. Red with mesh back.		\$9.95		
T	IDPA T-Shirt	Embroidered T-shirt. Specify cardinal, green, navy or natural.	M, L or XL	\$17.95		
			XXL	\$19.95		
H	IDPA Henley Shirt	Embroidered 3-button t-shirt. Natural.	M, L or XL	\$21.95		
			XXL	\$23.95		
P	IDPA Polo Shirt	Embroidered Polo Style. Short Sleeve. Specify grey, natural, navy or green.	M, L or XL	\$19.95		
			XXL	\$22.95		
M	IDPA Mock Turtleneck	Embroidered cotton. Specify natural or navy.	M, L or XL	\$21.95		
			XXL	\$23.95		

Item #	Item	Description	Size or Amount	Price	Quantity	Extended Price
HP	Hat Pin	Antique silver finish.		\$2.95		
EP	Embroidered Patch	May be sewn or pressed on. Shipping is \$1 for every 10 patches.		\$2.00		
WD	IDPA Window Decal	Four Color Decal. Shipping is \$1 for every 10 decals.		\$1.00		
CIT	Columbia Invitational VCR Tape	Tournament and Conference. 90 minute VCR tape. Great for recruiting.		\$19.95		
VCT	Official Vickers Count Timer	Pro-Timer IV SUPER that computes Vickers Count Final Score. Manufacturer guarantee.		\$199.95		
AG1	IDPA 1911 AlumaGrips	Aluminum grips with IDPA logo. Specify right or left handed; type of safety; if magwell is present. Made by AlumaGrips.	lightweight or standard	\$67.50		
SB05	2005 Shooter's Range Bag	2005 Commemorative Shooter's Bag Overall size; 14.5" (L) x 4" (W) x 9.5" (H); 3 Pockets; Padded Brass Bag, (inside side pocket) snaps onto Key Ring Holder; Padded Pistol & Magazine Pouches, 2 pistols & 10 magazines		\$50.00		
CH	Championship Cap	2005 Championship Cap		\$10.00		
CP	Championship Shirt	2005 Championship Polo Shirt	M, L, or XL	\$25.00		
			XXL	\$30.00		
RUG	IDPA Gun Cleaning Rug	Easy to clean and care for; just throw it in the washer. Great for protecting furniture from solvents and soil.		\$23.00		

Prices subject to change.

Subtotal: _____

Shipping:

(AR residents add 7.125%) Tax: _____

There is no shipping for IDPA 1911 AlumaGrips.
Cardboard and paper targets are shipped by FedEx unless otherwise requested. Please call or email IDPA HQ for exact shipping cost.

Shipping: _____

Shipping for patches and decals is \$1 for 10.
Shipping for all other items is \$6 for the first item and \$0.50 for each additional item. For orders outside the USA, call, fax or email HQ for shipping cost.

Total: _____

To order, you can call, email, fax or mail IDPA at:

IDPA
2232 CR 719
Berryville, AR 72616
Phone: 870-545-3886
Fax: 870-545-3894
info@idpa.com
www.idpa.com



WHO SAYS TARGET SHOOTING ISN'T A RUSH? DOUG KOENIG KNOCKS DOWN 5 TARGETS IN 1.84 SECONDS.



**THE HUNTING AND SHOOTING SPORTS.
THE ORIGINAL OUTDOOR CHALLENGE.
TO LEARN HOW TO GET STARTED, VISIT
WWW.WHERETOSHOOT.ORG**

Spring Cleaning is coming early to IDPA HQ! Closeout and Discontinued Items available while supplies last!

*Did you miss a National Championship?
Did you ruin a favorite National Championship shirt at the range
like I did?*

Now is your opportunity to replace those favorite items!



Order Form for Discontinued Items

Code	Item	Size	Color	Price	In Stock	Quantity	Extended
00C	00 Champ Caps			\$5	51		
00PL	00 Champ Polo	L	black	\$10	26		
00PX	00 Champ Polo	XL	black	\$10	20		
01PM	01 Champ Polo	M	blue	\$10	1		
01WB	01 Champ Water Bottle			\$1	43		
02C	02 Champ Caps			\$5	43		
02PX	02 Champ Polo	XL		\$10	2		
02RB	02 Champ Shooter's Bag			\$10	35		
03PL	03 Champ Polo	L		\$10	9		
03PM	03 Champ Polo	M		\$10	10		
03PX	03 Champ Polo	XL		\$10	13		
03PXX	03 Champ Polo	XXL		\$15	1		
03RB	03 Champ Shooter's Bag			\$10	4		
04C	04 Champ Caps			\$5	45		
04CL	04 Champ Polo	L	blue	\$15	14		
04PM	04 Champ Polo	M	blue	\$15	23		
04PX	04 Champ Polo	XL	blue	\$15	27		
04PXX	04 Champ Polo	XXL	blue	\$20	18		
04RB	04 Champ Shooter's Bag			\$30	21		
04TL	04 Champ Tee Shirt	L	blue	\$10	10		
04TM	04 Champ Tee Shirt	M	blue	\$10	6		
04TX	04 Champ Tee Shirt	XL	blue	\$10	7		
04TXX	04 Champ Tee Shirt	XXL	blue	\$15	12		
97C	97 Champ Caps			\$5	10		
98C	98 Champ Caps			\$5	5		
99C	99 Champ Caps			\$5	34		
PEN	IDPA Pen			\$2	66		
DLL	Denim Long Sleeved Shirt	L		\$25	9		
DLX	Denim Long Sleeved Shirt	XL		\$25	6		
PLAM	Emb. Sport Shirt LS	M	Ash	\$10	2		

PLGNL	Emb. Sport Shirt LS	L	Green	\$10	5		
PLNVL	Emb. Sport Shirt LS	L	Navy	\$10	2		
PLNVM	Emb. Sport Shirt LS	M	Navy	\$10	7		
PTAL	Pocket Tee Shirt	L	Ash	\$10	6		
PTCL	Pocket Tee Shirt	L	Cardinal	\$10	3		
PTGNL	Pocket Tee Shirt	L	Green	\$10	16		
TAM	Tee Shirt - Embroidered	M	Ash	\$10	9		
TFBL	Tee Shirt - Embroidered	L	faded blue	\$10	3		
TFBM	Tee Shirt - Embroidered	M	faded blue	\$10	3		
TFBXX	Tee Shirt - Embroidered	XXL	faded blue	\$10	1		
TFGM	Tee Shirt - Embroidered	M	faded green	\$10	8		
TFGX	Tee Shirt - Embroidered	XL	faded green	\$10	6		
TLBL	Tee Shirt - Embroidered	L	light blue	\$10	4		
TLBX	Tee Shirt - Embroidered	XL	light blue	\$10	2		
TLGL	Tee Shirt - Embroidered	L	light green	\$10	1		
TLGM	Tee Shirt - Embroidered	M	light green	\$10	7		

Shipping:

Shipping for all items on pages 30 - 31 is \$6 for the first item and \$0.50 for each additional item. For orders outside the USA, call, fax or email HQ for shipping cost.

Subtotal: _____
 (AR residents add 7.125%) Tax: _____
 Shipping: _____
 Total: _____

To order, you can call, email, fax or mail IDPA at:

IDPA
 2232 CR 719
 Berryville, AR 72616
 Phone: 870-545-3886
 Fax: 870-545-3894
 info@idpa.com
 www.idpa.com

Left the Range: Larry Bullock

By: Bill Wilson

Many of you will remember Larry from the early years of IDPA. He was match director for the early Nationals held in Jefferson



City, MO. Larry was heavily involved in IPSC shooting as well and served as an area director and match director there also. Larry was responsible for the highly successful squadding format and beverage cart we use for the Nationals to this day.

All of us who knew Larry will remember him for his generosity and love of the shooting sports. Unfortunately, on Nov. 12 last year, tragedy struck. Larry was on his way home from the St Louis airport when he was killed in an auto accident. Larry is survived by his parents, wife and two small children.

The "Abbey and Grace Bullock Scholarship Fund" has been set up for his children at the Bank of Missouri, 700 Southwest Blvd., P. O. Box 600, Jefferson City, MO 65102-9930. The account number is 0144784. Contact Mary Wilson at 573-634-0840.



*Firearms at
the highest level!*

Eagle 5"



9mm, 9x21, .38Super, .40 S&W, 10mm, .45 ACP
STI Patented Modular Steel Frame
5.0" STI fully supported ramped bull or bushing
barrel. Overall Length: 8-5/8"
Weight: 34.5 oz. IPSC, USPSA, IDPA



9mm, .38 super, .40 S&W, .45 ACP
5.0" STI fully supported, ramped barrel
with bushing. Guide Rod: STI one piece steel.
Overall Length: 8.5" Weight: 36.0 oz.
IPSC, USPSA, IDPA

Duty One



9mm, .40 S&W, .45 ACP
STI Single Stack Steel Government Length,
full length dust cover, w/30 lpi front strap
checkering, square trigger guard,
"Tactical" rail.
Overall Length: 8.5" Weight: 38.0 oz.
IPSC, USPSA

512/819-0656

www.stiguns.com

info@stiguns.com

UPCOMING MAJOR MATCHES

February 23 - 25, 2006

**Smith and Wesson IDPA Winter
Championship**

Spingfield, MA

Peggy M. Cowell

413-747-3235 w

413-747-3677 fax

pcowell@smith-wesson.com

MATCH IS FULL! Call to be placed on
waiting list.

March 18 - 19, 2006

AZ State IDPA Championship 2006

Phoenix, AZ

Don Reed

602-978-5613 h

502-978-5613 w

DReed11696@aol.com

Ross Labadie

602-527-0233 h

602-527-0233 w

www.phoenixrodandgun.org

March 24 - 26, 2006

**2006 VA Indoor Regional IDPA
Championship**

Chesapeake, VA

Andrew Horner

757-373-9024 h

afh@charter.net

Klaus Jones

757-427-2579 (before 9 pm) h



Critical Reaction Training, Inc.

"Survival Through Advanced Training and Instinctive Reaction"™

World Class Instruction Brought to The Mid West...For You

Office/Fax: 262-677-4000

Cell: 262-770-2958

2006 Training Classes

Massad Ayoob

Lethal Force Institute Courses

First IDPA 5 Gun Master

LFI-1 "Judicious Use of Deadly Force"

Deadly Force

StressFire Handgun Course

CRT Courses

Alternative Defensive Tactics

Handgun Retention

Low Light Handgun Defensive Tactics

Advanced Handgun Defensive Tactics

Compliance Tools (Gunting & Kuboton)

Contact Weapon Defense

Visit the CRT Website for These Course Dates and Locations and Upcoming Additional Classes

Web: www.criticalreaction.com

Email: training@criticalreaction.com

MORE UPCOMING MAJOR MATCHES

757-343-5167 - cell w
idpa@cox.net
www.ncrr.net

March 25, 2006 Mountain Valley Regional

Hot Springs, AR
Tim Boettger
501-627-4057 h
501-767-5156 w
twboettger@yahoo.com
Rob Bailey
501-915-8867 h
501-622-0272 w
rwbailey1@sbcglobal.net
www.mvsaonline.com

April 29 - 30, 2006 SC State Match

Anderson, SC
Skip Gilmer
864-224-6739 h
864-224-7333 w
864-231-8516 fax
ammoplus@bellsouth.net
www.skipjrange.com

**For the most up to date
information regarding
Upcoming Major
Matches, please visit
www.idpa.com**

April 30, 2006 Fiesta Regional

Atascosa, TX
Don Cross
210-520-0273 h
210-421-8760 w
www.rivercityshooters.com

May 21, 2006 2006 IL State IDPA Championship

Havana, IL
Tom Skuse
309-647-6637 h
309-645-5326 w
309-647-8983 fax
tomskuse@starband.net
Jon Poler
309-543-2856 h & w
polbear@grics.net

May 27, 2006 Southern Regional Championship

Manchester, TN
Kurt Glick
931-455-7056 h
931-455-1121 w
931-454-1767 fax
kglick@tullahoma-tn.com
Tom Foster
931-596-1855 h
www.midtnshooters.com

June 3, 2006 2006 TX State IDPA Championship

Friendswood, TX
Charles Cotton

MORE UPCOMING MAJOR MATCHES

281-482-1701 h
 charles@cottonfamily.com
 Marc Gentine
 281-992-2779 h
 281-992-2779 w
 marc@texasshooting.com
 www.cottonfamily.com/psc-idpa

June 3 - 4, 2006

Carolina Cup

Oxford, NC

Frank Glover

919-693-6313 h

919-691-7686 w

therange@gloryroad.net

July 15, 2006

North TX Regional

McKinney, TX

Cody Ray

972-783-0683 h

214-232-8267 w

972-783-8035 fax

delta1cody@comcast.net

Lee Neel

217-789-2493 h

214-789-2493 w

lee.neel@comcast.net

www.ccidpa.org

September 16 - 17, 2006

MI State IDPA Match

Romulus, MI

Practice Makes Perfect



Doug Koenig
 11 Time Masters Champion
 7 Time Bianchi Cup Champion
 3 Time Steel Challenge Champion

Increase your practice and decrease your cost. Reload with the best — Starline Brass. With Starline, practice makes perfect "cents."

This is a partial list. Call for a complete list of products and prices or check the website.

NEW ★ UNPRIMED BRASS			
CALIBER	250 PAK	500 PAK	1000 PAK
32 S&W LONG		\$56.00	\$100.00
32 H&R MAG		59.00	106.00
7.62 NAGANT	52.00	88.00	160.00
32-20		69.00	121.50
30 LUGER		66.00	118.00
7.62X25 TOKAREV		66.00	111.00
30 MAUSER		66.00	111.00
380 AUTO		47.50	86.50
9X21		55.50	96.00
9MM LARGO		57.50	96.00
9 SUPER COMP (9x23)		61.50	108.00
9MM MAKAROV		54.50	92.50
38 SUPER		53.50	92.00
38 SUPER+P		54.50	99.00
38 SUPER COMP		58.50	102.00
38 TJ		62.50	108.00
38 SHORT COLT		52.50	90.00
38 LONG COLT		53.50	91.00
38 S&W		54.50	93.00
357 MAG		51.50	88.50
357 SIG		65.00	107.00
41 COLT	112.00	199.00	376.00
40 S&W		57.00	99.00
10MM		61.00	106.00
40 SUPER		85.00	140.00
41 MAG		61.00	108.00
38-40	56.50	86.75	146.50
44-40	51.00	73.50	126.00
44 RUSSIAN		64.50	107.00
44 COLT		67.00	116.00
44 SPECIAL		61.50	109.00
44 MAG		61.50	109.00
45 G.A.P.		58.00	103.00
45 AUTO		58.00	103.00
45 AUTO+P		62.00	112.00
45 SUPER		73.00	129.00
480 ROWLAND		89.00	159.00
45 S&W SCHOFIELD		67.50	113.00
45 AUTO RIM		63.00	112.00
45 COLT		63.00	111.00
45 LONG COLT BLANK		N/A	113.00
454 CASULL	68.00	111.00	201.00
40-65	127.00	211.00	375.00
45-70	87.00	151.00	281.00
45-90 (2.4)	179.00	314.00	592.00
45-100 (2.6)	185.00	326.00	619.00
56-50 SPENCER (TAYLORS)	200.00	360.00	675.00
50-70 GOVT	210.00	375.00	705.00
50-90 SHARPS	260.00	470.00	890.00
50 AE		131.00	235.00
50 ALASKAN	195.00	350.00	660.00
50-110 WIN.	210.00	370.00	695.00
475 LINEBAUGH	92.50	165.00	315.00
500 LINEBAUGH	92.50	165.00	315.00
480 MAG	135.00	215.00	375.00
500 S&W MAG (R)	125.00	200.00	355.00



Order Factory Direct
 on-line at
www.starlinebrass.com
 or call 1-800-280-6660.

Prices include shipping and handling on brass only within the United States except Alaska and Hawaii. Add \$1.20 per \$100 up to \$300 and 40¢ per additional \$100 ordered for shipping insurance. Prices are subject to change without notice. TERMS: Payment must accompany order. VISA, MasterCard, Discover, American Express, cashier's check, money order, personal checks accepted. Orders subject to check clearance.



1300 W. Henry St.
 Sedalia, MO 65301



© 2005 Starline Brass, Inc.



MORE UPCOMING MAJOR MATCHES

Jack Allen

734-434-8400 h

734-547-2663 w

734-434-2049 fax

bigjack1425@sbcglobal.net

Karl Andrews

734-481-0686 h

734-645-2655 w

www.raccoonhunters.org

October 7, 2006

NC IDPA State Championship

Boone, NC

Robert Niemi

828-446-8778 h & w

celticmith@yahoo.com

Gary Hoyle

828-963-6307 h

gary@wgc-idpa.org

www.wgc-idpa.org

October 21, 2006

TN State Championship

Manchester, TN

Kurt Glick

931-455-7056 h

931-455-1121 w

931-454-1767 fax

kglick@tullahoma-tn.com

Tom Foster

931-596-1855 h

www.midtnshooters.com

Aim Quick. Shoot Straight. Win Big. Compete With Trijicon Self-Luminous Aiming Systems And Win MORE Than You Bargained For.

Sign up today for...

The Trijicon® Shooter Rewards Program

Day or night, dark or light...Trijicon's self-luminous sighting systems keep your aiming point bright, even in the heat of competition.

Trijicon's SHOOTERS REWARD PROGRAM rewards competitive shooters who use Trijicon products in any of several major shooting competitions, including the IDPA National Championships and several other prominent practical, tactical and three-gun matches. All Trijicon products are eligible including:

- Trijicon Night Sights
- Trijicon ACOG® and Compact ACOG® Riflescopes
- Trijicon Reflex Sights
- Trijicon AccuPoint® Riflescopes
- Trijicon TriPower® Sights

Pre-registration is required in order to be eligible. For more information on the Trijicon Shooter Rewards Program or to sign up, visit the Trijicon website: www.trijicon.com.

Or, contact: Susan Belanger, Trijicon, Inc.,
Ph: 800-338-0563, Email: susan@trijicon-inc.com



49385 Shafer Ave.
PO Box 930059, Wixom,
Michigan 48393-0059
Phone: (800) 338-0563
(248) 960-7700
Fax: (248) 960-7725
email: info@trijicon.com

www.trijicon.com

Advertisers Index:

Action Target	11	STI	33
Ammo Direct	16	Shooter's Approach to	19
Competitive Edge Dynamics	39	Practice, The	
Critical Reaction Training, Inc.	34	Smith & Wesson	40
DigiLight	3	Springfield Armory USA	17
Glenn Fried	9	Starline Brass	36
Glock in Competition, The	13	T K Custom	7
Harris Publications	2	Target Barn, Inc.	22
IDPA Pro Shop	18	Trijicon	37
Khumba Safaris	8	Wilson Combat	4
National Shooting Sports Foundation	29		

IDPA Thanks their advertisers for their generous support!

THANK YOU ADVERTISERS!

We would like to welcome
our Premier Sponsors:

Smith & Wesson

W. Waller & Son

National Shooting Sport Foundation

Digilight

Please let them know you appreciate their patronage.

CED8000 Shot Timer

The most advanced shooting timer in the world for IPSC, IDPA, PPC, Bianchi, Cowboy, and Action shooting that is as easy to use as a mobile phone!

With the largest backlit display, high tech programming, memory recall, and a range of features that make all other timers obsolete! Easy to use and so compact and lightweight, that it will fit into your shirt pocket! 95x89x33 mm / 3.75 x 3.5 x 1.35

The first shooting timer ever to offer pre-programmed NRA Bianchi and PPC events, in addition to Sportsman Challenge Countdown, European Field Shooting, Fixed time, Virginia Count, Repetitive, Combined Comstock, & Rapid Fire modes, all at a touch of a button. Storage memory maintains 10 strings in memory at all times allowing easy review of results. Dual forward & reverse Review function and the longest recording capability (999.99 sec.) make the CED8000 perfect for any training or match use. Ideal for long courses of fire as often found in Cowboy & Action shooting venues.

The CED8000 offers private training use with the included custom earphone set and digital sensitivity adjustment for perfect results no matter what the range condition. The advanced PAR setting allows single or multiple Par & interval selections, all programmable. With date & time display, fixed, random, instant, or custom delay settings, low battery indicator & warning, and a custom carry case, the CED8000 is in a league all by itself!



Available in two models:

CED8000 \$149.00 CED8000RF \$165.00*
*(for use with CED BigBoard & CED Time Keeper)

CED Shooters Back Pack

Designed by shooters for shooters, this "hands free" approach to shooting gear storage is the most functionally unique product to arrive in years!

Features:

* Removable Pistol bag insert

- * Detachable Brass Pouch
- * Removable Seat
- * Water Bottle
- * Adjustable accessory straps
- * Wide padded shoulder straps with rubber backing
- * Detachable shoulder pouches
- * Zippered Ammunition compartment
- * Large magazine storage
- * Rugged heavy duty construction

Specialty Priced \$72.95



Competitive Edge Dynamics, USA

Orders: (888) 628-3233
Information: (610) 366-9752
Fax: (610) 366-9680
Email: sales@CEDhk.com
(Hours: 9am - 5pm EST)

Come visit us online!
WWW.CEDhk.com

Order online 24 hours a day!



CED Professional Range Bag

CED has taken the most popular sized range bag on the market today to a new level in design and function!

- * Main compartment locks completely with a "U" shaped top zipper design closure
- * Seven (7) Magazine Holders
- * Designed to hold up to four (4) Pistols
- * Removable Pistol Insert Sleeve & Brass Bag
- * Three (3) additional Zippered Pockets for small items w/ ID Tag Holder
- * Heavy Duty Chrome Hardware with Padded Shoulder Strap
- * Fully stitched Rubber Foot Pads to keep the bag dry
- * Overall Bag - 16.5" x 11" x 14.5"



- * New for 2006: All CED Professional Range Bags come with a combination security lock.
 - * Available in Black, Royal Blue, Hunter Green, Red, and Navy Blue
- Complete Bag \$74.95**
Extra Pistol Sleeve \$10.95
Ammo Brass Pouch \$9.95




CED Millennium Chronograph

The CED Millennium Chronograph, endorsed by IPSC for Official use, is the ONLY chronograph system to offer revolutionary Patented Infrared technology. With incredible accuracy, it eliminates the need for sunlight and gives you the freedom to record velocities under any lighting condition, or if you choose, no light at all!

- Chronograph System \$179.00**
- Infrared Upgrade \$89.00**
- NiMH Battery Pack \$48.00**
- Custom Carry Case \$35.95**

Full accessory line available!



*To be the best,
I train with the best....*
CED Products



Eric GRAUFFEL
World IPSC Champion

RELIABILITY FOR LIFE & LIBERTY™



Through-Hardened, Stainless Steel Slide and Barrel with Black Melonite® Finish, Yielding a Surface Hardness of 68 HRC

Polymer Frame with Embedded Stainless Steel Rigid Chassis System

Internal Lock System

Sear Deactivation Lever – Safe Disassembly without Pressing Trigger

Ambidextrous Slide Stop

Reversible Magazine Catch

(3) Interchangeable Palmwell Grip Sizes

MEET THE M&P FROM SMITH & WESSON.

Reinforced polymer chassis, superior ergonomics, ambidextrous controls, proven safety features. The new standard in reliability when your job is to serve and protect and your life is on the line. Available in 40S&W, 9mm and 357Sig.

www.smith-wesson.com

1-800-331-0852

AMEX: SWB

MADE IN U.S.A.



Smith & Wesson®



TACTICAL JOURNAL

2232 CR 719

BERRYVILLE, AR 72616

E-mail: info@idpa.com
website: www.idpa.com
Phone: (870) 545-3886
Fax: (870) 545-3894

PRSRT STD
U. S. POSTAGE
PAID
Ozark, MO
Permit No. 35