


Tactical Advantage:
Smith & Wesson M&P40
Ready Tactical Products

IDPA Pro Shop Introduces:
Digilight Flashlights
Woolrich "Elite" Series

**2006 IDPA National
Championship Entry
Form and Info Inside**

Tactical Journal



THE INTERNATIONAL DEFENSIVE PISTOL ASSOCIATION

[Privacy Statement](#)

- ▶ About IDPA
- ▶ Club Information
- ▶ Match Information
- ▶ IDPA Shopping
- ▶ Members Only Area
- ▶ Sponsor Information
- ▶ Other Information

The 4 rules of gun safety

The 1st Law of Gun Safety -
The Gun Is Always Loaded!

The 2nd Law of Gun Safety -
Never Point A Gun At
Something You're Not
Prepared To Destroy!

The 3rd Law of Gun Safety -
Always Be Sure Of Your
Target And What Is Behind
It!

The 4th Law of Gun Safety -
Keep Your Finger Off The
Trigger Until Your Sights
Are On The Target!

Welcome to the IDPA Members Only Area

User ID

Password

Haven't visited the IDPA Members Only Area before?

If you are a current member, please

We're Proud to Announce the New IDPA Member's Only Area!!!!

Now, members will be able to go in and check and correct their personal information and check on their current classifications.

In addition to the ability to change and update your personal info, you will be able to enter and track classification information. Your personal classification detail will retain any classification matches entered or if you are moved up in class because of placement in a sanctioned match.

After logging in and choosing a password, you'll be asked to complete a short survey. It should take less than 10 minutes to complete and must be done to be able to advance to the Member's Only Area. This information will be crucial to helping us understand our membership better. You will only be asked to complete this survey one time. After completion, you won't have to take this survey again.

You must have your IDPA #, email and zip code as they are on file here at HQ to initially login.

Only current members will be able to use this area.

We would like to
welcome our

Premier Sponsors

Smith & Wesson

--
W. Waller & Son

--
**National Shooting
Sports Foundation**

--
DigiLight



DIGILight™

Your new source for
high-performance illumination.



2006
Premier Sponsor
Official
Tactical Flashlight

DigiLight uses the latest technologies in developing the absolutely best value in tactical lights...high performance at real-world prices.

Developed with input from law enforcement and military personnel, DigiLight products have the features and performance required for demanding situations. With over

a dozen models in stock, DigiLight covers handheld and weapon-mounted applications that have been selected by the U.S. Government and Law Enforcement personnel around the world.

Visit our website at www.digilightusa.com and see our full line of tactical lights, mounts and accessories.



**NEW
for 2006!**
The S-Series
With Luxeon and Xenon
Lamp Options

Full Range of Tactical Lights

TLX

6V, 3-watt Luxeon LED with digitally regulated circuitry for consistent output
2-stage Momentary-Click Tail Cap
70 Lumen Output,
Double O-ring Sealed
NSN: 6230-01-533-1387

T-9 and T-12

9V / 12V Shock-Isolated High Pressure Xenon Lamp
2-stage Momentary-Click Tail Cap
175 / 227 Lumen Output
Double O-ring Sealed
T-9 NSN: 6230-01-533-1385
T-12 NSN: 6230-01-533-1390



Light Systems

1000XB-LE

6V Xenon lamp with 2 lithium batteries, 2 rubber grip sleeves, pocket clip, lanyard and case. Tail cap activation with 70 lumen output.

NSN: 6230-01-533-1384



Viking Tactics

M1913 Mount

**Batteries,
Holsters,
Mounts
and more.**

Personal Illumination System



High output, high efficiency LED, waterproof O-ring sealed polycarbonate body with multiple attachment options.



White NSN: 6210-01-534-9964
Green NSN: 6210-01-534-9963
Blue NSN: 6210-01-534-9940
Red NSN: 6210-01-534-9939
Infrared NSN: 6210-01-534-9938

View and purchase DigiLight products and accessories at www.digilightusa.com.

DigiLight (USA) • Village Road, Box 435 • New Vernon, NJ 07976 • Tel: 973-455-7899 • Fax: 973-455-9984
(European Inquiries) • P.O. Box 243019 • D-48155 Muenster, Germany • Tel +49 (0)174 888 4211 • Tel +44 (0)776 749 7964 (United Kingdom)
• Fax +49 (0)1805 260 550 8235 (South American Inquiries) • Krometal Industrial S.A. • Calle Central, Avenida Central • Edificio Cossiol,
3er Piso Apartado 10290-1000 • San Jose, Costa Rica Tel (506) 258-3003 • Fax (506) 221-2003 • Email: pjoaristi@krometal.com

© 2006 All rights reserved. DigiLight is a trademark of Digisette, LLC. www.digilightusa.com



NATO Commercial and
Government Entity Code
(NCAGE) 43H42



THE CHOICE OF PROFESSIONALS WORLDWIDE
Custom Firearms and Accessories
since 1977



2234 CR 719
BERRYVILLE, AR 72616-4573
800-955-4856
WWW.WILSONCOMBAT.COM

Table of Contents

Ken's Corner

Ken Hackathorn

6

How do you top 15 Major Matches

Kurt Glick

9

IDPA Sport...Training...or Both

Charlene Rogers

17

2006 IDPA Championship Entry Information

18

2006 IDPA Championship Entry Form

19

Safety Officer Application

20

The Tactical Advantage

Robert Ray

24

IDPA Pro Shop Order Form

27

Upcoming Major Matches

31

Cover Story

**2006 Smith &
Wesson
IDPA Winter
Championship**

By:

Robert Ray
page 11

TACTICAL JOURNAL CLASSIFIEDS

Classified ads 25¢ per-word insertion. Including name, address and phone number (20 word minimum). Minimum charge \$5.00. **BOLD WORDS add 25¢ per word.** Copy and rerun orders must be accompanied by **PAYMENT IN ADVANCE.** All ads must be received with advance payment **BY NO LATER THAN THE CLOSING DATE OF EACH QUARTER.** (See page 10 for all closing dates) **EXAMPLE:** Closing date for the Spring issue is April 1st. Ads received after closing will appear in the following issue. Please type or print clearly. **NO PROOFS WILL BE FURNISHED.** Include name, address, post office, city, state and zip code as counted words. Abbreviations count as one word each. Mail to: IDPA Classifieds, 2232 CR 719, Berryville, AR 72616

NOTICE:

The Tactical Journal is published as a service for members of the International Defensive Pistol Association. No advertised good or service carries any approval or endorsement from IDPA. All technical data in this publication regarding handloading of ammunition or training techniques, reflect the experience and/or opinion of the individuals using specific tools, products, equipment and components under specific conditions and circumstances not necessarily reported in the article and over which the International Defensive Pistol Association has no control. The data and/or methods have not been tested or otherwise verified by the International Defensive Pistol Association, its agents, officers or employees. The International Defensive Pistol Association, its agents, officers or employees accept no responsibility for the results obtained by persons using such data and disclaim all liability for any consequential injuries or damages. No advertised item is intended for sale in those states where local restrictions may limit or prohibit the purchase, carrying or use of certain items. Check local laws before purchasing. Mention of a product or service in text or advertisements does not imply endorsement or approval of that product by the International Defensive Pistol Association.

KEN'S CORNER

BY KEN
HACKATHORN

It has been noted that IDPA shooters often tend to wear a uniform; that is, 5.11 pants and, most often, the 5.11 concealment vest. Since IDPA puts heavy interest in concealment shooting in many of our matches, it is natural to seek out the gear that serves this process best. To say that the other forms of action shooting don't follow the "uniform" rule would be an understatement; some other action shooting disciplines have sponsored shooters wearing outfits that a pro-bowler would refuse to wear. Regardless of the issues of which concealment garment works best, the vest has become king of IDPA use.

The 5.11 vest has become wildly popular for both everyday concealment use as well as for IDPA use. Sadly, the design of the 5.11 vest has never been right in that access to the pockets for easy drop in function of tactical magazine changes is compromised by the design. Something as simple as putting your car keys in the side pocket is a hassle. For some time now I have recommend Cabela's Safari Vest, at \$49.95, as one of the best designs for concealed carry use.

Just recently, Woolrich introduced a line of tactical oriented clothing under their "Elite" clothing line. These products are of exceptional quality, well designed and priced very competitively to existing products. I have been using the vest marketed under the Woolrich "Elite" line and find it much better in function for the concealed carry application.

Easy access pockets on both the right and left front make this vest much better for IDPA use, plus the Woolrich "Elite" vest is made of heavier material than other popular vests, making it is easier to sweep out of the way in a concealed draw. The only negative about the "Elite" series of clothes is that they may be a bit heavy duty for warm



weather wear. It is my understanding that a warm weather version or tropical line of tactical concealment clothes from Woolrich "Elite" is soon to appear. If you like the professional look and feel of the current 5.11 line of clothing, check out the Woolrich "Elite" product line. See the expanded Pro Shop in this issue of Tactical Journal.

It was with some interest that I recently discussed the change of attitudes that IDPA has brought to the action shooting world. First, IDPA never made any attempt to apologize for its "defensive" shooting application of handguns. We never tried to convince anyone that all we do is shoot handguns as a means of precise, fast and fancy paper punches. IDPA is about letting people compete with handguns designed to shoot BAD GUYS...All we shoot at is cardboard IDPA silhouettes and steel plates, but everyone understands that this is based upon using a handgun as a "tool", not a toy.

As IDPA founding member L.A. Vickers also accurately noted, until IDPA came along, the prevailing attitude was that in order to be really good with a pistol in competition you had to shoot some form of 1911 pistol. It was argued that the 1911 was simply the best pistol to shoot for the best results in action shooting competition. Well, we now see some

pretty amazing performances with DA pistols via SSP division competitors. In many cases we have seen SSP competitors out perform CDP (M1911) shooters in top competition. As a result, we have seen handgun manufactures provide a whole new line of handguns tricked out for IDPA shooting that are of the SSP design. I can remember the era when anyone using a DA auto like the Beretta M92, S&W M5906, Sig 226, CZ75, or HK USP would have been considered clueless in any hopes of being competitive with a M1911 shooter... Today this is anything but the norm, and often not only do they hold the line with the 1911 crowd, but all too often kick their butts. Thank IDPA for this change of mindset.

There was a time not so long ago that anyone coming to a shooting event and drawing and shooting from concealment was considered highly suspect. Add to that the idea that drawing a handgun from under a jacket or vest was considered a serious handicap for being competitive. The idea of having the handgun out of sight and not in view of the range officer was just not done... Now, with IDPA, it is not only accepted, but the norm.

Better concealed carry rigs are now marketed and better systems for carrying concealed have become part of many garment product lines such as 5.11 and Woolrich "Elite". It is my opinion that IDPA made concealed carry shooting skills dramatically better than they have ever been. For decades, only a handful of professionals knew the best techniques and skills needed to draw and shoot well from concealment. Now, it is mainstream, as nearly all active IDPA competitors have mastered the skills that only hard core "gunmen" have known for decades.

In so many ways the Vickers Scoring system used by IDPA has proven that fast, accurate shooting is the key to good performance both in the "real world" and

in matches. Other long established scoring systems have for ages rewarded speed over accuracy. The ability to deliver fast "accurate" shots is the key to neutralizing a target, both in real life and on the range. IDPA made this scoring system work and has proven that even mortals can learn to hit with fast, accurate shots – if you practice and train with those goals in mind.

I often hear members of other shooting disciplines refer to IDPA as standing for "I don't practice anymore". Come to any IDPA sanctioned event, pay your money and shoot - then tell me that IDPA shooters can't shoot well. Good shooters are good shooters regardless of what discipline they compete in. Look at the big names in IDPA and note that, not only do they measure up with other action shooting disciplines, but they often do extremely well regardless of if it is IDPA or another popular handgun shooting game. Good shooting is

good shooting... The rules may be different, but aligning the gun with the target and pressing the trigger straight to the rear – quickly – is simply the skill that all good handgun shooters strive for.

Shoot straight - and fast. Be Safe.

Good shooters are good shooters regardless of what discipline they compete in.





LIGHT WEIGHT COVER-UP



- ❖ Ideal for concealed carry
- ❖ Perfect for IDPA competitors
- ❖ Generous fit



- ❖ Light & airy
- ❖ Dress or casual wear
- ❖ Travels well
- ❖ E-Z care/wrinkle resistant
- ❖ All seams & facings double-stitched with fusing for strength & resilience
- ❖ Extra length
- ❖ 3 outside patch pockets, 1 inside breast pocket



P.O. Box 299
Copeville, Texas USA
75121
1/800-SA2-1911
1/972-853-0526 Fax
www.smithandalexander.com

Your Chest Size	Small 34-38	Med. 39-43	Lg 44-47	1XL 48-51	2XL 52-54
	3XL 55-57	4XL 58-61	5XL 62-64	6XL 65-67	7XL 68-70



Black, Tan, Gray, Stonewash Blue, Slate & Olive
Retail \$38.00 (S-3XL)
\$44.00 (4XL-7XL)

Orders shipped same day COD or CIA
Plus \$5.00 for shipping & handling

Made exclusively by Smith & Alexander Inc. in the U.S.A.

AFFORDABLE AFRICAN SAFARIS
IDPA MEMBER SPECIALS

Bill Wilson is now the exclusive booking agent for two top South African Professional Hunters, and has arranged a special offer for IDPA Members.

Contact: chalona@wilsoncombat.com for an information packet
Or write to:
Chalona Sattler C/O Wilson Combat
2234 CR 719
Berryville, AR 72616

How do you top 15 Major Matches

By Kurt Glick

From humble beginnings, Middle Tennessee Shooters Club in Manchester Tennessee has grown to host 15 major IDPA matches. It all started back in 1998 when the club hosted its first major IDPA match, The Tennessee State Championship. The Southern Regional Championship was soon to follow in 1999. The club has continued to host these matches each year bringing to 15 the total number of major matches held. These matches have been very successful in garnering very positive feedback from shooters. The high percentage of repeat shooters is testimony to the quality of the matches. The club has been host to international teams including Venezuela, Slovenia, and Italy. Celebrity shooters such as country music stars Irlene Mandrell and Aaron Tippin, and champion shooters Matt Burkett, Dave Sevigny and Julie Goloski have been participants in the matches.


How do you top that? Building on the experience of 15 major matches Middle Tennessee Shooters is reaching for the next level. On August 5 – 6, 2006 the club is hosting “The Summer Sizzler”. This major-major match, if you will, will feature 20 stages and up to 400 rounds. The club will offer enough shooting to make the event attractive to those traveling long distances. While shooters have traveled across several neighboring states to attend the Tennessee matches in the past, “The Summer Sizzler” is intended to be a national draw for shooters.

Tennessee is well positioned for a match intended to be of national interest. The Middle Tennessee Shooters Range is located north of Manchester Tennessee only 2 miles off I-24. Air travel to Nashville is very reasonable from everywhere in the United States and Manchester is just about an hour drive from Nashville International Airport. Middle Tennessee is an easy drive for most of the eastern United States.

The match was intentionally scheduled during a gap between other announced major matches and before the IDPA National Championship. Shooters will have the opportunity to size-up the competition from across the country before the Nationals in late September. The two-day format will also be an excellent opportunity for shooters to tune up for the upcoming Nationals. There is a whole new dynamic involved in being mentally and physically prepared for two consecutive days of shooting. Currently there are few opportunities for shooters to prepare for this aspect of competition prior to the National Championship.

Cost for the two-day event is \$100, which includes lunch on both days. The match will have a late start time on Saturday to allow for travel that morning and will finish early enough on Sunday for convenient return travel. A hospitality room will be offered on both Friday and Saturday night during the event. Several sponsors have signed-on for prize table donations including i-Shot, Digilight, and Ready Tactical Products. Participant application, Safety Officer application, accommodation information, and general event information can be found by visiting the clubs’ website www.midttnshooters.com.

MIDDLE TENNESSEE SHOOTERS CLUB
PRESENTS THE FIRST ANNUAL



Summer Sizzler
2006
IDPA Championship


AUGUST 5 – 6, 2006
MANCHESTER TENNESSEE

20 STAGES

INFORMATION AND
APPLICATION

WWW.MIDTNSHOOTERS.COM
(931) 4557056

WHY SHOULD YOU BUY YOUR STEEL TARGETS FROM US?



- SPECIAL PRICING** Take 15% off any order placed by March 31st, 2005. Shipping costs vary by destination.
- SATISFACTION GUARANTEE** If one of our targets fails to perform the way we say it will, we will replace it absolutely free.
- QUALITY** Every shooting surface is made of the finest AR500 armor steel. That means you can safely subject our targets to heavy-duty use.
- EXPERIENCE** We have been building superior steel targets for law enforcement and military applications for almost 20 years. We know steel, we know design, and we want every range and every shooter in the country to benefit from that knowledge.

Call today for a FREE shooting scenario coursebook!



PLEASE READ THE FOLLOWING:

The IDPA Tactical Journal welcomes all submissions of press releases and news items of interest to our readers. All material is considered unsolicited and is subject to the approval of the Publisher, Editors and Advisory Board. All submissions imply consent to publish and will not be monetarily compensated or returned.

Second Quarter 2006
Circulation 12000

TACTICAL JOURNAL

Volume 10 - Issue 2

NOTICE

The IDPA TACTICAL JOURNAL welcomes submissions of press releases and news of interest to our readers. All material is considered unsolicited and is subject to the approval of the Publisher, Editors and Advisory Board. All submissions imply consent to publish and will not be monetarily compensated or returned.

Viewpoints expressed in IDPA TACTICAL JOURNAL are those of their respected authors and are not necessarily held by the Publisher.

Distribution Schedule: Quarterly publication with projected mailing dates of February 1; May 1; August 1; November 1
Closing Dates for Ad Copy: January 1, April 1, July 1 & October 1

Advertising Rates: Contact IDPA Headquarters for an advertising packet and rate schedule

Payment Terms: Prepayment or Net 30 days to approved accounts.

Mechanical Requirements: Advertisement copy is acceptable in any one of the following options:

- 1) Digital (Please call (870) 545-3886 or e-mail IDPA Headquarters at info@idpa.com for Digital requirements);
- 2) Black & white slick, separated camera ready art or black & white laser printout;
- 3) Film. 120 line screen on any halftone.

Note: Ads must be the correct dimensions.

Shipping Instructions: Ads should be sent to: IDPA TACTICAL JOURNAL, 2232 CR 719, Berryville, AR 72616

(NOTE: If you are sending ad copy close to the closing date deadline, please call Dru Nichols at 870-545-3833 or e-mail her at dru@idpa.com for shipping instructions.

Publisher/Editor: Joyce Wilson
Production Editor: Dru Nichols

Printing/Distribution: Print Group, Inc.
Advertising Sales: Robert Ray

Copyright © 2006 International Defensive Pistol Association, Inc.

2006 Smith & Wesson IDPA Winter Championship

by Robert Ray, A05118

It's cold up there, very cold. The people that put on the Smith & Wesson Winter Championship have the cure for that. One great, heart pumping, pulse racing, adrenalin dumping good time. The match comes around every year in February and if you have not made it, you are missing out on one of the best matches in the country.

The people at S&W have had a lot of practice putting on a major match. This year was the 9th Annual Smith & Wesson 2006 IDPA Winter Championship. As this is the 10th anniversary year for IDPA, they have been putting on matches since the very beginning. From the challenging and realistic courses of fire, the wonderful food, the chance to shoot S&W guns and the opportunity for a little Q and A session with a world renowned revolver shooter, everything that they do is first

class.

I flew into Hartford, CT and, after picking up the rental, a short drive up the interstate found me at the Smith & Wesson Shooting Sports Center in Springfield, MA. The range is easy to find and after confirming that I could find it in the morning, I headed off to the hotel. After checking in, I ran into some shooters from down around North Carolina. We



proceeded to do what shooters are best at; trading bull. After a few hours of that, I was relaxed and felt I was ready for the next day.

I was wrong. Very wrong. I got up feeling good; I got to the range feeling good. I even felt good when I pulled the trigger the first time. After that things started going down hill. I was not properly prepared for this match. The stages were great... I was just not great in them. If you wanted to do well in this match you really needed to be on top of your game. This is one of the most challenging matches that I

Continued on page 13

A man wearing a blue cap with "Team Springfield" on it, blue earmuffs, and a dark vest over a white shirt is shown in profile, aiming a handgun. The background is a blurred green wall.

HAVE YOU EVER WON

USPSA Nationals, the Bianchi Cup,
IDPA Nationals & the Single Stack
Classic... in the same year?

YOUR SPRINGFIELD HAS.

(Three times.)

In the history of practical shooting, no one has finished on top more than Rob Leatham. But if you want to come close, you can start where he does — with a Loaded Series Springfield Armory 1911. With dozens of manufacturers making a 1911, the world's best practical shooter can choose any one he wants. To learn why Rob Leatham chooses Springfield Armory, call 800-680-6866 or visit springfieldarmory.com



**SPRINGFIELD
ARMORY USA®**

Continued from page 11

have ever shot. I saw a post on one of the internet forums that said there should have been fire extinguishers on each bay



because of all the crashing and burning. But it was great. I had a fantastic time burning and everyone that I talked to had a great time regardless if they were doing well or not.

The SO's and staff did a wonderful job of putting together the stages of fire. They were challenging and the props were just plain awesome: **Stages 1 and 2** were on Bay 1. They were home invasion based scenarios with paneled walls with



pictures, windows and curtains, a bed, kitchen table, recliners, a TV and more. You shot through doorways, windows, hallways and at a variety of static, bobbing and swinging targets.

Stage 3 was called Deliverance and it was just unbelievable. You started kneeling next to a canoe holding its rope and a paddle. On signal you moved to cover behind a wood pile while engaging a "dog" and other threats. You then moved to the shed past the whisky still and engaged more threats inside the shack. The lighting on this stage was not low, but it was reduced.

Stage 4, 5 and 6 were on Bay 3 and consisted of: stage 4 was tactical



sequence on 6 targets in a shallow V formation. Oh yeah, all you had were head shots and it was limited Vickers. Stage 5 included dragging your gun out of a box; mags or speedloaders out of a bag; and then loading and shooting 4 targets, 3 times each. Last, but not least, stage 6 was a twist on the poker table scenario using a mover. All of these stages were also what I would call reduced lighting. A number of people let those head shots

Continued on page 14

Practice Makes Perfect



Doug Koenig
 11 Time Masters Champion
 7 Time Bianchi Cup Champion
 3 Time Steel Challenge Champion

Increase your practice and decrease your cost. Reload with the best — Starline Brass. With Starline, practice makes perfect “cents.”

This is a partial list. Call for a complete list of products and prices or check the website.



Order Factory Direct
 on-line at
www.starlinebrass.com
 or call 1-800-280-6660.

NEW * UNPRIMED BRASS			
CALIBER	250 PAK	500 PAK	1000 PAK
32 S&W LONG		\$56.00	\$100.00
32 H&R MAG		59.00	106.00
7.62 NAGANT	52.00	88.00	160.00
32-20		69.00	121.50
30 LUGER		66.00	118.00
7.62X25 TOKAREV		66.00	111.00
30 MAUSER		66.00	111.00
380 AUTO		47.50	86.50
9X21		55.50	96.00
9MM LARGO		57.50	96.00
9 SUPER COMP (9x23)		61.50	108.00
9MM MAKAROV		54.50	92.50
38 SUPER		53.50	92.00
38 SUPER+P		54.50	99.00
38 SUPER COMP		58.50	102.00
38 TJ		62.50	108.00
38 SHORT COLT		52.50	90.00
38 LONG COLT		53.50	91.00
38 S&W		54.50	93.00
357 MAG		51.50	88.50
357 SIG		65.00	107.00
41 COLT	112.00	199.00	376.00
40 S&W		57.00	99.00
10MM		61.00	106.00
40 SUPER		85.00	140.00
41 MAG		61.00	108.00
38-40	56.50	86.75	146.50
44-40	51.00	73.50	126.00
44 RUSSIAN		64.50	107.00
44 COLT		67.00	116.00
44 SPECIAL		61.50	109.00
44 MAG		61.50	109.00
45 G.A.P.		58.00	103.00
45 AUTO		58.00	103.00
45 AUTO+P		62.00	112.00
45 SUPER		73.00	129.00
460 ROWLAND		89.00	159.00
45 S&W SCHOFIELD		67.50	113.00
45 AUTO RIM		63.00	112.00
45 COLT		63.00	111.00
45 LONG COLT BLANK		N/A	113.00
454 CASULL	68.00	111.00	201.00
40-65	127.00	211.00	375.00
45-70	87.00	151.00	281.00
45-90 (2.4)	179.00	314.00	592.00
45-100 (2.6)	185.00	326.00	619.00
56-80 SPENCER (TAYLOR'S)	200.00	360.00	675.00
50-70 GOVT	210.00	375.00	705.00
50-90 SHARPS	260.00	470.00	890.00
50 AE		131.00	235.00
50 ALASKAN	195.00	350.00	660.00
50-110 WIN.	210.00	370.00	695.00
475 LINEBAUGH	92.50	165.00	315.00
500 LINEBAUGH	92.50	165.00	315.00
480 MAG	135.00	215.00	375.00
500 S&W MAG (F)	125.00	200.00	365.00

Prices include shipping and handling on brass only within the United States except Alaska and Hawaii. Add \$1.20 per \$100 up to \$300 and 40¢ per additional \$100 ordered for shipping insurance. Prices are subject to change without notice. TERMS: Payment must accompany order. VISA, MasterCard, Discover, American Express, cashier's check, money order, personal checks accepted. Orders subject to check clearance.



1300 W. Henry St.
 Sedalia, MO 65301

© 2005 Starline Brass, Inc.



Continued from page 13

get to them and went down in flames, including yours truly.

Stage 7 was shot in a very dark room using a flashlight on one string and nothing on the next. Add non-threats and a swinger and that really makes it tough.

The designer for **Stage 8** is just warped. Imagine sitting in a boat and shooting 3 steel plates then 6 threat targets while avoiding the 3 non-threats. Now imagine doing that in the dark with a flashlight (because the non-threats change for every shooter) and a motor that caused the boat to rock constantly. Tough, very tough, but a blast to shoot and if you did the math you realized that there was at least one reload for everybody. Glad I wasn't shooting a revolver.

On **Stage 9** you were a delivery driver for Fed-Up. You started seated in a

mocked up, life size delivery truck that included front windows, emergency flashers and a back end full of packages. On signal you moved to the doorway setting off a swinger and shooting down the side of the truck. Then a tight shot out the back window and last, another swinger and targets out the passenger side door.

Stage 10 was a bank holdup where you started with 6 rounds in your gun and engaged 2 targets with 3 each, moved to a door and picked up a fallen guard's gun (M&P40) and engaged 3 more targets.

Stage 11 had three strings. First, you shot a couple of targets out of the cab of a truck. String 2, you engaged 2 targets from low cover at the rear of the truck and string 3 was 2 more targets from around a barricade. All of this was shot from low light.

Continued on page 15

Continued from page 14

There is really so much more to the courses than what I have put down here. Unfortunately, I just do not have the space to go on. It would take all day. I will just say again, it was very challenging and I had a blast shooting them.

My thanks again for the SO's hard work and to the match director for such great stages and letting me shoot with you guys.

The rest of the week was filled with more shooting and more fun things to do. Thursday night, dinner was brought into the range for those who shot or were



there to sign in. When you signed in, each shooter received a great iShot bag, a long sleeve shirt, a coffee mug and a cool little S&W pocket knife. That evening S&W also provided you the opportunity to shoot their new products including the M&P40

pistol and rifle, the .500 Magnum, the .460XVP and several others. Cor-Bon provided the ammo. After you got your fill shooting, you could sit down in a question and answer seminar with Jerry Miculek.

Friday was more shooting and if you were not doing that, then you could take the

Continued on page 16

NOTICE

The editorial staff of the Tactical Journal is always interested in articles from the membership pertaining to IDPA, guns or other relevant topics. **Pictures with articles are encouraged and welcomed.**

Submission or editorial information should be sent to:

**IDPA HQ • Attn: T.J.
2232 CR 719 • Berryville, AR 72616
or
e-mail: dru@idpa.com**

Submissions can be sent as:

- #1 WORD Via e-mail**
- #2 Word on disc Via Snail mail.**

**Include high resolution photos too if possible
(COLOR Digital is preferred but B&W is OK).**

ForScore Match Scoring Software



Simple for non-geeks to use for club matches
Powerful enough that it was used for 7 state championship matches in 2005

Supports up to 16 stages, and virtually unlimited number of shooters
Each stage can have from 1 to 9 strings
Classifier is preconfigured, and automatically calculates new classifications
Automatically generate web results with linked sub-pages for Seniors, Ladies, PDF, etc.
This is dedicated, wizard-driven software - not a spreadsheet or database template
Multiple computers can be networked for data entry for large matches

Optional large match modules:

Barcode (scan a scoresheet label and go right to that shooter's data entry for that stage)
Event (match fees, T-shirt & meal requests, awards wizard, nametags, division champions, etc.)
Compare (dual data entry with error checking for each scoresheet)

Take the online tour and download the free demo at
www.beachbunnysoftware.com/idpa/
or phone Beach Bunny Software for info - (805) 542-9600



ing and the awards dinner and ceremony at the hotel. More excellent food and camaraderie made for a fitting end to the match. A ton of prizes, a slew of awards, a few speeches and all too soon we were

Continued from page 15

opportunity to tour the S&W plant. The tour is a real eye opener and a great way to see the past and future of this historic company. If you like history then Friday was the day for you. Besides the tour of the S&W plant, there was a cocktail party at the historic Springfield Armory. Great food and drinks combined with the chance to get a behind the scenes look at American history; what could be better? The weapons on display at the Armory were just spectacular.

Saturday was the last day of shoot-

done.

I know that I mentioned it earlier but I feel I have to say it again. There is so much more to this match than what I have been able to convey to you in this article. I could write more on all of the great things that went on there but I only have so much room. If you want to see some great video of this match, watch Jim Scoutten's Shooting USA later this year. They were there taping most of the match and I know that it will be a great episode.

I would like to thank the management of Smith & Wesson, Paul Pluff, Peg Cowell, Pete Goloski, Tom Gorden and all of the men and women that worked so hard to make this match successful. It was a wonderful match and I had a really great time. I hope that I will be able to return next year. If you can make the match, it would be one of the best matches you shoot all year. A word of warning though, this match filled up in just 3 days.



IDPA

Sport...Training...or Both

I have been shooting in IDPA matches for about 5 years now on a regular basis. In that time I have noticed that there are 3 general types of people at every match. You have the serious sporting type that are there to win and will analyze every stage before they shoot to determine every possible angle and means to give them the edge they need to win. Then you have those that compete against themselves and are out to simply become better shooters and maybe win their division now and again. Then you have the ones who see IDPA as a chance to get in some target practice while having a good time and meeting up with their buddies. None of these types are right, wrong or better than the others. It is simply a matter of each person having a different perspective on what they want to achieve. But there are two overriding factors in each and every match, regardless of your personal reason for being there: IDPA provides good training with good friends.

I personally always knew in the back of my mind that IDPA matches were a good source of training but I have never dwelled on the fact. Most of us only see classes dedicated to training, such as Thunder Ranch, true sources of training (something I have never personally done). But training is about repetition, muscle memory and doing the right thing enough times so that when your brain stops

Continued on page 22

WIN BIG

Sign up Today With Trijicon's Shooter Rewards Program.

Competitive shooters who are pre-registered, compete and WIN their matches while using any one of Trijicon's self-luminous aiming systems during USPSA, IDPA, or three gun shooting competitions are eligible to use Trijicon Shooter Rewards toward the purchase of future Trijicon products at a special price — thanks to Trijicon's **exclusive** Shooter Rewards Program.

Be sure to sign up with Trijicon's Shooter Rewards Program today and you, too, can WIN BIG! For details, application forms and a complete list of Trijicon awards and sanctioned events go to www.trijicon.com or contact Trijicon (248) 960-7700.

Brilliant Aiming Solutions™
www.trijicon.com

Trijicon, Inc. • 49385 Shafer Avenue • PO Box 930059 • Wixom, Michigan 48393-0059 U.S.A. • (248) 960-7700



PLATINUM SPONSOR



SILVER SPONSOR



Trijicon® Bright & Tough™
Night Sights



Trijicon ACOG®



Trijicon Compact ACOG®



Trijicon TriPower®



Trijicon Reflex™



Trijicon AccuPoint®

C-10H0306

2006 IDPA CHAMPIONSHIP ENTRY INFORMATION

September 20-24, CASA Range, Little Rock, AR

PLEASE READ CAREFULLY

Your application must be completed ENTIRELY and CORRECTLY in order to be processed.

Participants: Limited to 250 entries on a first come/first served basis. All applicants must be current IDPA members with a classification of Marksman or higher and have shot **TWO sanctioned IDPA** matches between June 1, 2005 and June 30, 2006.

Entries must be POSTMARKED (NOT RECEIVED) NO EARLIER than June 12, 2006. Fed Ex and UPS entries must sent no earlier than June 12 also. Any entries received prior to this date will be squadded after July 1, 2006 only if there are openings left. If you wish to be squadded with another person or persons, your applications and fees must be mailed together. We will not be able to change squadding once the match is full. We will make every attempt to place you in your first choice of shooting dates and squadding requests, however, we obviously cannot guarantee all requests.

Match Stages/ Round count: 15-18 stages/ 200 rounds minimum

Entry Fee: \$150 until July 1, 2006. \$170 after July 1, 2006. Includes the match and all festivities.

(NOTE: No match fee refunds will be made for any reason after September 1st.)

Events: Wednesday, September 20	7-9pm Competitor Sign-in/ Hospitality Room open
Thursday, September 21	7-9pm Competitor Sign-in/ Hospitality Room open
Friday, September 22	On your own
Saturday, September 23	6-10pm BBQ
Sunday, September 24	9am Awards Ceremony

(Events listed above are located at the Match Headquarters Hotel)

Location: Central Arkansas Shooters Association, Little Rock, Arkansas
www.casarange.com

Match Headquarters Hotel: Holiday Inn Select, 201 South Shackleford, Little Rock, AR 72211 Phone: 1-866-AROOM4U (276-6648)

Match Director: John May

2006 IDPA CHAMPIONSHIP ENTRY FORM

September 20 - 24, CASA Range, Little Rock, Arkansas

PLEASE NOTE: Due to the large number of entries, your entry form must be completed **ENTIRELY AND CORRECTLY** or it will not be accepted, even if sent with a group. **NO EXCEPTIONS.** So please check thoroughly before mailing.

NAME _____ MEMBER # _____

ADDRESS _____

CITY _____ STATE _____ ZIP _____

PHONE # _____ E-MAIL: _____

By applying for entry into the IDPA National Championship, I hereby irrevocably consent to and authorize the use and reproduction by the International Defensive Pistol Association (IDPA), or anyone authorized by IDPA, of any and all photographs which IDPA has taken during the IDPA National Championship and all associated functions of me, negative or positive, for any purpose whatsoever, without any compensation to me. All negatives and positives together with all prints shall constitute IDPA's property, solely and completely. And/or I hereby give my consent for IDPA to use any written quote I have given IDPA and/or my name and title in any and all of IDPA's advertising, magazines, catalog (whether printed or website) and etc. without any compensation to me.

SHOOTING DATE: There is no guarantee that you will receive your first choice, nor is there an option to shoot the entire match on Friday or Saturday. **Making the same choice for both could mean that you won't be able to get a slot.** (Circle either "Thursday" or "Friday/Saturday" for each choice only)

DIVISION:
_____ Custom Defensive Pistol
_____ Enhanced Service Pistol
_____ Stock Service Pistol
_____ Enhanced Service Revolver
_____ Stock Service Revolver

First Choice:	Thursday	Friday/Saturday
Second Choice:	Thursday	Friday/Saturday

SUB-DIVISION:	
_____ Distinguished Senior (65+)	
_____ Senior (50 - 64)	_____ Lady
_____ Law Enforcement	_____ Press
_____ International	_____ Military
_____ Gun Industry	_____ Junior (12 - 18)

CLASSIFICATION:
_____ MA
_____ EX
_____ SS
_____ MM

Sanctioned matches shot between June 1, 2005 and June 30, 2006:

Include copy of scoresheet as proof. Without proof, your entry is considered incomplete and will not be accepted. Please include two matches only.

NUMBER ATTENDING Bar-B-Que Saturday evening: _____

One lunch is included in your entry fee. Please designate which day you will be eating lunch at the range. (Circle 1 only):	<i>Shooter Entry</i>	\$150.00
Thursday Friday Saturday	<i>Additional Lunches @ \$6 each</i>	
	<i>Thursday</i> _____ x \$6	_____
	<i>Friday</i> _____ x \$6	_____
	<i>Saturday</i> _____ x \$6	_____
Additional Lunches are available for purchase at \$6 each.	<i>Total Amount</i>	_____

ENTRY FEE: \$150.00 until July 1st, \$170.00 after July 1st. Event is strictly limited to 250 competitors. (NOTE: No match fee refunds will be made for any reason after September 1st.)

MAIL ENTRIES TO: IDPA CHAMPIONSHIP, 2232 CR 719, Berryville, AR 72616

SAFETY OFFICER APPLICATION
2006 IDPA CHAMPIONSHIP
September 20 - 24, CASA Range, Little Rock, Arkansas

PLEASE NOTE: You must complete the regular entry form in order to shoot this match.
Any application received without the regular entry will not be accepted.

NAME _____ MEMBER # _____

ADDRESS _____

CITY _____ STATE _____ ZIP _____

PHONE # _____ E-MAIL _____

SAFETY OFFICER TRAINING CLASS DATE: _____

GIVEN BY: _____

YEARS OF COMPETITIVE SHOOTING: _____

YEAR/S PREVIOUSLY WORKED CHAMPIONSHIP: 99 00 01 02 03 04 05
(Circle all that apply)

HAVE ORGANIZED OR SO'd STATE LEVEL MATCHES: YES NO
(Circle one)

HAVE ORGANIZED OR SO'd CLUB LEVEL MATCHES: YES NO
(Circle one)

GENERAL ITINERARY FOR SAFETY OFFICERS:

Wednesday	September 20	Safety Officers Shoot Match
Thursday	September 21	Work Match
Friday	September 22	Work Match
Saturday	September 23	Work Match

Waller® & Son Inc.

“The Original”

The
New Waller®
Shooters Vest
Colors:
Khaki or Stone
\$53.00



Waller®
Range Bag
Colors:
Blk, Grey, Navy,
Dark Green or Red
\$151.00

See the details on our website at: www.wallerandson.com

1-800-874-2247

Continued from page 17

working reflexes take over and get the job done. IDPA does just that and we are normally not even aware that it is happening. Well, in a recent match this concept was driven home to me in a manner I never wish to repeat. Although it is very embarrassing now, I am going to tell you this story in the hopes that you will see the value of IDPA as a training tool.

One of the first rules you learn when handling firearms is that you never point a gun at anything you do not intend to kill. One of the first IDPA lessons you learn is that when you engage multiple targets, your eyes move to the next target first followed by your body then your gun. These two things kept a very bad mistake from becoming a fatal mistake. Knowing this, here is what happened as I can recall it now. We had a stage where you engaged two targets while retreating then had to rotate 180 degrees to your right (downrange) and engage T3 while retreating. Sound simple enough? I thought so too. First two targets I engaged, no problem. My eyes began moving to my third target and my left foot started moving my body when I caught sight of a living breathing person. Fear does not begin to describe the feeling that raced through my body. I was getting ready to point my gun at a target I had no intention of even seeing, never mind killing. My blood ran cold, my legs gave out beneath me and I thought I was going to toss my cookies. I had never experienced seeing a person while I was handling a loaded gun and it scared the living daylights out of me. But this is the important part, as I made eye contact with this person, I thankfully can still call my friend, my brain shut down from fear but the training kicked in. In a split second that I can not even recall, my finger came off the trigger and outside

the trigger guard and I rotated 100+ degrees to my right facing straight back down range before my legs gave out beneath me. The reality of what I had almost done had me shaking so hard I had to get the safety officer to take my gun and make it safe (thank you Rodney). All I could think was that I almost shot a friend of mine because of a stupid mistake.

Now I bet you are saying, OK I can see the training in this but what do good friends have to do with it? Well, the range officer and match director got me off the berm to a picnic table to sit down. In my mind, all I could think was I almost shot someone. I have no business carrying or handling a gun. All I could see was what almost happened and the guilt was tearing me up. Robert, Gary, Sandy, Tony and Tim (the friend my eyes saw first) all stood by while I shook from head to toe with guilt, fear and whatever word you can find that could come close to describing how I was feeling at that moment. Each of them reminded me that what could have happened didn't because I did the right thing. My gun never made it to the position my eyes did. My friend was never in danger because my training kicked in and I reacted correctly even though my brain completely short-circuited. What is most

Continued on page 23



Let's make 2006 your most successful shooting season ever. How? Order your copy of "The Shooter's Approach TO Practice" by Sam Conway and improve your shooting skills in the following areas: Draw, reload, fixing malfunctions, target transition, and movement. Than order your copy of "The Shooter's Organizer" and have all of your shooting information in one location. In the "Organizer" you get: Trip Planner, Trip Record of Expenses, Monthly Calendar with notes, weekly lay out and much, much more.



**Talon Publishing
P.O. Box 831
Brunswick GA 31525**

"The Shooters Approach To Practice" \$19.95 + \$3.95 s&h

"The Shooter's Organizer" \$17.95+ \$3.95 s&h

**Order online at
www.shootersorganizer.com**

We accept ALL major credit cards!

Continued from page 22

important is what did happen NOT what could have happened. I kept my gun safe and stopped the motion of my body as soon as I recognized the error. If I had still been new to this sport I could easily see that shock of seeing a person causing me to jerk and possibly pull the trigger putting countless innocent bystanders at risk. I am so grateful that all that safety stuff, which seems to get annoying, was drilled into my head because I know nothing else was working up there at that moment.

At this point, about an hour after the fact, I am starting to feel a little better. The shake is settling down and it dawns on me, if this had been a real life situation and I had this reaction at seeing a live person in my sights, how could I possibly defend myself? Would my gun become a weapon against me because I do not have what it takes to point a gun at a human being? Friends to the rescue again. They were there to remind me that my reaction was to having my gun drawn with the expectation of shooting at a piece of paper and seeing, instead, a human being. If this were real I would have had the human being in my sights first and made the conscious decision that I needed to defend my life or the life of another before the gun ever left my holster. A different situation all together. My training was good (thanks to IDPA). My friends were there to support me (thank you all). My reaction was correct. Terrifying, but correct none the less.

This was a lesson I never care to repeat but thanks to the support of my friends I can see the positive that has come from it. I have been to the range since then and those first couple magazines I still shook like a child coming out of a haunted house but I have gotten back on that horse. I will never take for granted the training that I receive from IDPA at each and every match I go to. I will never pick on the SO's for their never-ending safety babble that you get so tired of hearing. That repetition is what caused me to react in a safe manner during a very big mistake. The training I received from IPDA kept my mistake from being potentially deadly and the support of my friends kept me from hanging up my gun. Life for me will never be the same and I do not expect you to understand that unless you have faced a similar situation. I have more respect now for those in the armed forces that protect our freedoms and have actually had to look in the eyes of a person and pull the trigger. I know what seeing a person in your sights feels like and it is not good, to have to follow through must be unbearably difficult. If you take nothing else from my experience please remember to respect your firearm for the tool that it is and take your training (in any form that it may come) seriously. If you are sloppy and careless in your training when your brain shuts down you will be sloppy and careless in your reflexive actions and that could be a costly mistake.

by: Charlene Rogers
A10417

Don't SWEAT IT

Only \$14.95 Per Pair
Plus SH www.muffswears.com



JR'S HEARING MUFF SWEATS

- » Fits Most hearing muffs
- » Easy to install - Easy to remove
- » Absorbs perspiration
- » Durable cotton/polyester blend
- » Machine Washable
- » Helps prevent ear fatigue
- » Helps prevent spread of infection
- » Made in USA

The Tactical Advantage

By: Robert Ray

Smith & Wesson M&P40

I just want to start this article by saying that I shoot single stack 1911's mostly... sometimes a Kahr, but it's still a single stack. I guess I have something against double stack guns. They have just never felt quite right in my hand. That's just me. But now I find that I have to re-adjust my thinking. There is a new player in the double stack market and I think I'm just going to have to buy one. I think you are going to want one too.

The Smith & Wesson M&P has a long and well respected history. Built in 1899, the original .38 M&P revolver (now known as the Model 10) has seen service all over the world. In some places it is still in service today. I think that the new M&P40 will provide that same multi-generational service.

The M&P40 is a black Zytel polymer framed gun with a stainless steel slide/barrel and structural components. The slide and barrel are finished in a black Melonite® with a surface hardness of 68HRc. You can also spell that as



“tough”. The rear sight is a steel Novak® Lo-Mount Carry with a steel ramp dovetail front sight. Tritium night sights are also available. The gun holds 15+1 .40S&W rounds and is listed at 24.25 oz empty with no mag. All of that is a great start but now we are getting to where the M&P really starts to come alive.

The M&P comes standard with (3) interchangeable palmswell grip sizes.

This innovative feature means no more settling for a gun that feels close to what you want in your hand. Now you have the option of changing the palmswell to make the gun fit your

grip, rather than trying to change your grip to fit the gun. Most shooters will agree that how comfortable the gun feels in your hand is one of the most important aspects of choosing a weapon for carry or competition. The next is reliability. The M&P also has that in



Continued on page 25

Continued from page 24

spades. The gun that we used for this article now has 500 rounds through it and not one single malfunction of any kind. That number is for the gun straight out of the box and has not been cleaned yet. I want to add that almost all of those rounds are match rounds which means a little dirtier, dustier, tougher environment than just static line shooting, (more on that in a moment).

All of that combined with an ambidextrous slide stop, a reversible mag catch, a loaded chamber indicator, a universal light rail and the ability to disassemble the gun with out pressing the trigger, makes for an impressive package.

OK, so now you have all that info but what does it mean? I mean really, you could have gotten most of that off of the S&W website. Well, remember that I said that most of the rounds through the gun were match rounds. That's because I received the M&P40 right before the Mountain Valley Regional IDPA match. Up till this point, I had only put a couple of rounds through one at the S&W indoor match in February. Not much time to get used to a gun with a totally different trigger from my 1911.

I received the gun on Tuesday. I fired my first 50 rounds on Thursday and

another 50 on Friday. Saturday, I shot the match. From the moment I picked it up, the gun performed flawlessly. I wish I could say the same for myself. The only malfunctions that I have had were in my head, but that is not really that unusual. I was 57 points down for the match and half of that was on one stage because I put two on each target instead of the

Continued on page 26



targetbarn.com

Phone: 419-829-2242

Fax: 419-829-2107

Quality Bag – Great Price!

Target Barn Professional Range Bag

- ◆ New larger size 16-1/2" x 11" x 14-1/2"
- ◆ Now available in 5 colors: black, red, navy blue, hunter green & royal blue
- ◆ Padded pistol sleeve and brass pouch included
- ◆ Personalized with your name embroidered on the bag

NEW



\$72.95

See website for details.

Visit our new website for monthly specials!

www.targetbarn.com

**NOW
IN
STOCK**

GLOCK parts and accessories from many different quality companies.

Hi-Cap magazines, holsters, sights, grips, 3-1/2# trigger connectors, magazine extensions, etc.

Your supplier for electronic shooting products

Timers, Chronographs, Horns, Display Boards, Electronic Ear Muffs, from Competitive Edge Dynamics, Competition Electronics, R.U. Ready Electronics & Dillon Precision.

Your full-line, full-time target supplier!

Serving Shooters for 24 Years

PO Box 352454, Toledo, Ohio 43635-2454
We Accept MasterCard, VISA & COD



Continued from page 25

required three. That cost me 2 places. I still came in 7th out of 16. I count that as good considering that I only received the gun 4 days before the match.

The overall contours of the grip made the gun feel very comfortable in the hand and very natural feeling. It started out pointing slightly high but barely enough

to notice. After a small amount of draw work it was dead on. I found after a little experimenting that the mid-sized palm-swell worked best for me. The controls were well laid out and easy to find under match conditions. The slide catch was easy to locate but a little difficult to drop the slide on a slide lock reload. Part of that I can attribute to being used to the more ledge like slide release on my 1911. The magazine release was easy to use and quickly ejected the empty mag from the gun when pressed. Mag changes were very easy and fast. I shoot mostly single stack guns with and without mag wells but reloading that double stack was a dream. That opening looks like a train tunnel and seems to just suck the mag right into it.

The rear sight was nicely rounded off, providing for a smooth, snag free draw

from under a vest. The three dot sight arrangement was clear and fast to pick up. Target acquisition was likewise fast and made for quick transitions between targets. The gun is balanced well and that also helps make for fast target transitions. I used Chris Stewart's Ready Tactical products and they made for a very clean draw and reload. I was very happy with presentation out of the holster. Again, the gun came naturally into my hand and required very little change for me from my 1911.

Continued on page 30

Shoot More. Pay Less!

AMMO
Direct
.com

- * Reloading Supplies
- * Bullets by Tennessee Valley and Rainier Ballistics
- * New Brass by PMC and Starline
- * Reloaded and New Ammunition

Visit us on the web
www.ammodirect.com
or call toll free
1.877.266.6347

Quality Ammo and Supplies at Wholesale Prices!

IDPA Pro Shop Order Form

Company and/or Name: _____ IDPA #: _____

Address: _____

City: _____ State: _____ Zip: _____

Daytime Phone: _____ Order Date: _____

Credit Card: _____ Expiration Date: _____

Item #	Item	Description	Size or Amount	Price	Quantity	Extended Price
DPT	Official IDPA Targets	Cardboard Targets. 50 per box.	1 - 4 boxes, ea.	\$27.50		
			5 or more boxes, ea.	\$25.50		
PPT	Paper Practice Targets	Paper Targets. 100 per box.		\$33.00		
TPT	Target Pasting Tape	Natural Cardboard Color.	60 yd. Roll	\$1.95		
TPP	Target Pastors	Natural Cardboard Color.	1000 per box	\$2.95		
C	IDPA Ball Caps	Embroidered. 3" crown. Specify blue, green, khaki or white.		\$9.95		
C	IDPA Ball Caps	Embroidered. Solid back, plastic snap. Specify maroon, tan, navy or dark green.		\$6.95		
C	Summer Mesh Cap	Embroidered. Specify light gray or tan.		\$6.95		
CSO	Safety Officer Cap	Embroidered. Red.		\$9.95		
CSOM	Safety Officer Caps	Embroidered. Red with mesh back.		\$9.95		
T	IDPA T-Shirt	Embroidered T-shirt. Specify cardinal, green, navy or natural.	M, L or XL	\$17.95		
			XXL	\$19.95		
H	IDPA Henley Shirt	Embroidered 3-button t-shirt. Natural.	M, L or XL	\$21.95		
			XXL	\$23.95		
P	IDPA Polo Shirt	Embroidered Polo Style. Short Sleeve. Specify grey, natural, navy or green.	M, L or XL	\$19.95		
			XXL	\$22.95		
M	IDPA Mock Turtleneck	Embroidered cotton. Specify natural or navy.	M, L or XL	\$21.95		
			XXL	\$23.95		
HP	Hat Pin	Antique Silver Finish		\$2.95		
EP	Embroidered Patch	May be sewn or pressed on Shipping is \$1 for every 10 patches		\$2.00		
WD	IDPA Window Decal	Four Color Decal Shipping is \$1 for every 10 decals.		\$1.00		

Item #	Item	Description	Size or Amount	Price	Quantity	Extended Price
CIT	Columbia Invitational VCR Tape	Tournament and Conference. 90 minute VCR tape. Great for recruiting.		\$19.95		
VCT	Official Vickers Count Timer	Pro-Timer IV SUPER that computes Vickers Count Final Score. Manufacturer guarantee.		\$199.95		
AG1	IDPA 1911 AlumaGrips	Aluminum grips with IDPA logo. Specify right or left handed; type of safety; if magwell is present. Made by AlumaGrips.	lightweight or standard	\$67.50		
05RB	2005 Shooter's Range Bag	2005 Commemorative Shooter's Bag Overall size; 14.5" (L) x 4" (W) x 9.5" (H); 3 Pockets; Padded Brass Bag, (inside side pocket) snaps onto Key Ring Holder; Padded Pistol & Magazine Pouches, 2 pistols & 10 magazines		\$50.00		
CH	Championship Cap	2005 Championship Cap		\$10.00		
CP	Championship Shirt	2005 Championship Polo Shirt	M, L, or XL	\$25.00		
			XXL	\$30.00		
RUG	IDPA Gun Cleaning Rug	Easy to clean and care for; just throw it in the washer. Great for protecting furniture from solvents and soil.		\$23.00		
PI	Personal Illuminator System	Has IDPA 10th Anniversary Logo on back		\$12.00		
XB	Tactical Flashlight 1000XB	70 Lumen Output; Push button on; Laser Engraved with IDPA 10th Anniversary Logo		\$40.00		
ES	"Elite" Series S/S Shirt	Specify with or without Logo. Specify Khaki or Sage	M, L, XL, or XXL	\$47.00		
EV	"Elite" Series Vest	Specify with or without Logo. Specify Khaki or Black.	M, L, XL, or XXL	\$70.00		

Prices subject to change.

Subtotal: _____

Shipping:

There is no shipping for IDPA 1911 AlumaGrips. Cardboard and paper targets are shipped by FedEx unless otherwise requested. Please call or email IDPA HQ for exact shipping cost. Shipping for patches and decals is \$1 for 10. Shipping for all other items is \$6 for the first item and \$0.50 for each additional item. For orders outside the USA, call, fax or email HQ for shipping cost.

(AR residents add 7.125%) Tax: _____

Shipping: _____

Total: _____

To order, you can call, email, fax or mail IDPA at:
 IDPA
 2232 CR 719
 Berryville, AR 72616
 Phone: 870-545-3886
 Fax: 870-545-3894
 info@idpa.com
 www.idpa.com

For Closeout and Discontinued Items, please go to www.idpa.com


HOT NEW ITEMS FOR THE I



Personal Illuminator System
Standard with Shown Attachments
Contact On and Flashing Mode

I
D
P
A
P
R
O
S
H
O
P

Tactical Flashlight 1000XB
70 Lumen Output
Push Button On
Momentary/Constant
Laser Engraved with
IDPA 10th Anniversary Logo




"Elite" Series S/S Shirt
5.5 oz. 100% Cotton Poplin
DuPont Teflon® Fabric Protector
UPF (Ultraviolet Protection Factor) 30
3 Piece Ventilated Back with
Polyester Mesh beneath top half
2 Large Zippered Pockets behind
Chest Pockets
Available in Sage and Khaki with
or without IDPA 10th Logo



"Elite" Series Vest
DuPont Teflon® Fabric Protector
UPF (Ultraviolet Protection Factor) 30
Padded Collar for overall comfort
Available in Khaki and Black with
or without IDPA 10th Logo

**New Products
coming this May!**

For more information,
please go to
www.idpa.com





took a little concentration on my part to keep them both in the zero. When I let that concentration slide a little, my shots opened up. The fact that it took so little concentration on the difference between what I am used to and the M&P was very impressive.

I have since shot a local club match and my performance has continued to improve, even

Continued from page 26

The only thing that took a little getting used to was the feel of the trigger. The trigger is two stage with about 5/8' of take up followed by a 1/4 inch of smooth pressure till the shot broke. This made for a nice 6.5 pound trigger pull. It felt pretty good out of the box but way different from what I am used to. When I first started working with live ammo, I found myself pulling my second shot on a double tap low. On day two, I was able to close most of them up into the zero. It

though I still have not done any practicing with the gun. After I shot, I traded gear with last year's national match director, John May, and we reshot the match. Till then, John had never fired the M&P and he went on to do really well with it (read as "kicked my behind"). After shooting, John commented on how easy it was to shoot and how comfortable it felt in his hand. I have let a number of other people shoot a few rounds through it after the matches and all of them have had similar good things to say.

I highly recommend taking a look at one of these guns. I think that you will be just as impressed with them as I was. I think this will be the hot new gun for Stock Service Pistol Division. Check them out at you local favorite gun store or online at www.smith-wesson.com.

Smith & Wesson
2100 Roosevelt Avenue
Springfield, MA 01104
1-800-331-0852



Continued on page 32

UPCOMING MAJOR MATCHES

May 6, 2006

2006 Gold Country Classic

Sloughhouse, CA
John T. Mercurio
916-496-1455 h & w
jmerc1343@yahoo.com

Wayne K. Johnson
916-424-5259 h
waynejohnson@juno.com
www.sdps-idpa.org

May 6 - 7, 2006

2006 North East Championship

Groton, NY
Gerry Seamans
607-753-3905 h
gbcustom@mail.odessey.net
www.cortlandpistolclub.com

May 13, 2006

2006 TX Regional Spring Championship

Eagle Lake, TX
Kurt Welgehausen
713-523-6366 h
713-523-6366 w
kwel@tdpsa.org
Frank Lynn
713-876-4159 h
713-983-8472 w
713-896-9868 fax
flynn@houston.rr.com
www.tdpsa.org

May 20 - 21, 2006

1st Great Lakes Regional Championship

Munger, MI
Gary Cuttitta
989-846-4473 h
989-928-2796 cell

cheetahs@hotmail.com

Barb Hellner

989-686-6223 h

800-562-1918 w

thetabear@att.net

www.linwoodbaysportsmans.com

May 21, 2006

2006 IL State IDPA Championship

Havana, IL
Tom Skuse
309-647-6637 h
309-645-5326 w
309-647-8983 fax
tomskuse@starband.net
Jon Poler
309-543-2856 h & w
polbear@grics.net

Continued on page 33

STI INTERNATIONAL

THE CONTINUING EVOLUTION OF THE 1911

STI ADJUSTABLE REAR SIGHT (FIXED AVAILABLE)

BARSTOCK 5" SLIDE WITH FRONT AND REAR SERRATIONS

1911 GOVERNMENT FRAME WITH STIPPLED FRONT STRAP

MATCH GRADE STAINLESS STEEL BUSHING BARREL

STI'S TOP SELLING 1911 SINGLE STACK MODEL READY FOR IPDA COMPETITION

STI TACTICAL ADJUSTABLE REAR SIGHT (T.A.S.)

BARSTOCK 5" SLIDE WITH REAR CLASSIC SERRATIONS

AMBIDEXTROUS THUMB SAFETY

1911 FORGED FRAME WITH CHECKERED FRONT STRAP

MATCH GRADE STAINLESS STEEL BUSHING BARREL

FLAT TOP SLIDE WITH DIAMOND LPI AND MASTER LINE ON BOTH SIDES COMPLETE PISTOL IS (P.V.D.) BLACK ION BOND COATED

STI TACTICAL ADJUSTABLE REAR SIGHT (T.A.S.)

BARSTOCK STAINLESS SLIDE WITH FRONT AND REAR SERRATIONS

1911 GOVERNMENT FRAME WITH STIPPLED FRONT STRAP

MATCH GRADE STAINLESS STEEL BUSHING BARREL

NEW STAINLESS STEEL MODEL CLASSIC 5" FLAT TOP SLIDE CUSTOM WALNUT GRIPS T.A.S. REAR SIGHT

STI ADJUSTABLE REAR SIGHT (FIXED AVAILABLE)

BARSTOCK 5" SLIDE WITH FRONT AND REAR SERRATIONS

AMBIDEXTROUS THUMB SAFETY

2011 MODULAR FRAME WITH POLYMER DOUBLE STACK GRIP

MATCH GRADE STAINLESS STEEL BUSHING BARREL

THE ULTIMATE PISTOL FOR COMPETITIONS IN BOTH IDPA E.S.P. DIVISION & USPSA LIMITED DIVISION

WWW.STIGUNS.COM

PHONE: 512-819-0656 FAX: 512-819-0465 EMAIL: SALES@STIGUNS.COM

CALL FOR 2006 CATALOG

Continued from page 30

Ready Tactical Products

You may have noticed that I mentioned that the holster and gear I was using came from Chris Stewart's Ready Tactical Products. After getting the gun coming this way and deciding that I wanted to shoot it in a match, the next thing I knew I needed would be gear. Nowadays, when I think of kydex holsters, I think Ready Tac.

Chris is one of the best guys that you will ever meet and he builds great products. His line covers all of the most common models out there; Glocks, Sigs, revolvers and 1911 variants. They also come in a variety of cants and colors. He also makes them for you lefties out there. He



also has a specially designed holster to fit the ladies. One of the many great things about Chris is he will custom bend a holster for anybody. If you have something a little odd or hard to find a holster for,

call Chris. In this case, the M&P is so new that a lot of holster makers are just now getting their product on line for it. I called Chris up and next thing I knew the holster was here in my hand.

The holster I used is a straight drop right side belt model with matching mag pouches. It has a clean look and fits tight to the body. It also retains a gun very well without sacrificing draw speed. The front edge of the holster has a molded in sight track that helps make for a drag free draw. The back edge is secured with two Chicago
Continued on page 34



Precision Delta®

Bullets & Ammunition

Bullet Type	2000 to 4,000 Bullets	6,000 to 8,000 Bullets	10,000 to 30,000 Bullets	1,000 rd cs Remanufactured Ammunition	
9mm (.355)	115 gr. FMJ	\$ 45.50	\$ 43.50	\$ 41.50	\$ 125.71
	124 gr. FMJ	\$ 46.00	\$ 44.00	\$ 42.00	\$ 127.93
	147 gr. FMJ	\$ 55.00	\$ 53.00	\$ 51.00	\$ 137.92
	147 gr. FMJ-TC	\$ 55.00	\$ 53.00	\$ 51.00	Not Avail.
40 S&W (.400)	165 gr. FMJ	\$ 68.00	\$ 66.00	\$ 64.00	\$ 143.47
	180 gr. FMJ	\$ 70.00	\$ 68.00	\$ 66.00	\$ 144.58
	180 gr. FMJ Major				\$ 146.80
	180 gr. FMJ Long				\$ 150.13
45 Auto (.451)	200 gr. FMJ	\$ 75.00	\$ 73.00	\$ 71.00	Not Avail.
	185 gr. LHP	\$ 51.00	\$ 49.00	\$ 47.00	Not Avail.
	200 gr. LSWC	\$ 52.00	\$ 50.00	\$ 48.00	Not Avail.
	230 gr. FMJ	\$ 82.00	\$ 80.00	\$ 78.00	\$ 197.58

*FREE Shipping on Bullets ONLY * Prices subject to change w/out notice
 New Ammunition and Brass Exchange prices on Remanufactured also available.
 Call for 32,000+ Bullet Prices and price breaks on ammo.*

ORDER ONLINE www.precisiondelta.com

PO Box 128 * Ruleville, MS 38771
 662-756-2810 * 800-337-3621

MORE UPCOMING MAJOR MATCHES

May 27, 2006

Southern Regional Championship

Manchester, TN

Kurt Glick

931-455-7056 h

931-455-1121 w

931-454-1767 fax

kglick@tullahoma-tn.com

Tom Foster

931-596-1855 h

www.midtnshooters.com

June 3, 2006

2006 TX State IDPA Championship

Friendswood, TX

Charles Cotton

281-482-1701 h

charles@cottonfamily.com

Marc Gentine

281-992-2779 h

281-992-2779 w

marc@texasshooting.com

www.cottonfamily.com/psc-idpa

June 3 - 4, 2006

Carolina Cup

Oxford, NC

Frank Glover

919-693-6313 h

919-691-7686 w

therange@gloryroad.net

June 10, 2006

AR State IDPA Match

Berryville, AR

Neal Spittler

417-779-2324 h

chrisneal@peoplepc.com

Marvelle Stines

870-545-3819 h

870-545-3400 w

870-545-3819 fax

marvelle@bscsystems.com

www.acpl.net

June 24 - 25, 2006

FL 2006 Indoor Championship

Leesburg, FL

Lance Biddle

352-787-0429 h

onthebeep@yahoo.com

fla-idpa.odpursuits.com

June 24 - 25, 2006

2006 IDPA MA State Championship

Dartmouth, MA

David Bold

508-984-9589 h

508-984-9589 w

filthydave@hotmail.com

www.rodgun-nb.org

July 15, 2006

North TX Regional

McKinney, TX

Continued on page 35

SAFEVISION



Prescription Shooting Glasses wrap-around styles

Single vision, bifocal and
progressive lenses available.

visit www.safevision.net/shooting

All tints and coatings available:
polarized sunglasses,
transitions™,
antiglare coating



We specialize in hard-to-make prescriptions!

SafeVision LLC (888) 254-7406
www.safevision.net/shooting

SECTION8 tactical

Designed for competitive shooting
and low light operations

The Ultimate Retention Device



FAST transitions and
FULLY SECURE retention.
3 finger sizing rings.
Fits most brands of lights.
Did we mention **FAST**?



Attaches and
removes in
seconds

Patent Pending
© SECTION8tactical, Inc.

Watch the video at www.section8tactical.com

great choice for concealed carry or competition. The same great qualities I have mentioned about the holsters also apply to his mag pouches.

Just one more thing about Chris; I mentioned he is a great guy and I want to leave you with an example of the kind of person he is. At last year's Nationals, there were a number of people that showed up with illegal holsters. As those people were found, they were told to change holsters or they were done. It was amazing the number that had a legal holster in their bag, but there were quite a few that did not.

Chris had a table at the match and the match director sent them up to see him. Chris could have sold them a new holster; he didn't. He asked to see what they had. When presented with the competitors holster 99% of the time he was able to say "I can fix that". A little work (sometimes a lot) with a heat gun and it was fixed. When asked "what do I owe you" Chris always said "Nothing, have a great match". I don't know about you but that is the kind of person I want to do business with.

For more information about Ready Tactical Products you can check them out online at www.pistolpacking.com or Ready Tactical Products
1604 Saginaw Ln. SW
Decatur, AL 35603
Ph. (256)-350-4247
info@pistolpacking.com

Continued from page 32

screws that allow you to adjust the tension on the gun. I found mine to be perfect straight from Chris, but you have the choice of changing it. The screws are



also covered for a cleaner snag free look and feel. Because it's kydex, reholstering is a snap and I mean that. When you holster your gun you can almost feel it "snapping" into place. That security of knowing the gun is going to stay where you put it and the ease of draw makes Ready Tactical products a

MORE UPCOMING MAJOR MATCHES

Cody Ray
972-783-0683 h
214-232-8267 w
972-783-8035 fax
delta1cody@comcast.net
Lee Neel
217-789-2493 h
214-789-2493 w
lee.neel@comcast.net
www.ccidpa.org

July 21 - 22, 2006

PA State IDPA Championship

Guthesville, PA
Ted Murphy
610-583-5400 h & w
ted@eastontacticalops.com
www.pa-idpa.com

July 22 - 23, 2006

2006 IDPA Africa Championship

Preoria, RSA
Adrian Rosslee
27-084-606-3647 w
086-679-1712 fax
adrian@tacticaldefense.co.za
Deon Storm
deonstorm@muob.co.za

August 5 - 6, 2006

Summer Sizzler

Manchester, TN
Kurt Glick
931-455-7056 h
931-455-1121 w
931-454-1767 fax
kglick@tullahoma-tn.com
Tom Foster
931-596-1855 h
www.midtnshooters.com

August 19, 2006

George Norton Memorial Charity Match

North Jackson, OH
Skip Fynes
330-651-0279 h & w
Butch Dopirak
330-538-2285 h
330-360-2499 w
tacticalpriority@aol.com
www.yrpc.org

September 16 - 17, 2006

MI State IDPA Match

Romulus, MI
Jack Allen
734-434-8400 h
734-547-2663 w
734-434-2049 fax
bailagents@aol.com
Karl Andrews
734-481-0686 h
734-645-2655 w
www.raccoonhunters.org

September 17, 2006

2006 Midwest Fall Regional IDPA Championship

Havana, IL
Tom Skuse
309-647-6637 h
309-645-5326 w
309-647-8983 fax
tomskuse@starband.net
Jon Poler
309-543-2856 h
309-256-7857 w
polbear@grics.net

Continued on page 36

MORE UPCOMING MAJOR MATCHES

September 20 - 24, 2006

2006 IDPA National Championship

CASA

Little Rock, AR

870-545-3886

870-545-3894

info@idpa.com

www.idpa.com

September 29 - 30, 2006

Aim For A Cure II

Anniston, AL

Randy Bright

256-283-9379 h

September 30 - October 1, 2006

CT State Championship

East Granby, CT

Harry L. Simonsen

860-257-0136 h & w

hsimonsen@downzero.com

Craig Buckland

413-258-4499 h

203-506-0324 w

craig_buckland@gillette.com

www.downzero.com

October 7, 2006

NC IDPA State Championship

Boone, NC

Robert Niemi

828-446-8778 h & w

celticmith@yahoo.com

Gary Hoyle

828-963-6307 h

gary@wgc-idpa.org

www.wgc-idpa.org

Continued on page 37



Critical Reaction Training, Inc.

"Survival Through Advanced Training and Instinctive Reaction"™

World Class Instruction Brought to The Mid West...For You

Office/Fax: 262-677-4000

Cell: 262-770-2958

2006 Training Classes

Massad Ayoub

Lethal Force Institute Courses

First IDPA 5 Gun Master

JUDICIOUS USE OF DEADLY FORCE

Fall, 2006 in Wayne, MI

STRESSFIRE HANDGUN COURSE

June, July, August & Sept in Albion, MI

(These 2 courses combined give the LFI-1 certificate)

CRT Courses

ALTERNATIVE DEFENSIVE TACTICS	December 9
CONTACT / EDGED WEAPON DEFENSE	November 18
BASIC SELF DEFENSE I (GERMANTOWN, WI)	Jun-Aug
BASIC SELF DEFENSE II (GERMANTOWN)	Date Pending
HANDGUN RETENTION	October 14
ADV. HANDGUN DEFENSIVE TACTICS	September 30

Please visit the CRT website for course descriptions

Visit the CRT Website for These Course Dates, Locations and Upcoming Additional Classes

Web: www.criticalreaction.com

Email: training@criticalreaction.com

Advertisers Index:

Action Target	10	S T I	31
Ammo Direct	26	Safevision	33
Beach Bunny Software	16	Section 8 Tactical	34
Competitive Edge Dynamics	38	Shooter's Approach to Practice, The	22
Competitive Edge Dynamics	39	Smith & Alexander	8
Critical Reaction Training, Inc.	36	Smith & Wesson	40
DigiLight	3	Springfield Armory USA	12
Harris Publications	2	Starline Brass	14
IDPA Pro Shop	29	T K Custom	7
JR's Hearing Muff Sweats	23	Target Barn, Inc.	25
Khumba Safaris	8	Trijicon	17
Middle TN Shooter's Club	9	W. Waller & Son	21
Precision Delta	32	Wilson Combat	4

IDPA Thanks their advertisers for their generous support!

THANK YOU ADVERTISERS!

MORE UPCOMING MAJOR MATCHES

October 21, 2006

TN State Championship

Manchester, TN

Kurt Glick

931-455-7056 h

931-455-1121 w

931-454-1767 fax

kglick@tullahoma-tn.com

Tom Foster

931-596-1855 h

www.midtnshooters.com

October 28, 2006

2006 IDPA GA State Championship

Conyers, GA

Capel English

770-346-7771 h

678-324-2005 w

770-953-8917 fax

cenglish@snapsinc.com

Myrin Young

256-489-3301 h

zerodown@knology.net

www.gadpa.com

November 11, 2006

MS IDPA State Championship

Glen, MS

Greg Brose

662-423-1690 h

662-423-8355 w

662-286-6228 fax

idpa04dir@hotmail.com

Nathan Hendrix

662-287-3235 h

www.crssa.com

CED7000

The Smallest
Most Advanced
Shot Timer
EVER!

Features

The CED7000 shot-activated timer is the most technologically advanced timer in the world, yet as easy and intuitive to use as a TV remote! It features advanced programming options, custom backlight display, memory, built-in rechargeable battery, and a range of new features which make all other shot timers in its price range obsolete.



Dimensions:
100 x 47 x 18 mm
(3.95" x 1.85" x 0.7")
\$119.95



**COMPETITIVE
EDGE DYNAMICS**



Promoting Excellence in IPSC Shooting

**Come visit us online!
WWW.CEDhk.com**

Order online 24 hours a day!

Competitive Edge Dynamics, USA

Orders: (888) 628-3233

Information: (610) 366-9752

Fax: (610) 366-9680

Email: sales@CEDhk.com

(Hours: 9am - 5pm EST)



CED8000 Shot Timer

The most advanced shooting timer in the world for IPSC, IDPA, PPC, Bianchi, Cowboy, and Action shooting that is as easy to use as a mobile phone!

With the largest backlit display, high tech programming, memory recall, and a range of features that make all other timers obsolete! Easy to use and so compact and lightweight, that it will fit into your shirt pocket! 95x89x33 mm / 3.75 x 3.5 x 1.35

The first shooting timer ever to offer pre-programmed NRA Bianchi and PPC events, in addition to Sportsman Challenge Countdown, European Field Shooting, Fixed time, Virginia Count, Repetitive, Combined Comstock, & Rapid Fire modes, all at a touch of a button. Storage memory maintains 10 strings in memory at all times allowing easy review of results. Dual forward & reverse Review function and the longest recording capability (999.99 sec.) make the CED8000 perfect for any training or match use. Ideal for long courses of fire as often found in Cowboy & Action shooting venues.

The CED8000 offers private training use with the included custom earphone set and digital sensitivity adjustment for perfect results no matter what the range condition. The advanced PAR setting allows single or multiple Par & interval selections, all programmable. With date & time display, fixed, random, instant, or custom delay settings, low battery indicator & warning, and a custom carry case, the CED8000 is in a league all by itself!

Available in two models:
CED8000 \$149.00 CED8000RF \$165.00*
 *(for use with CED BigBoard & CED Time Keeper)



CED Professional Range Bag

CED has taken the most popular sized range bag on the market today to a new level in design and function!

- * Main compartment locks completely with a "U" shaped top zipper design closure
- * Seven (7) Magazine Holders
- * Designed to hold up to four (4) Pistols
- * Removable Pistol Insert Sleeve & Brass Bag
- * Three (3) additional Zippered Pockets for small items w/ ID Tag Holder
- * Heavy Duty Chrome Hardware with Padded Shoulder Strap
- * Fully stitched Rubber Foot Pads to keep the bag dry
- * Overall Bag - 16.5" x 11" x 14.5"
- * New for 2006: All CED Professional Range Bags come with a combination security lock.



Available in Black, Royal Blue, Hunter Green, Red, and Navy Blue

Complete Bag \$74.95
Extra Pistol Sleeve \$10.95
Ammo Brass Pouch \$9.95

CED Shooters Back Pack

Designed by shooters for shooters, this "hands free" approach to shooting gear storage is the most functionally unique product to arrive in years!

Features:

* Removable Pistol bag insert

- * Detachable Brass Pouch
- * Removable Seat
- * Water Bottle
- * Adjustable accessory straps
- * Wide padded shoulder straps with rubber backing
- * Detachable shoulder pouches
- * Zippered Ammunition compartment
- * Large magazine storage
- * Rugged heavy duty construction

Specially Priced \$72.95



CED Millennium Chronograph

The CED Millennium Chronograph, endorsed by IPSC for Official use, is the ONLY chronograph system to offer revolutionary Patented Infrared technology. With incredible accuracy, it eliminates the need for sunlight and gives you the freedom to record velocities under any lighting condition, or if you choose, no light at all!

Chronograph System \$179.00
Infrared Upgrade \$89.00
NiMH Battery Pack \$48.00
Custom Carry Case \$35.95

Full accessory line available!



*To be the best,
I train with the best....
CED Products*



Eric GRAUFFEL
 World IPSC Champion

Competitive Edge Dynamics, USA

Orders: (888) 628-3233
 Information: (610) 366-9752
 Fax: (610) 366-9680
 Email: sales@CEDhk.com
 (Hours: 9am - 5pm EST)

Come visit us online!
WWW.CEDhk.com

Order online 24 hours a day!



RELIABILITY FOR LIFE & LIBERTY™



MEET THE M&P FROM SMITH & WESSON.

Reinforced polymer chassis, superior ergonomics, ambidextrous controls, proven safety features. The new standard in reliability when your job is to serve and protect and your life is on the line. Available in 40S&W, 9mm and 357Sig.

www.smith-wesson.com

1-800-331-0852

AMEX: SWB

MADE IN U.S.A.



Smith & Wesson®



TACTICAL JOURNAL

2232 CR 719

BERRYVILLE, AR 72616

E-mail: info@idpa.com
website: www.idpa.com
Phone: (870) 545-3886
Fax: (870) 545-3894

PRSRT STD
U. S. POSTAGE
PAID
Print Group Inc.