

Tactical Advantage:
GlockTriggers.com



**Lithuania...
Where is Lithuania?**



**Through the Eyes
of a Junior Shooter**



**The Virginia
State 2010
Kettlefoot
IDPA-Match**

Tactical Journal

THE OFFICIAL PUBLICATION OF THE INTERNATIONAL DEFENSIVE PISTOL ASSOCIATION

Second Quarter 2011
Volume 15 - Issue 2

HARRIS PUBLICATIONS



TACTICAL KNIVES, 6 issues a year, is the magazine for knife enthusiasts! Each issue covers field knives, collector's knives, military knives from around the world, diving, martial arts and down-right good knives for the knife lover in all of us! Every other month, this magazine can be delivered to you for your knife purposes. Visit us at TACTICALKNIVES.COM; TACTICAL-LIFE.COM



GUNS & WEAPONS FOR LAW ENFORCEMENT, 8 issues a year, continues to present problem-solving, can-do



voice of authority on equipment, weapons, techniques and training that belong to the law enforcement community. Subscribe now and tune in to the latest developments in training, selected department's profiles and real-life scenarios, delivered in your mailbox every six weeks!
Visit us at GUNS-WEAPONS.COM; TACTICAL-LIFE.COM



TACTICAL WEAPONS, 6 issues a year, lets readers become virtual "insiders" in the world of tactical operations against terrorism, crime, and aggressive military action on freedom's frontiers. Somewhere in the world, every day, local, Federal, State and Special Ops tactical units are taking on missions requiring the ultimate stealth, tactics, weapons and firepower, communications skills with super-tech gear, and plain old guts! Subscribe now and see today's ultimate gear in use: Individual weapons; sniper operations; attack vehicles, armor and personal gear; communications wizardry; night operations systems; surveillance super-systems; helicopters and airborne attack gear. And they see the training and techniques needed to make the gear work.
Visit us at TACTICALWEAPONS-MAG.COM; TACTICAL-LIFE.COM



SPECIAL WEAPONS FOR MILITARY AND POLICE

Here is a bi-monthly magazine, 6 issues a year, that gives readers the ultimate "insider" look at today's new high-tech weapons, gear and tactics used by the pros who face the ultimate dangers.
Visit us at SPECIAL-WEAPONS-MAGAZINE.COM; TACTICAL-LIFE.COM



COMBAT HANDGUNS, 8 issues a year, the magazine whose readers understand that we, Americans, are first and foremost responsible for our own personal protection, and that our right to same is guaranteed by the Second Amendment of the Bill of Rights. **COMBAT HANDGUNS**, each issue offers today's newest and best equipment, training and facilities. Subscribe now and let us deliver **COMBAT HANDGUNS**, every six weeks, right to your doorstep, saving you time and money.
Visit us at TACTICAL-LIFE.COM



Name _____
Address _____
City _____ State _____
Zip Code _____
Email _____
____ Payment Enclosed ___ VISA ___ MasterCard ___ AMEX
Expiration _____
Signature _____
____ Bill Me Later Phone _____

___ 1 year (6 issues) subscription to **TACTICAL KNIVES** for \$24
___ 1 year (8 issues) subscription to **COMBAT HANDGUNS** for \$29
___ 1 year (8 issues) subscription to **GUNS & WEAPONS** for \$29
___ 1 year (6 issues) subscription to **SPECIAL WEAPONS** for \$29
___ 1 year (6 issues) subscription to **TACTICAL WEAPONS** for \$29

_____ TOTAL Shipping & Handling Costs _____
Domestic \$1.50 • Canadian \$1.80 • Foreign \$2.00
Prices are for USA & Canada • Foreign orders add 100%

Harris Publications, Inc., 1115 Broadway, NY, NY 10010 • fax: 212/807/1479 • tactical-life.com

"Shooter Ready"

Letters to the *Tactical Journal*

The Tactical Journal welcomes letters to the editor for "Shooter Ready". Send your letters to "Shooter Ready" IDPA 2232 CR 719 Berryville, AR 72616 Email: editor@idpa.com

Outside the Norm

Dear Editor;

I enjoy reading the IDPA magazine and other related materials. They are always helpful and informative. I find it interesting to hear how others are doing at local IDPA contests. However, my experience has not been good at all. As a matter of fact, it has been bad enough that I will probably not shoot again, at least not at the club I have previously shot at.

I was a new shooter and received the mandatory safety briefing at the beginning of the contest. I am very familiar and comfortable with my guns and shooting in general. However, at the first match I attended, I was literally screamed at and berated for not knowing the rules or commands, or not following them fast enough even though no safety issues were involved. Due to my schedule I was not able to shoot again for a year. I went back to the club and again this summer and went through the safety briefing a second time just for my own sake. Again, the shoot left me feeling pretty poorly. My scores were better than the year before, but the experience was just as bad. I went the following month and was DQ'd for something I knew nothing about, and when I asked the safety officer, he would not tell me, but said that if I did not know the rules, I should not be at the shoot. I was told I could not leave, but had to paste targets for the remainder of the shoot. So I stayed, watched and pasted targets. No one in my group even noticed that I was not shooting until the end and a friend who was in another group asked how I did. I told him what happened and he was appalled at the way I was treated and a few others in the group I was assigned to were surprised that there was not some leeway for a new shooter.

I had been encouraging my wife to join me and when she heard of the DQ and other experience from the prior shoots, I lost her completely and she will never shoot IDPA, at least not at that club.

I believe experiences like mine can be avoided very easily. Simply encourage those who run the contest to assign an

experienced shooter to the new shooter to help explain the rules, how to shoot each stage, the commands etc. Bring the experienced shooters that will be assigned to the new shooters to the safety briefing so some type of rapport can be established before the match begins. Or once the new shooter is assigned to a group, assign an experienced shooter at that point. If that is done for 2 or 3 matches, that would help new shooters become acclimated with the rules, procedures etc. It will also encourage new shooters to continue. I know that would have been the case with me. Otherwise, the "good old" boys just go merrily on their way enjoying the completion and comradely with little concern about how the new guys are getting along.

I am a competitive person and was looking forward to becoming qualified in one of the levels and competing against myself and others to improve. However, my experience with IDPA, at least at this club has changed that desire.

I hope that my experience is not the norm throughout the country, but some encouragement from the National Organization, may just help avoid my situation in other areas and help the sport to grow.

Name Withheld

Dear Sir,

I am very sorry to hear of your experiences and I assure you that they are outside the normal experiences that most new or even experienced shooters receive when attending IDPA matches. Most clubs around the country do as you suggest by having a new shooter introduction followed by placing them on a squad with an experienced shooter or SO to help guide them through the match and answer questions. The number one priority of any IDPA match is safety but after that it should be about having a good time. If I am not having a good time, then why even be there? As I said, the majority of clubs understands and embraces this idea.

It is the competitor's responsibility to read the rules and understand basic safety, but an experienced guide can be

invaluable to a new shooter. Sometimes it can be difficult to translate something you read into actual practices on the range. I encourage all match directors to step back and take a look at how your club handles new shooters and make sure that you are doing all you can to help make sure that have a great but safe time. Remember, they are your customer and, for most clubs the life blood for that club's continued ability to exist. This becomes increasingly more important as more and more people come into the sport. As of this writing IDPA has broken the 18,000 active member mark and the new member numbers are continuing to increase. This means that a clubs are getting more an more new members so a good introduction program it vital.

The last point is also vital to a clubs existence. Be aware of the need to be open to new members and not a closed off group of "good old boys". 99% of the time there is no intent to be aloof or distance your self from new members. We just get comfortable with those buddies that we have always shot with. While this is fine, it can unintentionally create this image of an "elite" group. This can also be off putting or intimidating to a new competitor. A simple attempt to talk to new shooters and make them feel at ease will go along way in making them comfortable and having a good time. You, as a club representative, don't want to look around one day and ask "Where did everyone go?" I've seen more clubs fail because they did not continue to bring in new, fresh competitors than for any other reason. Don't let this happen to your club.

Editor

Letters should be typewritten but legible handwriting is acceptable. Letters must be less than 350 words. We reserve the right to edit all published letters for clarity and length.

WILSON COMBAT[®]

New Models-Wilson Combat Ultralight Carry Series-The World's Lightest 1911's

ULTRALIGHT CARRY

SENTINEL

3.6" Barrel

Weight Empty: 25.2 oz.



ULTRALIGHT CARRY COMPACT

4" Barrel

Weight Empty: 26.5 oz.



ULTRALIGHT CARRY

5" Barrel

Weight Empty: 32.8 oz.



1-800-955-4856 LEARN MORE AT WILSONCOMBAT.COM



Tactical Journal

THE OFFICIAL PUBLICATION OF THE INTERNATIONAL DEFENSIVE PISTOL ASSOCIATION

May 2011

Volume 15 Issue 2

Shooter Ready	Members' Letters	3
Run a Better Match	Ted Murphy	6
 Through the Eyes of a Junior Shooter	Austin Proulx	8
Random Shots	Thomas Pinney	11
Sacramento Defensive Pistol Shooters	Ed Vernon	12
Inspection Stage at Local Match	Steve Koski	15
 Lithuania... Where is Lithuania	Giorgio Acerboni	16
 The Virginia State 2010 Kettlefoot IDPA Match!	Stuart Ashton	18
2010 IDPA Maine State Championship	Michael Frelk	20
2011 IDPA World Championship Information		23
2011 IDPA World Championship Entry Form		24
 The Tactical Advantage	Robert Ray	26
Upcoming Major Matches		27

PLEASE READ THE FOLLOWING:

The IDPA Tactical Journal welcomes all submissions of press releases and news items of interest to our readers. All material is considered unsolicited and is subject to the approval of the Publisher, Editors and Advisory Board. All submissions imply consent to publish and will not be monetarily compensated or returned.

p. 6



p. 8



p. 12



p. 15



p. 16



p. 18



p. 20



p. 26



Run a Better Match

Build a Better Club

by Ted Murphy A02127

I hope you all have survived the winter, however mild or harsh it has been. Spring has returned to Pennsylvania and things have begun to dry out. Applications for major matches are in the mail and training is going on in earnest. Shooters are prepping their gear and changing out their old springs. Clubs are making new props and designing stages. What a great time of the year to be an IDPA shooter.

While you are prepping your gear, do not forget to chronograph your ammunition and make sure your gear is IDPA legal. If you are unsure of your gear ask your Match Director. As a certified Safety Officer he or she should be able to set you straight.

Shooting

If you shoot IDPA long enough, your attempts at finding the right holster will cause you to end up with quite a few rejects. A way to limit this is to make better informed choices and to skip the bargain gear at your local gun shop.



Like leather gear? Then Safariland (www.holsters.com) can help you out.

Avoid altogether the cheap padded nylon affairs and the cheap plastic, riveted holsters. Choose leather or kydex for your gear.

One way to make an informed choice is to see what the winners and active shooters use. If you were to consult the equipment survey from the 2010 Nationals (www.idpa.com/tj.asp?ID=290), you will see that more shooters used Comp-Tac holsters than any other. The company is responsive to the shooters and staffed by both Master and Distinguished Master shooters. Their holsters and magazine pouches are very comfortable and are fast to draw while offering good retention. I have purchased quite a few of their products myself, and give their business card to shooters who are looking for new gear. If you need a holster maker, I suggest you check them out at www.comp-tac.com.

Officiating

Range volunteers and Safety officers are trained and prepared to handle a lot of things on the range. You can work a match with the best of them, but how ready are you to handle injuries and



Comtac has a fine assortment of Kydex holsters.

illnesses if they occur?

When people think “injury” on a gun range, they usually think of a gunshot wound. This is indeed important to train and prepare for, but many clubs overlook the less dramatic (but equally life threatening) injuries such as a heart attack, stroke, broken bones, or other serious injury.

I believe clubs need to take a serious look at this issue and provide shooters with the tools to react to these emergencies. This requires investment in both equipment and training. Clubs need to obtain equipment such as a standard first aid kit and a trauma kit. An Automatic External Defibrillator (AED) is a must-have as well. AED’s are a bit costly but they save lives. My cousin is still around because someone took the time to obtain an AED and training.

Last fall I was on the range when a shooter suffered a pretty bad cut to the head. We had an EMT on site, but his bag was a few hundred yards away in the parking lot.

Run a Better Match



**CPR and AED training will save lives.
Attend a class as soon as possible.**

Another shooter had a smaller kit in his range bag and provided some supplies. Just like a gun, having a lesser first aid/trauma kit on you is worth more than the snazziest kit you left behind. The kit must be on site and ready to access.

The kit needs to be easy to open and simple to find items. Not too long ago I needed to get a shooter an adhesive bandage. The club's kit was a "tactical" affair, riddled with zippers, Velcro, buckles, and compression straps. It took me over five minutes to undo the straps and get to what I wanted. In an emergency, this kit would cost too much time. Make sure you can get to what you need with little to no encumbrances.

After you get quality gear, remember that equipment alone is useless without training. Clubs should schedule a first aid/CPR class with AED training. A Penetrating Trauma or gunshot wound class is also an excellent idea.

In March of this year, I attended a penetrating trauma seminar taught by IDPA shooter and surgeon, Dr. Joseph Mulligan. This class was held at Lower Providence Rod and Gun club in Audubon, Pennsylvania. Dr. Mulligan brought

a team of trauma surgeons to instruct us in treating penetrating trauma wounds, as well as the use of an AED. While talking to Dr. Mulligan after the class, he observed that the hardest thing for the non-medical person to

do in a medical emergency was to do something. Far too often people succumb to wounds because the people on the scene panicked and



**First Aid and Trauma Training
should be held at your gun club.**

did nothing, the wrong thing, or simply left. It was the instructor's hope that those attending the class would now have a plan and the basic skills needed to plug the hole

and to get help there NOW.

After you get the gear and training squared away it's time to develop a plan to direct EMS into the range. Make sure the physical address of the range is marked clearly for those calling for help. GPS coordinates are also a good idea. Flares or flags may help direct an ambulance into an obscure driveway entrance Get it together. The life you save may be your own.

Match Directing

Shooters indeed notice how some clubs run quick matches with little to no snags and that other clubs seem to be bogged down regularly. While shooters may like to say they are having a "day on the range", few shooters actually want to spend all day On- The-Range. Proper planning will help smooth out these wrinkles, speed up the match, and keep your stages in balance.

An example of an out of balance match would be a five bay range with seven stages. Four bays have stages with a gun holstered and shooter standing start. The stages are fast 12-18 round stages that are simple

(Continued on page 36)



Precision Delta Corp *Bullets & Ammunition*

NEW – 9mm 124gr. JHP Bullet Now Available !!!

FREE Shipping on Bullets

www.precisiondelta.com

PO Box 128 * Ruleville, MS 38771 * 662-756-2810

Through the Eyes of a Junior Shooter

by Austin Proulx A39722



My name is Austin Proulx, I shoot IDPA in the CDP division. I am 14 years old and have been competing in IDPA for about a year now. When I receive issues of the IDPA Tactical Journal, I notice very little addressing the needs, concerns, and interests of junior shooters. This column is going to be for new shooters, written from a junior shooter's perspective. Topics will include ideas on gear selection, behavior on the range, what to expect as a new shooter and many other subjects specific to people new to the sport (with emphasis on younger shooters).



Even though this is my first article, I'd like to veer somewhat from the essence of these articles to thank someone very important to me.

Most of us can point to a particular person who helped introduce us to IDPA. These people are vital to keeping the sport alive; without them, we probably wouldn't be competing at all. My good friend, Joe Olt of the Action Pistol Group of Grand Junction, Colorado, is responsible for building my interest and enthusiasm for IDPA. Unfortunately, Joe passed the week

before this writing. Joe was an inspiration to all who knew him. He was a dedicated family man, a former Navy Seal, a great mentor, and an ambassador for our sport in the truest sense of the word. Had it not been for Joe, my dad and I would likely not be shooting IDPA today. He will be remembered and missed by all.

Everyone can point to someone who represents to them, what Joe represented to my father and me. These people deserve our recognition and appreciation for their selfless generosity. It is important that we as new shooters

pay close attention and make ourselves aware of who these people are. They are our true role models. As time passes and we become the veteran shooters, it will fall upon us to inspire the next generation of new shooters to participate and keep this sport alive. As Joe was so fond of saying "happiness is a warm gun". In memory of Joe, I say to you all...

Let's warm 'em up and get happy!

I know it's what you would want, my friend.

Thanks Joe. 



Learn it. Load it. Pass it on.

Discover the value of reloading your own ammunition with Starline brass.

Whether you shoot a lot or a little, you can save some money by reloading. And it all starts with a durable, quality made case from Starline. Our brass is made to use again and again, so when you reload, you can take advantage of this money saving benefit.

Start reloading today with Starline brass because a great shot starts with Starline.



NEW ★ UNPRIMED ★ BRASS

CALIBER

10 MM	45 AUTO-P
30 LUGER	45 AUTO RIM
30 MAUSER	45 COLT
32 S&W LONG	45 GAP
32 H&R MAG	45 LONG COLT BLANK
32-20	45 S&W SCHOFIELD
357 MAG	45 SUPER
357 SIG	454 CASULL
38 LONG COLT	45-70
38 SHORT COLT	45-90 (2.4)
38 S&W	45-100 (2.6)
38 SUPER	460 MAG
38 SUPER +P	460 ROWLAND
38 SUPER COMP	475 WILDEY MAG
38 TJ	475 LINEBAUGH
380 AUTO	50 AE
38-40	50 ALASKAN
38-55 (2.080)	50-70 GOVT
38-55 LONG (2.125)	50-90 SHARPS
40 S&W	50-110 WIN
40 SUPER	500 LINEBAUGH
40-65	500 S&W MAG (R)
41 COLT	56-50 SPENCER (TAYLOR'S)
41 MAG	7.62X25 TOKAREV
44 COLT	9X21
44 MAG	9 MM LARGO
44 RUSSIAN	9 MM MAKAROV
44 SPECIAL	9 SUPER COMP (9X23)
44-40	9 MM WIN MAG
45 AUTO	

This is a partial list. Call or check web site for a complete list of products.

ORDER Factory Direct

www.starlinebrass.com

or call **1-800-280-6660**



© 2011 Starline Brass

Second Quarter 2011
Circulation 16000

TACTICAL JOURNAL

Volume 15 - Issue 2

NOTICE

The **IDPA TACTICAL JOURNAL** welcomes submissions of press releases and news of interest to our readers. All material is considered unsolicited and is subject to the approval of the Publisher, Editors and Advisory Board. All submissions imply consent to publish and will not be monetarily compensated or returned.

Viewpoints expressed in **IDPA TACTICAL JOURNAL** are those of their respected authors and are not necessarily held by the Publisher.

Distribution Schedule: Quarterly publication with projected mailing dates of February 1; May 1; August 1; November 1

Closing Dates for Ad Copy: January 1, April 1, July 1 & October 1

Advertising Rates: Contact IDPA Headquarters for an advertising packet and rate schedule

Payment Terms: Prepayment or Net 30 days to approved accounts.

Mechanical Requirements: Advertisement copy is acceptable in any one of the following options:

1) Digital (Please call (870) 545-3886 or e-mail IDPA Headquarters at Dru_Nichols@idpa.com for Digital requirements); 2) Black & white slick, separated camera ready art or black & white laser printout; 3) Film. 120 line screen on any halftone.

Note: Ads must be the correct dimensions.

Shipping Instructions: Ads should be sent to: **IDPA TACTICAL JOURNAL**
2232 CR 719
Berryville, AR 72616

(NOTE: If you are sending ad copy close to the closing date deadline, please call Dru Nichols at 870-545-3833 or e-mail her at Dru_Nichols@idpa.com for shipping instructions.

Publisher: Joyce Wilson

Printing/Distribution: Print Group, Inc.

Production Editor: Dru Nichols

Advertising Sales: Robert Ray

Editor In Chief: Robert Ray

NOTICE

The Tactical Journal is published as a service for members of the International Defensive Pistol Association. No advertised good or service carries any approval or endorsement from IDPA. All technical data in this publication

regarding handloading of ammunition or training techniques, reflect the experience and/or opinion of the individuals using specific tools, products, equipment and components under specific conditions and circumstances not necessarily reported in the article and over which the International Defensive Pistol Association has no control. The data and/or methods have not been tested or otherwise verified by the International Defensive Pistol Association, it's agents, officers or employees. The International Defensive Pistol Association, it's agents, officers or employees accept no responsibility for the results obtained by persons using such data and disclaim all liability for any consequential injuries or damages. No advertised item is intended for sale in those states where local restrictions may limit or prohibit the purchase, carrying or use of certain items. Check local laws before purchasing. Mention of a product or service in text or advertisements does not imply endorsement or approval of that product by the International Defensive Pistol Association.

Copyright © 2011 International Defensive Pistol Association, Inc.

Random Shots

"Divisions & Classifications"

Thought provoking ideas to stimulate discussion on the continued growth of IDPA

by **Thomas Pinney A24541**

A major aspect of IDPA shooting is competition. Shooters compete in five divisions of pistol types, and five classifications of shooting expertise. One of those systems works rather well — the other has a glaring defect. Simply put, too few of our competitors are competing in two revolver divisions.

In order to allow competitors to compete fairly with their peers IDPA is divided into five classifications, Master, Expert, Sharpshooter, Marksman, and Novice. The mechanism to validate a shooter's classification is the Classification Match — a highly structured set of stages. Sooner or later, everyone who regularly shoots IDPA events must shoot a Classifier. Although all five of the divisions shoot the exact same stages, the scores for each classification vary so that they provide a fair level for each of the divisions.

The concept is that these Classifier Matches provide a baseline level of a shooter's expertise so that when they enter a match shooters are competing with others of the approximate skill level. IDPA clubs are required to hold a Classifier Match at least once a year, and preferably more often. Shooters are not allowed to participate in more than one match without taking a Classifier —that does not mean shooting a successful score. If the shooter does not qualify as a Marksman, then they are classified as a

'Novice', differentiating them from those who have not attempted a Classifier.

At first glance this system should not be effective. After all, there are a lot of differences between a Classifier and a Match. A Classifier places a premium on accuracy; every stage is limited. A competitive match will normally have stages with lateral movement, targets at varying distances during a stage, non-threats, and even engaging moving targets. None of these things are found in the far more structured Classifier Match. That may be the reason why some shooters do so much better at matches than they do in the Classifiers; there is a slightly different skill set, and a very different mind set. We have all known very proficient shooters that 'tightened up' during big matches; it is not an unfamiliar issue.

The IDPA rulebook addresses this potential by automatic promotion or 'bumping' based on performance in a sanctioned match. To quote the rulebook:

1. If total participation in a specific classification within a division is 10 – 19 shooters, the winner of this class will automatically be promoted up to the next higher classification. If 20 – 29 shooters compete in this division/classification, both 1st and 2nd place competitors will be promoted, etc.
2. If the winner of a division and classification has a better score than 10-19 people in his classification

AND the classification above his within the same division, the shooter will be promoted to the shooter's next higher classification.

The process of advancing shooters based on a combination of measuring their performance at Classification Matches and performance at sanctioned matches seems to work. This is evidenced by the typical distribution of shooters over the four main classifications reported in the results of major matches. Although the percentage of Masters and Expert level shooters is higher at the prestigious Sanctioned Matches such as the Nationals, there is a healthy spread or contestant divided among the top four classifications. This demonstrates that classification system is fairly effective. This is not the case with Divisions in fact there are glaring inequities in the number of shooters competing in the five divisions as currently structured.

The current system of pistol divisions is based on the idea that different types of pistols have significantly different performance in competition. This is demonstratively true. However, in order for the system to be effective each of the five divisions should have roughly the same number of competitors. This is far from the case — for a number of reasons, the revolver categories, Stock Service Revolver (SSP) and Enhanced Service Revolver (ESP), represent a tiny part of the participating shooters at

(Continued on page 34)

Sacramento Defensive Pistol Shooters

by Ed Vernon A00041

THE BEGINNINGS

–It was 1996, and I was shooting USPSA on a regular basis, when I found out about the International Defensive Pistol Shooters. Although I really liked USPSA, I wanted a venue that was more oriented toward “self-defense.” Leon Williamson and I had started an informal club at the Sacramento Valley Shooting Center oriented more toward “real life.” Our matches were intended to be realistic and practical. Leon was a former police officer, and had a real

“crime and punishment” mentality. Leon wanted penalties that were really harsh! He wanted a hit on a non-threat target to be a match disqualification! Failure to neutralize in Leon’s opinion was also a, “it’s over, go home” mistake. I convinced him that if we made the penalties too severe, no one would want to participate. I realized that if “reality” was too real no one would have any fun, and he and I might be playing by ourselves. We settled on a goal of encouraging “tactical” solutions to problems, and

trying to stress accuracy over pure speed. We held matches for a while with mostly USPSA shooters in attendance. Our make-shift matches were scored somewhat like IDPA, time based, with penalties adding time to the raw time. To make a short story even shorter, after a bit, the informal club became the Northern California Practical Shooters (our USPSA club) Limited Match. We began holding two USPSA matches a month, one open and one limited. It worked just fine for a couple of years, but began to evolve into just another open match using limited class guns. Eventually that club went to just one match per month, and the limited match folded into the open match.

As much as I enjoyed USPSA, I still found myself yearning for a return to “practical.” I wanted to practice and shoot matches with the same guns I have, and carry, for self-defense. I don’t even remember how I found out about IDPA (at my age there are many things I don’t remember!). I received the application, and put it aside. I was not really sure I wanted to get involved, and I wondered if there would ever be a

UniqueTek.com
UNIQUE TEK .COM
Products for Shooting, Reloading & Competitive Marksmen

Time-Out™ Case Cleaner Timer

Ever get tired of watching the clock for your case cleaner? Wish you could set it for a specific amount of time and then just walk away, confident that it will shut off when the timer runs out? That is exactly what the Time-Out™ Case Cleaner Timer will let you do. Just set the time and press start. The power shuts off when the time counts down to zero and you are free to take “Time Out” from watching the clock!

- LCD Display
- Max. time: 10Hr
- Min. time: 1min
- Dual outlets
- 120 VAC/60 Hz
- 15A, 1Hp,
1875 Watts



– It’s not just unique,
It’s UniqueTek!

UniqueTek, Inc.

Chandler, AZ

Phone: 480-507-0866

Email: info@uniquetek.com

Web Sales: www.uniquetek.com

Visit our web site and see all of our *unique* products!

local club that would take up the sport. At that time it never occurred to me to get involved in starting a local club. About a month or more later I decided to send off the application, if for no other reason than to find out more about the organization, and this new "IDPA." I received my membership, and my number was (and still is) A00041.

I put the membership card aside, and for the next couple of years just read the IDPA Tactical Journal, and waited to see if anyone in Northern California was going to get a club started. From reading the Journal,

it seemed that all the activity was with clubs that were back east (I am from California; some of us think that anything on the other side of the Eastern Nevada border is back east!).

Fast forward to late 1998 when I was attending a USPSA match. I was chatting with a fellow named Peter Bird about this IDPA thing. He had heard about it as well. He was interested in holding matches of some kind that were of more of a self-defense or tactical nature. He and I decided to try and start a club. We held the first organizational meeting at my



office on November 18, 1998. Somehow we rounded up a few interested people. Besides Peter and me, attending were Ben Norman, Mike McGinn, Walt and Raeanne Burris, Dave and Joy Casner, and there may have been a couple of others (if I forgot to mention you, no slight is intended!). I fronted the money to buy some targets and some tape, hoping to eventually be reimbursed from match fees.

We kicked ideas around for a name for the Club, and decided upon The Sacramento Defensive Pistol Shooters. We spoke with our USPSA club, and got their permission to use the props on the Sacramento Valley Shooting Center's Action Pistol Range. The USPSA club was supportive of our efforts, if a bit skeptical. We held a few more meetings, and split up the duties. As I recall, I did the initial course design, and everyone pitched in with

(Continued on page 33)



targetbarn.com

Phone: 419-829-2242
Fax: 419-829-2107

Complete Line of Steel Target Stands
Best Quality - Best Price - Compare

Chosen by numerous military locations and government agencies for their range training.



TS-1



TS-1-Sand



TS-2



TS-3-W



TS-1-24"

Serving Shooters for 29 Years

XDM^M .45ACP



GET YOUR HAND ON ONE NOW!
1.800.680.6866 • WWW.THE-M-FACTOR.COM

Inspection Stage at Local Match

by Steve Koski A01608

Our club recently ran an equipment inspection stage at a local match to educate shooters about legal and non-legal equipment. The inspection operated as a separate stage and easily kept up with the regular IDPA match stages. We decided in advance to list the non-compliant/non-correctable problems on the score sheet, but not DQ shooters from the match. The goal was to educate shooters and perhaps “shame” offenders into compliance (like the manly .45 shooters who didn’t make power factor). Most shooters want to be compliant, but aren’t as familiar with the rules as they could be.

The procedure went like this:

- 1) **Holster check:** Line shooters up and check holsters & position, mag pouches & position, concealment coverage, (belts). Have shooters correct any immediately correctable problems such as mag pouch placement, holster placement, holster cant.
- 2) **Scale & Box check:** One at a time, have shooters step up to the “scale & box table” and hand the S.O. an unloaded gun and empty mag. Set on scale, set in box, quick look for modifications, check external safeties. Give gun back to shooter. Mark score sheet for any non-compliant holster issues and scale/box issues.
- 3) **Chronograph:** Have shooters step up, one at a time, to the “chrono table” and hand S.O. an unloaded gun and mag loaded with 4 rounds. Take the top round out, write shooter’s name on it with permanent marker, and drop round in a cup. The



S.O. fires the 3 remaining rounds over a chrono. An assistant from the squad records the stated bullet weight and velocities. Give gun back to shooter.

This is not ideal as the bullet pulling/weighing and power factor calculations are performed later. There is not an opportunity to re-shoot 3 more rounds on the spot if the ammo is under powered. To pull & weigh bullets as well as calculate power factor on the spot would require a dedicated assistant at the inspection stage, and could slow things down resulting in a big bottleneck for the match.

Summary of the results:

Guns:

- » A few SSP guns with externally visible modifications were found and moved to ESP. One had a chrome trigger. A couple Glocks had extended mag releases that were heavily
- (Continued on page 31)



Lithuania... Where is Lithuania?

by Giorgio Acerboni IT0053

Northern Europe, surrounded by Poland (South and West), by Belarus (in the South and East) by Latvia in the North and East of the Baltic Sea.

Well yes, even Lithuania now has an IDPA Club!! But let's start from the beginning.

Initially I had long discussions that only resulted in the failure to hold a strategic meeting that would have resulted in the creation of 4 IDPA national clubs in the Netherlands, Germany, Lithuania, and Ireland. Then finally I reached an agreement with the Lithuania shooters, and here I am travelling to Vilnius, Lithuania.

I am wondering what the weather is like in Northern



Europe in October. So I look at several weather websites, but none give me consistent information – maybe I should just plan for cold weather and rain.

Right away I run into problems with Lufthansa Airlines in spite having previously communicated that I was travelling with firearm and ammunitions. I was charged 105 Euros instead of the 35 that I was told when I initially talked to the Airlines call center; take it or leave it, no room for discussions. Of course I

agreed, I couldn't leave my revolver and ammunition at the airport. So I add Lufthansa to the black list of Airlines when travelling with firearms. Remember, in Europe travelling with firearms can be very expensive; even after you have fulfilled all the required paperwork, expect complications (more money) at check-in time!

In spite of all this, I finally arrive in Vilnius, capital of Lithuania, and I find my luggage, revolver, and

(Continued on page 32)



shooting inc
reddotshooting.com

Competition Gear
Firearms
Holsters & Mag Pouches
Parts
Tactical Clothing
Reloading

Home for all your shooting needs!
The largest selection of **Blade Tech** holsters
and mag pouches anywhere!
AND FREE SHIPPING for orders over \$50
646 A Eyster Blvd Rockledge FL 32955
321-821-3388

The Virginia State 2010 Kettlefoot IDPA Match!

by Stuart Ashton A02358

The 2010 IDPA Virginia State Match was held in Bristol, Virginia at the Kettlefoot Rod and Gun Club on Saturday, June 26, 2010. Bristol is located on the border with Tennessee in the southwestern part of the Commonwealth of Virginia. There were a number of our local Central Virginia regulars in attendance and a few from the Northern Virginia area as well. The largest proportion of the attendees was from the Bristol area.

One of the most memorable bits of this match was its fine organization. The word smooth came to mind

and it was a credit to Dr. Mark Reihl, DVM and his excellent staff that the match started at about 0830 after a range brief and a “shotgun” start. There were two Range Officers on each stage with pre-positioned beverages because of the very hot weather. Plus, each squad had an RO to guide us from stage to stage who also managed the score sheets and shooting order.

The course of fire consisted of ten (10) stages and ranged from twelve (12) to eighteen (18) rounds per stage. As a Stock Service Revolver shooter, it is true that I got lots of opportunity to reload but generally



I found the match to be revolver friendly enough. Most paper got two and there were a few head shots included. And, some of the steel required solid hits before falling over.

My squad started on Stage 6 (Banging Good Fast Food). Simulating a robbery of the Burger Barn, after going through a closed door, you were confronted with nine total targets including a steel activated “up, down and gone” target. Required to use your strong hand to open the closed door, you drew and got confronted with bad guys immediately. The first 4 targets that you shot near to far simulating someone advancing toward you and you shot them from far to near for a change. Freestyle for 17 rounds minimum if you were lucky. You had to have your wits about you to get that moving target. Ranges were relatively close but it was fast and furious.

Stage 7 (Range Officer Challenge) was again nine targets requiring you to shoot, move, shoot, reload and shoot again. You had to scoop your loaded magazines off the barrel and take them with you on the first move. 18 total free style rounds were required.

Stage 8 (Retreat to Cover) More movement to cover and three targets while retreating, then re-engaging heads from that position of relative safety. The additional movement of about ten yards to another covered position where you neutralized six additional threats in tactical order. Again, 18 total rounds freestyle were required and Vickers count.

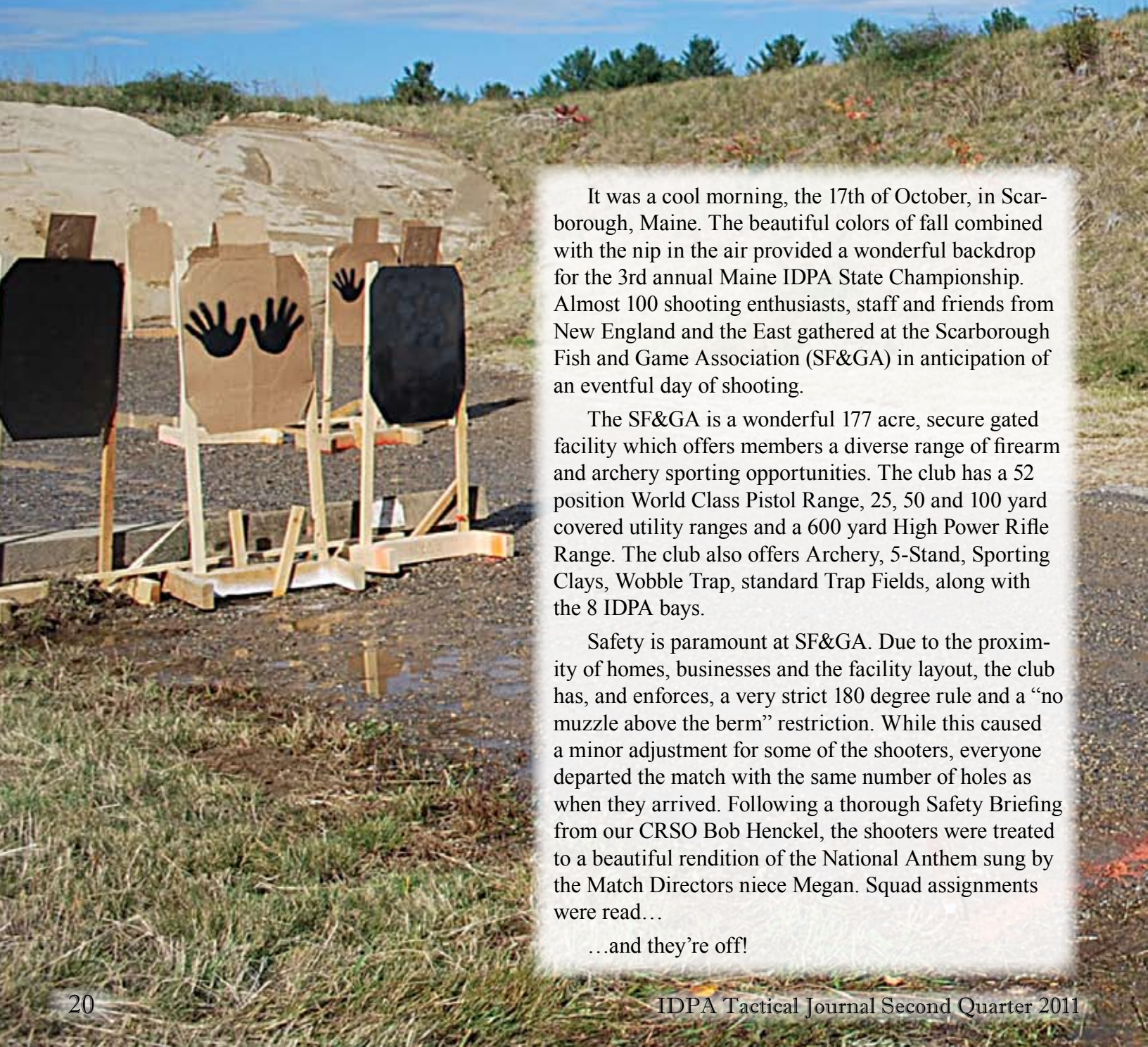
Stage 9 (Garage Invasion) You remained seated as you activated a “garage door opener” that started a moving target then engaged three targets before shooting each one in the head. Move from that

(Continued on page 30)





by Michael Frelk A36176



It was a cool morning, the 17th of October, in Scarborough, Maine. The beautiful colors of fall combined with the nip in the air provided a wonderful backdrop for the 3rd annual Maine IDPA State Championship. Almost 100 shooting enthusiasts, staff and friends from New England and the East gathered at the Scarborough Fish and Game Association (SF&GA) in anticipation of an eventful day of shooting.

The SF&GA is a wonderful 177 acre, secure gated facility which offers members a diverse range of firearm and archery sporting opportunities. The club has a 52 position World Class Pistol Range, 25, 50 and 100 yard covered utility ranges and a 600 yard High Power Rifle Range. The club also offers Archery, 5-Stand, Sporting Clays, Wobble Trap, standard Trap Fields, along with the 8 IDPA bays.

Safety is paramount at SF&GA. Due to the proximity of homes, businesses and the facility layout, the club has, and enforces, a very strict 180 degree rule and a “no muzzle above the berm” restriction. While this caused a minor adjustment for some of the shooters, everyone departed the match with the same number of holes as when they arrived. Following a thorough Safety Briefing from our CRSO Bob Henckel, the shooters were treated to a beautiful rendition of the National Anthem sung by the Match Directors niece Megan. Squad assignments were read...

...and they're off!

Stage one – “Cookout Gone Sour”

You are having a barbecue with your shooting buddies after shooting the Maine State IDPA Championship. As you are pulling burgers off the grill you hear a commotion behind you. On the buzzer, place the plate and spatula down on top of the grill (barrel). Turn, draw, and rescue your shooting buddies from certain doom.



DECOT offers all new “Revel” Sport Glasses



FOR 60 YEARS DECOT HY-WYD SPORTGLASSES HAS SET THE STANDARD FOR SHOOTING EYEWEAR.

Since 1949 Champions have trusted Decot to provide the highest quality optical products and customer service in the shooting industry. The “Revel” is a continuation of that same high standard in design and function. The narrow lens shape combined with the wrap and close fit to the face provide a comfortable fit without fogging, a problem often associated with other wrap designs. With several models



DECOT HY-WYD



DECOT INTERNATIONAL



DECOT GOLF



DECOT REVEL

to choose from you will find exactly what you need to meet your needs. All frame styles have interchangeable lenses. The Classic Hy-Wyd and International also offer an optional Hy-Lo adjustable bridge. We offer over 40 custom tints to meet every individual need. Rx lenses are available for all frame styles.

Don't settle for less... your eyes deserve the Original and the Best... Decot.

Decot
HY-WYD
SPORT GLASSES, INC.

Est. 1949 • Made in the U.S.A.
800-528-1901 / 602-955-7151 FAX
PO Box 15830 • Phoenix, AZ 85060
www.sportglasses.com
decot@sportglasses.com



Stage two – “Backup to Primary”

You are welcomed home to a warm plate of nuked leftovers after coming home late, yet again from another IDPA match. You drop your gear in the hallway and stow your primary carry gun unloaded in the hall table. Shortly after you sit down to eat, some bone headed thug with a death wish clambers through the kitchen window, your spouse yells at someone from the other room. All you have to defend you is your backup gun. Defend your Home!

Stage three – “I’m Down!”

You are under attack and your buddy is down, you need to get him to safety. On the buzzer draw and engage T1 & T2 with 2 rounds each from P1. Grab your buddy



and move to cover at P2, engage T3 & T4 while on the move to cover with 2 rounds each with at least one round fired on while on the move. Move to P3 and engage T5 & T6 with 2 rounds each. Your buddy must be behind cover at completion of the stage or a procedural penalty will be incurred. One of the most popular stages of

the day.

Stage four – “Let’s Go To Cuba”



It’s your first week on the job as an Air Marshall. Of course the paper pushers back at the office have messed up you flight arrangements again, and the only seat left is the jump seat. Just about the time that the Captain extinguishes the “Fasten Seat Belt” sign, all HELL breaks loose.

Releasing your seat belt activates a swinger, stand, turn, draw, and neutralize the threats.

Stage five – “Hallway Hullaballoo”

While making a late night deposit at the bank, someone approaches demanding your funds at gun point. You make your deposit, turn to face the threat and show him that you are not going to roll over and take it. You neutralize him and notice that the side door of the bank has been pried open and more thugs are inside.

Stage six – “No Coffee For You”

You are next in line at your local coffee shop, just as the Barista opens the register 3 guys storm in from the back and go for the till. Draw and retreat to cover while engaging the 3 behind the counter. From cover you are confronted by the 3 thugs amongst the seated customers which you handily dispatch.

Stage seven and eight – “Gear Changer I and II”

This starts at 20 yards out looking at a string of targets, T1 and T8 with T2

(Continued on page 25)





September 21-24, Frostproof, FL

Participants:

Entries must be POSTMARKED OR SHIPPED (NOT RECEIVED) NO EARLIER than June 1st, 2011. Any entries received prior to this date will not be considered for squadding until July 1st and only if there are openings left. **SEND ENTRIES TO:** IDPA CHAMPIONSHIP, 2232 CR 719, Berryville, AR 72616

Limited to 400 entries **based on accumulated points**. All applicants must be current IDPA members with a classification of Marksman or higher.

- ◇ Match Directors for Sanctioned Matches will receive 1 point.
- ◇ Club Contacts will receive 1 point.
- ◇ Competitors at any National Championship receive 3 points. Competitors at any sanctioned match with 250 competitors or more receive 2 points.
- ◇ Competitors at any sanctioned match with 249 or less competitors receive 1 point.
- ◇ Points will only accumulate for matches attended between January 1, 2010 and May 31, 2011.

We will take squadding requests after notification of acceptance into the match. Squad sizes will be strictly limited to 7 people. Selection of shooting days will be done at that time.

Entry Fee: \$250 until July 1st. \$300 after July 1, 2011.

- ◇ Entry fees for Foreign Members are to be paid **by credit card only**.
- ◇ Includes the match and all festivities.
- ◇ No match fee refunds will be made for any reason after September 1st.
- ◇ Make checks payable to IDPA.

Events:

- ◇ Tues., Sept. 20 7-9pm Competitor Sign-in/Hospitality Room open
 - ◇ Wed., Sept. 21 On your own
 - ◇ Thurs., Sept. 22 7-9pm Competitor Sign-in/Hospitality Room open
 - ◇ Fri., Sept. 23 On your own
 - ◇ Sat., Sept. 24 7-10pm Dinner and Awards Ceremony at Match Hotel
- (Events listed above are located at the Match Headquarters Hotel)

Location: Universal Shooting Academy, Frostproof, Florida. www.frankgarciausa.com

Match Headquarters Hotel:

Westgate River Ranch
2100 River Ranch Blvd.
River Ranch, FL 33867
Reservations: 863-692-1321
www.wgriverranch.com

Pricing for accommodations starts at \$79.00. You must contact Westgate directly to make reservations. The rooms are blocked under group code 24-873 and please identify yourself as attending the IDPA World Championship.

Match Director: Curt Nichols



September 21-24, Frostproof, FL

PLEASE NOTE: Due to the large number of entries, your entry form must be completed **ENTIRELY AND CORRECTLY** or it will not be accepted. NO EXEMPTIONS. So please check thoroughly before mailing.

IDPA # _____ NAME _____

ADDRESS _____

CITY _____ STATE _____ ZIP _____

PHONE # _____ EMAIL _____

By applying for entry into the IDPA World Championship, I hereby irrevocably consent to and authorize the use and reproduction by the International Defensive Pistol Association (IDPA), or anyone authorized by IDPA, of any and all photographs or video which IDPA has taken during the IDPA World Championship and all associated functions of me, negative or positive, for any purpose whatsoever, without any compensation to me. All negatives and positives together with all prints shall constitute IDPA's property, solely and completely. And/or I hereby give my consent for IDPA to use any written quote I have given IDPA and/or my name and title in any and all of IDPA's advertising, magazines, catalog (whether printed or website) and etc. without any compensation to me.

Only ONE Dinner is included with entry. All additional dinners will be \$30 each.

TOTAL NUMBER OF PEOPLE ATTENDING THE AWARDS BANQUET & DINNER SAT. EVENING: _____

Entry Fee: \$250 (before 7/1/11)

\$300 (after 7/1/11) _____

Additional Dinner: \$30 _____

<u>Division</u>	<u>Classification</u>	<u>Sub-Category (Circle Only ONE)</u>		Total: _____									
CDP	Dist. Master	Senior (50 - 64)	Military Veteran	<table border="1"> <thead> <tr> <th colspan="2">HQ Office Use Only</th> </tr> </thead> <tbody> <tr> <td>Date Rec'd</td> <td></td> </tr> <tr> <td>Pay Method/#</td> <td></td> </tr> <tr> <td>Amount</td> <td></td> </tr> </tbody> </table>		HQ Office Use Only		Date Rec'd		Pay Method/#		Amount	
HQ Office Use Only													
Date Rec'd													
Pay Method/#													
Amount													
ESP	Master	Dist. Senior (65+)	Law Enforcement										
SSP	Expert	Junior (12 - 18)	Industry										
ESR	Sharpshooter	Lady	International										
SSR	Marksman	Military	Press										

<u>Sanctioned Match Director of what match?</u>	1 point
<u>Club Contact of what club?</u>	1 point
<u>Sanctioned Matches you have attended</u>	
(If you have additional matches beyond the space provided, please include them on a separate sheet of paper):	
	point(s)
	point(s)
	point(s)
	point(s)
	point(s)



to T7 hidden by a barricade. On the buzzer draw and fire 2 rounds each at T1 & T8, Perform a reload with retention while advancing to the barricade (10 yards out). From cover engage T2 – T7 with 2 rounds each from either side of cover, reloading as needed. Continuing on with stage eight, reload with six rounds then start at either side of T2-T7 on the buzzer draw and move to the opposite side while firing 1 round at each target while

on the move.

Stage nine and ten were strong hand/weak hand and target acquisition drills. – Figure Eight fired 2 to the body of T1 and 1 to the head

of T2, 2 to the body of T2, 1 to the head of T1. Perform a slide lock reload with 6 rounds and repeat the figure eight pattern on T3 and T4. The weak hand string started with 6 rounds, pistol at the low ready. On the buzzer, shooters fire two series of 2 to the body and one to the head.

Congratulations go out to the Match Director Clinton Staples, a mountain of a man with a voice to match, Mike Critser and Jamie Blow for the scoring mastery, Boy Scouts for cooking and running errands, and the entire IDPA staff of Scarborough Fish and Game for a safe and fun day of shooting in the Great State of Maine. We'll see you next year!



GET THE EDGE WITH PRODUCTS FROM COMPETITION ELECTRONICS

Improve your shooting with one of our shot timers or chronographs, used by top shooters and trainers worldwide.



ProChrono Digital
CHRONOGRAPH
 \$119.95 Part # CEI-3800
 Measures the velocity of your loads to verify their performance, a must when you need to shoot accurately!



POCKET PRO
SHOT TIMER
 \$129.95 Part # CEI-2800
 Records draw, reload, and shot interval times. A club favorite for scoring matches.



POCKET PRO II
SHOT TIMER
 \$129.95 Part # CEI-4700 (blue)
 Part # CEI-4705 (tan)
 Records draw, reload, and shot interval times. Advanced version of the Pocket Pro with added features.



 Proud sponsor of the NRA Bianchi Cup since 1985

TODD JARRETT

"The Pocket Pro is the fastest way to see results at the range."

See our website for more information, special offers and other fine products. Our products are backed by a 30 day money back satisfaction guarantee, 2 year warranty, full service and support.



Competition Electronics
 815.874.8001, 815.874.8181 fax
www.competitionelectronics.com

The Tactical Advantage

By: Robert Ray



GlockTriggers.com

I have chronicled my switch into shooting a Glock Generation 4 Model 17 in the last issue of the TJ. Like most IDPA shooters out there I can't leave well enough alone and started thinking about what I could do to make the 17 "better". Not being much of a gunsmith and not wanting to spend much either, I thought my choices would be limited. Luckily, it turns out I was wrong.

A company by the name of GlockTriggers.com had just what I was looking for. The owner, Jeff Wilson, let me know that he had a product to fit my needs. Jeff produces a drop in trigger for the Glock pistols. They use factory Glock parts and carefully modify them to create a cleaner, crisper trigger without any loss in the integrity of the operating platform.

Now let me be clear, I am not a gun smith, nor do I have any aptitude in that regard. I barely know how to take the Glock apart much less install anything. I told Jeff this over the phone and he said "No problem, it is a simple job to install. If you have any problems, take a look at the website". With a few

doubts about my abilities, I asked him to send me his "Challenger" trigger for the Gen 4.

A small box arrived within a couple of days of my speaking with Jeff. I was very happy with the speed in which the product shipped. I opened up the package and the doubts came flooding back. I kept thinking "Good luck with this, I'll be sending a box of parts to some one to finish for me. Well, I'll give Jeff the benefit of the doubt and give it a try". The parts came packaged in



a clear plastic tube. After opening the tube and pulling out the parts I was impressed with the look of the components. I think I could see myself in the highly polished trigger bar.

Sitting in front of the computer, I

pulled up the GlockTrigger.com website. Jeff suggested that as I was not familiar with the Glock internals that I use his posted installation resource. He has both a video and a PDF slide show on the website. I chose to use the PDF. The first thing I realized was that I had no tools at the office. After calling a friend who was a Glock armourer he told me what I could get by with. So after scrounging up a Gerber tool and a wire coat hanger I figured I was good to go. The PDF was incredibly helpful. The instructions were very clear and the accompanying photos invaluable. Within a few minutes I was able to remove the old parts and have the new product installed.

After dry firing a little I was quite happy with the new trigger. The pull was lighter and way smoother than the factory trigger. The new trigger is internally adjustable for over travel but I found the trigger to be set just right directly from GlockTrigger.com. After a couple of sanctioned matches and a local club match I feel very pleased with the performance of the trigger. I have had zero issues and the overall feel and use of the trigger is greatly improved. The installation was easy, even for someone with little experience with the Glock internals. Best of all, the price is only \$125.95. No waiting on your local gunsmith and a great price makes this trigger a must have for you guys running a Glock. To find out more about this product you can visit www.glocktriggers.com or call Jeff at 877-454-0877. I am sure you will be happy with Jeff's great product and service.

GUIDE RODS FOR GEN. 4 GLOCKS!

NOW YOU CAN USE ISMI, WOLFF OR STOCK SINGLE STAGE RECOIL SPRINGS IN YOUR GEN. 4 GLOCK!

**ULTRA-LIGHT STRIKERS • COMPENSATORS • OPEN DIVISION KITS
POLYMER GUIDE RODS • BLACK STEEL GUIDE RODS**

JAGER RACE PARTS FOR GLOCKS
Products, Inc. 
WWW.JAGERPRODUCTS.COM

UPCOMING MAJOR MATCHES

May 7, 2011

2011 NC State IDPA Championship

Prospect Hill, NC
Dean Brevit
919-805-0370 h
caswellranch@embarqmail.com
www.caswellranch.com

May 14, 2011

2011 AR State IDPA Championship

Berryville, AR
Carroll Lawrence
870-423-2338 h
cap1911@cox.net
John May
870-545-3275 h
870-545-3635 w
johnmay@wilsoncombat.com
www.acpl.net

May 14, 2011

Guns and Gushers

Midland, TX
Zach Carter
432-352-3639 h
432-368-7714 w
432-368-7730 fax
zconstro@yahoo.com
Charlie Barry
432-889-8737 h & w
typis@hotmail.com
www.midlandshooters.com/idpar-
regionalmatch

May 14, 2011

The Masters 2011 IDPA Championship

Birmingham, AL



**Speed
Shooter
Specialties**

Your Smith & Wesson®
Performance Accessories Center

We have replacement front sights for the M&P!

tools ▾ range accessories ▾ DVDs
optic mounts ▾ lubricants ▾ electronics
books ▾ cleaning supplies
quality competition accessories
... and more!

VISIT OUR SECURE ONLINE CATALOGUE:
WWW.SPEEDSHOOTERSPECIALTIES.COM

Mike Lunsford
205-504-3315 h & w
alabamaidpa@charter.net
Jimmy Duke
205-504-3315 h
shootaglock23@yahoo.com
www.brocksgapidpa.com

May 20 - 22, 2011

Great Lakes Regional

Munger, MI
Gary Cuttitta
989-846-4473 h
989-928-2796 w
cheetahs1963@gmail.com
David Alexander
989-329-0257 h
dwalex14127@att.net
www.linwoodbaysportsmans.com

May 20 - 22, 2011

2011 Golden State IDPA Championship

Richmond, CA
Steve Cachia
650-872-2265 h
650-238-4003 w
steve@goldengate-idpa.com
Jim Griffiths
510-329-1139 h
510-588-4543 fax
jim@goldengate-idpa.com
www.goldengate-idpa.com

May 20 - 22, 2011

2011 MO State

Wright City, MO
Charles Parisi
636-262-6237 h & w
636-745-0613 fax
brrcidpamatchdirector@yahoo.
com
benchrestidpa.com

May 21, 2011

2011 Colorado State Championship

Montrose, CO
Greg Brose
662-423-8355 h
bxstidpa@gmail.com
Gregory Brose
970-274-8056 h
970-947-9376 fax
bxstidpa@gmail.com

bxstidpa.com

May 21, 2011

Cherokee IDPA Wheelgun Championship

Gainesville, GA
Tod Rieger
404-274-6106 (after 7 PM)
www.cherokeegunclub.org

May 27 - 29, 2011

Hard as Hellertown II

Hellertown, PA
Kenneth J. Ortbach
908-310-2079 Cell
kjoinc@aol.com
www.nepaidpascores.net/hahll/
match_01.shtml

May 28, 2011

Southern Regional Championship

Manchester, TN
Kurt Glick
931-455-7056 h
931-455-1121 w
931-454-1767 fax
kglick@tullahoma-tn.com
www.midtnshooters.com

May 29, 2011

Central TX IDPA Challenge

Austin, TX
Michael Webb
210-317-9554 h
texastactical@yahoo.com
www.texastactical.net

June 3 - 5, 2011

NYS IDPA Championship Match

Pine City, NY
Toni Dragotta
607-738-9509 h
tmdra@yahoo.com
pinecityidpa.org
Match Registration will be Online
Only

June 4 - 5, 2011

15th Annual 2011 IDPA MA State Championship

Dartmouth, MA
David Bold
508-984-9589 h

Upcoming Major Matches

filthydave@hotmail.com
www.rodgun-nb.org

June 5, 2011

IL State IDPA Championship

Sparta, IL
John Abbott
618-912-4715 h & w
abbott51@charter.net
www.gunlovingjohn.com/IL-State.htm

June 11 - 12, 2011

2011 NJ State IDPA Championship

Old Bridge, NJ
John Plum
908-904-0087 h
908-419-7566 w
rkba@comcast.net
www.obdogs.com

June 16 - 18, 2011

Carolina Cup

Oxford, NC
Frank Glover
919-693-6313 h
919-691-7686 w
therange@gloryroad.net
www.the-range.com

June 25, 2011

VA State Match at Kettlefoot

Kettlefoot Rod and Gun Club
Bristol, TN
Mark Riehl
423-764-6945 h
423-764-2428 w
423-764-9070 fax
Meraub@aol.com
Mike Yeck
423-534-5426 h
meyerck@earthlink.net
www.animalmedclinic.com/188211.html

July 30, 2011

Summer Sizzler

Manchester, TN
Kurt Glick
931-455-7056 h
931-455-1121 w
931-454-1767 fax
kglick@tullahoma-tn.com
www.midtnshooters.com

July 30, 2011

2011 B. C. Provincial

Championship

Terrace, British Columbia
Troy Hansen
250-638-6370 h
k22236821@hotmail.com
Bob Bonenfant
250-635-0654 h & w
rbb@citywest.ca
rodandgun.net

July 30 - 31, 2011

IDPA Triple Crown

Frostproof, FL
Toni Dandreamatteo
954-306-0288 h
954-608-8482 w
ic@idpa.com
Rick Lund
954-907-0228 w
rlund@srtrl.com

August 6, 2011

11th Annual WI State IDPA Championship

Ripon, WI
Tom Ropers
847-331-1752 h
idpa_tom@comcast.net
www.wisconsinidpa.com

August 8 - 9, 2011

2011 IDPA Africa Championship

Pretoria, South Africa
Deon Storm
27833108844 h & w
277866791712 fax
deon@hailstorm3a.com
Adrian Rosslee
27-84-606-3647 w
27866124356 fax
www.sadpa.co.za

August 19 - 21, 2011

2011 New England Regional IDPA Championship

Harvard, MA
Dave Solimini
978-621-0609 h
dsolimini@yahoo.com
Bob Bielit
978-399-9036 h
malidictus@hotmail.com
www.metrowesttactical.com

August 20, 2011

Midwest Regional - Back Stoppers Challenge

St. Louis, MO

Mark Goede
636-821-1338 h
314-225-7640 w
mark@arpc-idpa.com
Jere Wilmering
614-603-8839 h
jere@arpc-idpa.com
www.arpc-idpa.com/BS11.htm

August 20, 2011

Mountaineer IDPA Classic

Boone, NC
Robert Niemi, Jr.
828-446-8778 h & w
celticmith@yahoo.com
Gary Hoyle
828-963-6307 h
828-963-3995 w
828-262-2796 fax
garyh@wgc-idpa.com
www.wgc-idpa.org

August 20, 2011

Ontario Provincial Championship

Kingston, Ontario
Geoff Mulligan
613-354-0692 h
idpa@bell.net
www.frpc.ca/index.php/idpa_2011

August 20 - 21, 2011

2011 WA State IDPA Championship

Renton, WA
Richard Breneman
206-365-1674 h
206-428-0538 w
rick45x8@yahoo.com
Robb Wolfe
425-255-0643 h
562-795-7186 fax
robbwolfe@comcast.net
northwestsection.org/waidpac11

August 26 - 27, 2011

IDPA European Cup 2011

Divaca, Slovenia
Frank Glover
919-693-6313 h
919-691-7686 w
therange@gloryroad.net
Toni (Honeybunny) Dandreamatteo
954-306-0288 h
954-608-8482 w
toni.dandreamatteo@gmail.com
www.idpaineurope.eu

August 27 - 28, 2011

Upcoming Major Matches

Alberta Provincial Championship

Calgary, Alberta
Lindsay Greene
403-585-4454 h
780-699-0603 w
403-730-2032 fax
gforceconcrete@gmail.com
Candice Jensen
403-730-2032 h
403-477-0008 w
403-730-2032 fax
candybanana@hotmail.com
www.myathl.com

September 4, 2011 TX State IDPA Championship 2011

Hempstead, TX
Al Liczwek
281-288-7522 h
281-355-7467 w
281-288-1366 fax
liczwek@sbcglobal.net
Eric Cooper
936-273-9547 h
coop1911@comcast.net
www.tts-idpa.com

September 10, 2011 Tri-State Regional Championship

Arlington, TN
Larry Hill
901-233-7557 h & w
ljhill3@comcast.net
tri-state-regional.com

September 17 - 18, 2011 MI State IDPA Match

Romulus, MI
Jack Allen
734-528-4258 h
248-633-4600 w
734-544-1054 fax
bailagents@aol.com
Chris Kuzara
313-477-0181 w
313-382-4924 fax
chriskuzara@wowway.com
www.raccoonhunters.org

September 21 – 24, 2011 IDPA World Championship

Frostproof, FL
870-545-3886
870-545-3894 fax
info@idpa.com
www.idpa.com

October 1, 2011 IDPA 2011 Indiana State Championship

Atlanta, IN
Jeff Brown
317-984-1758 h
317-645-5068 w
idpashooter1@hotmail.com
Joe Tyson
317-804-9597 h
Blainepoe@gmail.com
www.indyidpa.com

October 8, 2011 MS State Match

Saltillo, MS
Nicky Carter
662-871-3346 h & w
ndcarter61@gmail.com
DeDe Carter
662-871-1723 h & w
tansu@prodigy.net
www.ridgecrossingshootingclub.com

October 14 - 15, 2011 East Coast IDPA Championship

Prospect Hill, NC
Dean Brevit
919-805-0370 h
caswellranch@embarqmail.com
www.caswellranch.com

October 15, 2011 Fall Brawl

CASA
Little Rock, AR
Goose Changose
501-690-6656 h
501-367-8012 w
501-320-4889 fax
wchangose@aol.com
Jeff Melton
501-804-8927 h & w
jqmelton@att.net
www.casarange.com
GPS Coordinates: N34 52.2 W92 43.4

October 15 - 16, 2011 NM 2001 IDPA Championship

Las Cruces, NM
Bill Weed
575-644-4286 h & w
xd40_shooter@comcast.net
Anthony Trejo
575-649-1829 w

amtremo@q.com
www.test-lc.com

October 22, 2011 TN State Championship

Manchester, TN
Kurt Glick
931-455-7056 h
931-455-1121 w
931-454-1767 fax
kglick@tullahoma-tn.com
www.midtnshooters.com

October 29, 2011 2011 IDPA GA State Championship

Conyers, GA
Capel English
770-346-7771 h
678-324-2005 w
678-324-2095 fax
cenglish@sanpsinc.com
Brett Hanus
404-936-7166 h
bretthanus@gmail.com
www.gadpa.com

October 29 - 30, 2011 2011 Blackwater Shootout

U.S. Training Center
Moyock, NC
Ron Reiner
Dave Cloutier
www.defensiveshootersconfederation.com

November 5, 2011 Music City Cup

Dickson, TN
Michael Bresson
615-641-6631 h
615-332-5206 w
President@mctclub.com
Greg Bell
615-333-1425 h
615-403-4186 w
VicePresident@mctclub.com
www.mctclub.com

November 12, 2011 Citrus Challenge

Orlando, FL
Daniel Corriveau
407-812-6763 h
703-868-9532 w
cfdpa@cfl.rr.com
Ernest Myers
407-325-5801 h & w
emyers@hotmail.com
cfl-idpa.info





position to engage three more threats. Fifteen round free style stage.

Stage 10 (Here They Come) While retreating you engaged three targets on your way to cover and them re-engaged them from the safety of that cover. 12 round free style stage. Stage ten, the second set of 6 shots, two on each was shot through and relatively low port requiring you to either bend over or kneel. This stage was the limited Vickers stage as I recall.

We then broke for lunch roughly at noon. Hamburgers, hot dogs and all the trimmings were presented.

Anyway, we went back at it after a fine lunch.

Stage 1 (Car Jacking) Seated in the car, you retrieved your pistol



and spare ammo from the glove box to engage three banks of three targets. Opening the glove box activated a very challenging NEVCO double swinging target with a threat and non-threat target. Free style Vickers count for a minimum of 18 rounds. This stage required a lot of movement in the cars ample bench seat. Starting with your hands on the steering wheel, you slid right to get gun and ammo from the glove box. Then you engaged an array of three targets out the right window. Then

you slid left engage three targets from the other window including double swinger. Then you went back right to engage 3 more targets from around doorsill out in front of car. Mags/loaders were either removed from glove compartment had to be stored on belt or left on seat. There was an injury here when one competitor rushed the glove box and got a jammed finger as a result.

Stage 2 (Morning Surprise) Again seated but this time on the toilet you

are attacked with six threats. The bad guys find you with your gun unloaded and the indignity of it all was solved with a total of 12 rounds if you did your part. A feature of Stage 2 was that the gun and loaders/mags were at your side and not on your belt. This stage should have meaning for those of us who actually carry. Think about where you are most vulnerable! You can get caught with your trousers down, your gun unloaded and your spare ammo on the ground!

Stage 3 (ATM Robbery) Facing an ATM simulation, you are required to turn, draw and engage six threat targets. Total of 12 rounds free style and Vickers count,

this is almost a mandatory stage but then again, where do you "buy" your money most? For me, it is the ATM. Maybe next time it will be while I am in the car.

Stage 4 (One Fell Down) Required you to engage six threats in two banks of targets. The last target was in an unusual attitude lying on its side. Total of 12 rounds minimum, Vickers count and free style, you had to look down to see the hidden bad guy lying on his side.

Stage 5 (Shoot Out From Cover) presented two poppers which

(Continued on page 35)



NEW TARGET PASTER TAPE
Wyse Distributing
Superior Adhering Properties
 Muggy Weather / NO PROBLEM
 Muzzle Blast Blow Off's / NO PROBLEM
 2160 perforated 1"x1" pasters per roll
 Brown \$7.00 per roll + S&H
 White \$8.00 per roll + S&H
 Black \$8.00 per roll + S&H
 S&H 1 roll \$5.20 / 2-16 rolls \$10.95 / 17-15 rolls \$14.95
 Check or Credit
Robert Wyse 419-583-0590
 737 N. Fulton St., Wauseon, Oh 43567
 shooterbob27@yahoo.com



Two shooters also claimed incorrect bullet weights. This was discovered after the match when I pulled and weighed the bullets. Both mistakes were important. One shooter's ammo would have been under-powered with his claimed 115 grain bullet weight, but he was really using 124 grain bullets. The other shooter was using 185 grain .45 bullets, but thought he was using 230's.

ground down/rounded off.

- » One CZ SP01 with a full length dust cover weighed in at 42 oz., non-legal IDPA gun.
- » All safeties worked.

Weight:

- » One 43 oz. 1911 was moved from CDP to ESP.

Mags & Box:

- » A cop had his SWAT gear, with extended mags that wouldn't fit in the box. All other guns fit in the box.

Ammo:

- » Two .45's didn't make power factor. One shooter used 185 grain bullets by mistake with a powder charge for a 230 grain bullet. Another shooter thought he only had to make 125 PF.

NEVC

TARGETS

Make freedom ring!

Custom Steel Targets

◆ Now offering long range rifle targets and all steel airsoft target systems. ◆

www.nevcotargets.com

Holsters:

- » One dropped and offset holster, way illegal.
- » One forward canted holster. Corrected on the spot by unbolting/bolting the pivot mechanism.
- » One holster with spacer pieces. Uncorrectable on the spot.
- » One holster too far forward. Corrected on the spot.

Mag Pouches:

- » Probably 40% - 50% of shooters had the mag pouches further forward than allowed in the rule book (leading edge behind CL of body as defined by line down from center of your armpit). Many IDPA shooters seem to put a double mag pouch squarely on the side of their hip, which matches the (legal) gun placement on the opposite side. I think this is the most frequently violated equipment rule in the book. All shooters relocated their mag pouches rearward. Several grumbled that they couldn't because their belt loops were "in the

way."

One ESR shooter had his first moonclip almost 2" from his holster. Easy adjustment to get it back within 1" of his holster.

Things I missed:

- » I forgot to look and see if the holster belt was going through pants loops.
- » I forgot to elevate the muzzle before firing through the chrono until the match was almost over, just blew it. I doubt it would've added 40,000 to the two .45 ACP shooters that didn't meet power floor, but I'm not sure.
- » I think I forgot to check a grip safety on the first XD that came through.
- » All of the other stuff I'm not aware that I missed.

Summary:

The goal was to bring problems to light, before shooters spent a lot of time and money travelling to sanctioned matches only to find they had non-compliant equipment. An inspection stage takes a bit of work, and a good understanding of the rules before getting started. But it was highly educational for everyone, and most everyone appreciated it.





Italy where I live.

Friday morning we first met to discuss the spirit of IDPA, firearms, holsters, reloads, and so on. In the afternoon at the range: what a beautiful site.

ammo on the carousel. Final document check out was smooth; Lithuania, being an EU nation, accepts the "Firearms International Paper"; this is a document issued by the home police department that allows seamless travel throughout Europe with firearms dedicated to shooting sports.

Andrej Lipa, my connection to the Lithuania shooters with whom I have been exchanging emails for the past several months, was waiting for me. He had a picture of me and had no problem recognizing me... but it could also have been because among so many tall people I was not really shining for my height.



The range is normally used by the local police and the military. It's very large with a sandy base. One portion is divided into pistol bays, rifle bays and even a shooting house! The range hosts IPSC matches too. So

there is already a base organization at the club. They still lack basic equipment such as swingers, droppers and movers, but what's important is that they have the desire and the spirit to start IDPA.

We ran a classifier in one of the bays; then I setup small IDPA stages inside the shooting house to explain and demonstrate the basic IDPA techniques.

On Saturday we spent the whole day outdoors and several shooters had a taste of IDPA shooting several times... until all ran out of ammo.

Sunday was reserved for future Safety Officers: Theory in class and practice at the range.

The following Monday I turned into a tourist and drove around Vilnius with Andrej, a most gracious guide, then to the airport right in time to miss the upcoming clouds; Still with Lufthansa who once again asked me for money: 35 Euros to transport my firearm back to Milano. Sure!!

What can I say, a beautiful experience; new friends that for sure will generate more shooters. Cordial people, good food and a delicious beer... and another opportunity to improve on my poor English!

Now I am ready for a new mission.

What's my next mission? Ireland in mid-November! Fortunately the range is indoors. I wonder how I

will manage with people that speak English daily – of course some say that their English is kind of different... we'll see!



GLOCK TRIGGERS
 Custom Competition Drop-in Triggers for Glocks

THE EDGE
 THE CHALLENGER

GEN 4 KITS NOW AVAILABLE

877-454-0877
 www.glocktriggers.com

set-up, registration, scoring, etc. I seem to remember that I set up an Excel spread sheet for the scoring. In March, 1999, we held the first match. We were shocked at the turn out! As I recall there were about 30 to 40 people at the match, which really sort of blew us away. We never even remotely expected such a large turnout.

The first match was either four or five stages, all rather simple and straight forward. For the next couple of months we continued to hold matches and kept wondering if the turnout was just a fluke. However, the shooters just kept on coming.

The Club continued to grow. Within a short time the attendance was generally up in the 50's or higher. There was extensive improvising during those first couple of years. We were still learning the rules. There were a lot of consultations between us about what the intent of the rules was, and how any particular situation should be covered. We learned new lessons almost every match!

The founders were very committed to the concept that we wanted to be "user friendly." Our position was safety, safety, safety, have fun, and did I mention, safety? We pushed hard to make sure that

our Safety Officers (in those days, Range Officers) tried to put the shooter first. We did not want the sport to be so rule dominated that it was an "I gottcha," experience. At those early matches it was common for a shooter to do something and then ask, "Was it O.K. to do that?" Half the time we did not know, and after conferencing, we would make a decision, and if we were not sure, let the shooter have a reshoot (as long as they had acted in good faith). That founding group had a lot of fun, and even put up with my sense of humor. The group spent long hours putting on the matches



Ed Vernon

I was the club president for the first three years. There was a fellow shooter named Wayne Johnson who had started attending our matches in July, 1999. He was interested, capable, and willing to take over from me. Since I am self employed, I was not feeling that I had the time to do everything that I wanted for the club. Looking back, I realize that my particular skill set was organizational. Wayne was the perfect person to take over. He has the operational abilities to keep the club moving. He was also retired, and had the time available to do much more than I had been doing. Since he took over, he has spearheaded getting three new cargo containers for securing our growing list of props, set up great prize tables (all by random drawing), and led the expansion of the club membership to what it is today. Wayne is stepping down as president at the end of December, 2010, and we already have a capable individual, Duane Chinnow, to take over. We are averaging 70 to 90 shooters for



Wayne Johnson

and taking care of the club. Typical of any new organization, initially just a few people did the bulk of the work.

STI INTERNATIONAL THE STI **GP** SERIES

STI GP5

-INTERCHANGEABLE BACKSTRAPS:
TO BETTER FIT YOU

-AVAILABLE IN DA/SA OR DAO

SCAN QR CODE FOR MORE INFO

STI FIREARMS FOR A FREE CATALOG EMAIL: CATALOG@STIGUNS.COM

(Continued on page 35)

matches. The National IDPA Championship, which had a higher than usual level of revolver participation than most Sanctioned Matches, had only 10% of the shooters in those two divisions — 4% in ESR and 6% in SSR. That means that the other 90% of the participants were competing in the other three divisions. Check any recent Sanctioned Match and you will find very few revolver shooters competing in any of the classifications, often there are none at all.

There are a number of reasons for the decline in revolver shooting. The fundamental reason why so few members use revolvers in IDPA competition is that the IDPA is fundamentally a “practical shooting sport.” It is in tune with the idea that shooters embrace courses of fire that “simulate potentially life-threatening encounters”; that means shooting firearms similar to those that they might choose to carry. Forty years ago revolvers were carried by the vast majority police officers in the US; now revolvers are often not even allowed as duty weapons for law enforcement. As semiautomatic pistols have grown progressively more reliable and accurate over the years, the move has been to move

to them. Their slimmer profile and, most importantly larger magazine capacity and ease of reloading have made them the de facto standard for law enforcement and militaries around the world. With fewer full size revolvers out in the real world, there is a resultant drop in their use in IDPA competition.

The most obvious solution to addressing the lack of shooters choosing to participate in revolver divisions is to discontinue the ESR and SSR divisions from competition.

Why is it a problem that IDPA matches have only one or two competitors in the revolver divisions?

Any separation of competitors should strive to have more or less even participation in each category. This is not a hard and fast requirement, but when two categories that should encompass about 40% of your contestants routinely has fewer than 10% of the match in those divisions, then something is out of balance. There is also the problem of keeping shooters competing against approximately evenly skilled shooters. It is virtually impossible to get bumped in a Sanctioned Match while shooting a revolver — there are just not

enough contestants to qualify for an automatic advancement. That means that a revolver shooter who is a skilled shooter but has problems with the structured Classifiers may never advance to a higher classification. This might be good for the shooter who routinely wins every match, but in not so good for less capable shooters who never get the chance to compete against their true peers. Finally, IDPA is grounded in practical shooting. With so few people carrying revolvers we are getting away from one of the basic tenants of the organization — we have two divisions that are used for competition only.

There are some other real advantages in discontinuing the revolver divisions. Current stage design must take into account the need to accommodate six, nine, and eleven round capacities. Too many divisions tend to fragment the competition.

We also need to address another issue with divisions — the lack of a division that meets the need of the most common semiautomatic pistols now in use. The biggest change in pistols over the last 15 years have been proliferation of high capacity 45 caliber handguns and the rise of the 40 caliber round. The IDPA needs to address the changing needs of our members — we should a new division that responds to a widening gap in modern pistols. Current IDPA divisions do not accommodate these changes. At present there is a gap between the CDP, which was specifically tailored to the ‘old reliable’ model 1911 pistol, limiting the division to 45 caliber with a division capacity of 8 +1,, and the

(Continued on page 35)



UNHOLSTERED.com
Hunting & Shooting Gear

We Have What You Need!


CR Speed	ERGO Grips	Pro-Ears
Blade-Tech	PMAGs	Maxpedition
JP Rifle Parts	Comp-Tac	Airsoft Trainers
Magpul Stocks	Condor Rifle Cases	Aimpoint
ACE Stocks	Fenix Flashlights	Much More...

www.unholstered.com • 651.770.1352

Random Shots

ESP/SSP which requires a minimum power factor of 125,000 and allow division capacities of 10 +1. In order to address the changing needs of shooters we need to create a new division, the High Capacity Service Pistol (HSP), to allow our shooters to compete with the firearms they actually carry. This division would not specify any specific caliber; it would only require making a power factor of 165,000; 45 caliber, 40 caliber, and the 357 SIG all can meet this requirement. The new division would allow a division capacity of 10+ 1. The proposed new HSP division would provide a home for all those who wish to shoot a powerful defensive round without being limited in magazine capacity and to a specific caliber without having to compete against the faster 9mm in the current SSP division. This is exactly in the spirit of the IDPA that encourages us to use practical equipment that most of us are actually using.

But what of the current CDP division? It should be modified to limit it to single stack 1911-style pistols. Mr. Browning's design has been with us for a century; it will probably be around for at least another hundred years. Let the single stack shooters, who are passionate about their design, shoot in their own class against like-designed pistols. There will always be ample shooters who wish to compete with the wonderful old single stack pistols. And like the SSP shooters, the CDP weapons can also choose to participate in the new HSP division.

Four well-attended divisions shooting the firearms we are actually using will provide a better, fairer competition for a greater number of practical shooters, while remaining true to the our IDPA principles. 

Sacramento Defensive Pistol Shooters

(Continued from page 33)


each match, and have held several matches with attendance in excess of 100 shooters! We have had matches where the Sacramento County Sheriffs SWAT team participated, as well as other benefit matches.

Of the original group that founded SDPS, only Ben Norman and I still shoot regularly. Ben is still on our Board, and handles passing out the award pins after each match.

Wayne Johnson emailed me and asked if I could do a brief history of the club, since more than 10 years had passed. It really shocked me when I realized that 10 years had gone by. I still love mentoring

a new shooter at their first match. I still think that the members of our club are some of the finest people that I have ever had the privilege of knowing. I have a sense of accomplishment that I was part of a group of people who had the foresight to begin a club that will, hopefully, outlast us all. It has been an honor to work with such nice, dedicated, and motivated individuals.

My closing thought is that if you are contemplating beginning a club, go for it. It may be a chore at first, but the satisfaction of watching it grow is a huge reward.

Be safe, have fun, and make great friends! 

The Virginia State 2010 Kettlefoot IDPA Match!

(Continued from page 30)

activated pop ups after you shot a bank of three head shots. The problem was that it was shot from behind a barricade with the array of paper targets separating the poppers. Total of 12 rounds free style and Vickers count, I found it easy to lose count here and it was possible to forget to engage the pop up targets.

As I recall, my squad was complete at a bit after 1:00 PM. I wanted some more please Doctor! Things I liked included the fast moving organization and luncheon. Candidly, it was hardly worth bringing a chair as you got little use out of it at all. I also liked the target arrays and the special targets. I may not hit them but I do like them! I also appreciated the fact that the Course of Fire was not a test of my limited physical fitness.

The Kettlefoot Match Director, Assistant Match Director, Safety Officers and staff were superb. The course of fire was great and the

match smoothly run. 

RIMZ THE "NO TOOLS NECESSARY" POLYMER MOONCLIP....

RIMZ 25 fits 625-3 and older .45 ACP

RIMZ 625 fits 625-4 and newer .45 ACP

RIMZ 610 fits 610-2 and newer 10mm/.40

RIMZ 646 fits S&W 646 "L" frame .40



NOW ! THE must have tool for the 1911 Pistol...The Ultimate Bushing Wrench!

STORES in the mag well of your pistol
SHOWS safety orange with slide open - fits GVMT & Commander Bushings



www.beckhamdesign.com

For toll-free ordering call:

1-866-726-2658

Beckham Product Design

1048 Irvine Ave #614

Newport Beach, CA 92660

to reset. Squads will fly through them. Unfortunately, the last bay has three stages. Two are short, quick stages that run smoothly. The third has a seated start and three strings. Things grind to a halt and the squads start to back up. You can fix this by planning and learning what costs time.

So how do you balance a match? You set up each bay with stages that will all take the same time to run a squad through. Some clubs accomplish this by simply having stages with all the same round count. Go to their match and you will find all 12 or 18 round stages. This may help simplify things but it gets boring. You do not have to do it this way. You can vary the stages and the challenges to the shooters very easily.

To begin you need to observe how things at matches work together. When you go to matches, study the stages. You will see how stages with similar round counts can take more or less time depending on a variety of factors. See how a complicated wall structure or the inclusion of long range targets will take more time to run and increase the reset time due to the extra movement involved. See how activators and reconnecting movers & gizzies add to the reset time. Take notice how much time a fast six-shot stage takes to reset when compared to a longer and more complicated stage.

Now look at other things that add time to a stage. Multiple starts will add time, though not as much as separate stages will. Starting with a gun on a table, in the box, or a drawer takes more time for the shooter to get into position. A seated start takes time, as the shooter will have to get settled in.

Starting in a car or truck adds to the set up time. Time is lost in entering and exiting the car. Starts involving beds, tents, recliners, barbers chairs, or handcuffing a briefcase to the shooter will run down the clock. You can do any of this in a match, but you must understand that doing these things use more time than a standard standing and holstered start will. Factor that in and you will have no trouble.

So let us look again at the match I spoke about earlier. The three string stage with the seated start simply took too much time. Had that stage been removed, the remaining two short stages would have taken the same amount of time as running a stage in each of the other bays. The match would have been in balance and the shooters would then have had a smooth match with no back ups.

When you set up a match, it is relatively easy to see the big problems, if you choose to look for them. The first step in making a match flow is to identify the combinations of stages in a bay that will obviously take more time, such as the previously mentioned three stages. This is a great first start. The next step is to look at these factors in a match (like a seated start) and how that affects the stage. They will add more time. With some experience you will learn if this is a problem or not, and what if anything should be done to compensate for this in this or another bay.

When you are laying out your match, look over the stages. Imagine how they will look set up. Try to see what will move quickly and what may not. Compare this to how it actually worked out on match day. This will begin to

give you a feel for how your bays should flow. Do not be dismayed if you make errors. Most of us learn best from our mistakes. The trick is to make sure you learn.

Top shooters can analyze a stage and calculate what their stage time will be. Armed with the knowledge of their draw time, splits, transitions, and foot speed, they can be pretty accurate in their numbers. Many will also use a stopwatch and visualize how they will shoot it, then check the time elapsed. A stage designer can learn to use similar concepts to calculate how long a stage will take to run and reset. You do not learn it overnight, and the first step in doing this is to begin noticing how long things take.

One non planning related problem that can strangle a match is squad jumpers. Sometimes when there is a jam up, some squad will get the idea to bypass the backed up bay and go to the next bay. They do not care but by doing this, they will make the jam even worse. Those shooters may get to finish early, but they are practically guaranteeing a horrible match experience for everyone else. This selfishness is unsportsmanlike conduct of the worse sort and must be addressed by the MD when it occurs.

Remember that planning is an important tool in the MD's toolbox. Think about the consequences of an unbalanced match. Keep an eye on the squads and be ready to stop squad jumpers. Get your match on track and enjoy it when things work out the way you planned. And you too will "love it when a plan comes together."

BERRY'S
 MAKING BULLETS AND SHOOTING
 ACCESSORIES SINCE 1964

**WINSTEAD
 PETERS
 ACC-2000
 ELECTRONIC SCALE**

- 2000 GRAINS / 130 GRAMS CAPACITY
- SIX DIFFERENT UNITS OF MEASURE:
 OZ - TROY OZ - GRAIN - GRAM - CARAT - DRAM
- TEXAS INSTRUMENTS® HIGH-SPEED PROCESSOR
- LARGE WIDE-ANGLE HIGH CONTRAST DISPLAY
- LOW BATTERY INDICATOR
- NO WARM-UP TIME, READY TO WEIGH IN 3 SEC.
- RUNS ON 3 AA BATTERIES OR AC ADAPTER
- EASY 1-2-3 CALIBRATION

ORDER ONLINE
 BERRYSMFG.COM
 800.269.7373



BERRY'S MANUFACTURING
 401 N 3050 E • St. George • UT 84790
 berrysmfg.com • sales@berrysmfg.com

Advertisers Index:

Beckham Product Design	35	Red Dot Shooting, Inc.	17
Berry's Manufacturing	37	STI International, Inc.	33
Competition Electronics	25	Smith & Wesson	40
Competitive Edge Dynamics	38	Speed Shooter Specialties	27
Competitive Edge Dynamics	39	Springfield Armory	14
Decot Hy-Wyd Sport Glasses, Inc.	21	Starline	10
GlockTriggers.com	32	Target Barn	13
Harris Publications	2	Unholstered.com	34
Jager Products, Inc.	26	UniqueTek.com	12
Nevco Targets	31	Wilson Combat	4
Precision Delta	7	Wyse Distributing	30

IDPA Thanks their advertisers for their generous support!

THANK YOU ADVERTISERS!

The Quality & Service you expect!



CED Universal Pocket Scale

The CED Universal Pocket scale provides a wide range of units of weight, accuracy, fast response time, and is easy to use. UNIVERSAL in that this precision instrument not only measures up to 3,000 grains at 0.10 increments, a first in the shooting industry, but it also provides measurement in gram, ounce, troy ounce, carat, and pennyweight as well. Finally, a truly universal electronic scale designed for compact mobility. Compact Size: 11.2 x 8.6 x 3.0 cm (4.4" x 3.4" x 1.1")
CEDUPS \$89.95



CED Watertight Cases

CED water tight, dust-proof, dent-resistant, shatter-resistant, virtually unbreakable cases are durable, strong and able to withstand some fairly extreme conditions. They are essential for keeping equipment secure and are a prerequisite for transporting or freighting delicate air cargo or protecting your valuable handguns. Each case is packed with multi-layers of eggshell and cubed foam to provide the best of both. Available in three sizes:

- AK-13L (Large Case) \$59.95**
- AK-13M (Medium Case) \$49.95**
- AK-13S (Small Case) \$39.95**



Quick Patch Deluxe Tape Gun

The CED Deluxe Tape Gun patches holes on targets faster and easier than humanly possible by hand. Extremely easy and fun to use! No need to worry about running out of patches while in the middle of a match! The CED Deluxe Tape Gun will handle most brands of full size patches available on the market today. Save time, and have lots of fun.
Price: US\$79.95



CED Magazine Storage Pouches

Organize your magazines in our specially designed storage pouch that will keep them separate, protected, and ready to use. Made of durable long lasting 600D polyester (double layered) with moisture backing. The Standard Six-Pack – holds 6 double stack mags or 12 single stack mags. The adjustable Velcro cover allows storage of 140mm high magazines as well as those with extended base pads. **12.25"W x 7.0"H closed (open 12.25 x 11.5" aprx.) MSP \$11.95**



Competitive Edge Dynamics, USA

Orders: (888) 628-3233
Information: (610) 366-9752
Fax: (610) 366-9680
Email: sales@CEDhk.com
(Hours: 9am - 5pm EST)

**Come visit us online!
WWW.CEDhk.com**

Order online 24 hours a day!



*To be the best,
train with the best...
CED Products*



The Quality & Service you expect!

CED7000 Timer

The smallest, most lightweight shot timer EVER!

- * 10 String memory with up to eleven multiple Par settings
- * Spy Mode / Stopwatch Mode / Alarm Clock feature
- * Combined Comstock / Repetitive / Countdown / & Auto-Start Modes
- * Full line of accessories, including RF upgrades for BigBoard Display & Time Keeper use
- * Comes with universal charger, neck & wrist lanyards included

3.94" x 1.85" x 0.7" weighing only 2.9 oz
CED7000 \$119.95
CED7000RF \$134.95



CED Deluxe Professional Range Bag

CED has taken the BEST Range Bag on the market today to an entirely new level of design and function. The new CED Deluxe Professional Range bag, has 25% more storage capacity, two additional zippered pockets have been added, one on each end, includes seven magazine pouches, Ammo Brass Pouch, Zippered Pistol Sleeve, metal hardware, combination cable lock, and the new CED Universal Pouch! The ultimate Range Bag to own! Overall Bag 21" L x 11" H x 14" W. Avail. in Black, Royal Blue, Hunter Green, Red, and Navy.

CEDDRG \$89.95



Range Ready Cleaning Kit

The ultimate pistol cleaning kit for those who want it all! Designed to fit comfortably into your range bag, the Range Ready Cleaning Kit opens to reveal a custom 14" x 17" cleaning mat built right into the kit itself, is the perfect workstation for your field repairs and pistol cleaning needs. The entire Cleaning Kit measures only 8" x 12" x 1.5" and easily stores away inside your CED Professional Range Bag. Includes more functional products than all the others!

CEDDAACK \$59.95



- Chronograph System \$199.00**
- Infrared Upgrade \$89.00**
- NiMH Battery Pack \$48.00**
- Custom Carry Case \$35.95**
- Full accessory line available!**

CED M2 Chronograph

- The fastest, most accurate chronograph & it even talks!
- * Over 1000 shot capacity with up to 500 string permanent memory
- * Records velocities in feet or meters from 50 fps to 7,000 fps.
- * High, Low, Average, & Hi-Average velocity readings
- * Extreme Spread, Standard Deviation, Edit & Omit functions
- * Built-in Calculator & IPSC / IDPA Power Factor Function
- * Voice Chip technology – Results can be heard as well as seen
- * USB interface with new Data Collector Software program included



Competitive Edge Dynamics, USA

Orders: (888) 628-3233
 Information: (610) 366-9752
 Fax: (610) 366-9680
 Email: sales@CEDhk.com
 (Hours: 9am - 5pm EST)

Come visit us online!
WWW.CEDhk.com

Order online 24 hours a day!



*To be the best,
 I train with the best....*
CED Products



Eric GRAUFFEL
 World IPSC Champion

TACTICAL JOURNAL

2232 CR 719

BERRYVILLE, AR 72616

E-mail: info@idpa.com

Website: www.idpa.com

Phone: (870) 545-3886

Fax: (870) 545-3894

PSRST STD
U. S. POSTAGE
PAID
Print Group Inc.

FINE-TUNED MACHINES




Model 60
Pro Series



Model 627
Pro Series



Model SW191
Pro Series



686 SSR
Pro Series



GET THE *PRO SERIES* ADVANTAGE

Seconds count, in competition and real life. The *Pro Series* from Smith & Wesson offers a variety of enhancements designed to give you an edge, yet remain true to stock. Choose your advantage from our complete line of *Pro Series* pistols and revolvers.

NASDAQ: SWHC
MADE IN THE U.S.A.



Smith & Wesson
Pro Series

smith-wesson.com