

IDPA

**Puerto Rico
National
Championship**

**2013 IDPA US
National
Championship
Info Inside**

**IDPA Pro Tips Column
Featuring Massad Ayoob**

Tactical Journal

THE OFFICIAL PUBLICATION OF THE INTERNATIONAL DEFENSIVE PISTOL ASSOCIATION

Second Quarter 2013
Volume 17 - Issue 2



BECOME A MEMBER

Experience the thrill, the excitement and the camaraderie of competitive shooting. Join IDPA, the fastest growing shooting sport and find out what you've been missing.

[EXPLORE MEMBERSHIPS](#)

SPONSOR AN EVENT

ABOUT IDPA

PARTNER WITH IDPA



The International Defensive Pistol Association



FIND IDPA CLUBS

Enter a name or club member #:

[SEARCH](#)



FIND IDPA MATCHES

Select a match type:

Local Matches

From:

To:

[SEARCH](#)



WELCOME TO THE OFFICIAL IDPA WEBSITE

Your source for info on IDPA matches, events, clubs and members

THE LATEST NEWS FROM IDPA

IDPA PREVIEWS STAGES FROM THIS WEEKEND'S PUERTO RICO IDPA NATIONALS

Date: Mar 15, 2013

BERRYVILLE, Ark. – Shooters from Costa Rica, Mexico, Puerto Rico, the United States and Venezuela will go head-to-head for the Puerto Rico IDPA National Championship title this weekend, and the International Defensive Pistol Association (IDPA) is giving you a More →

COMP-TAC SPONSORS THIS WEEKEND'S PUERTO RICO IDPA NATIONALS

Date: Mar 12, 2013

BERRYVILLE, Ark. – The International Defensive Pistol Association (IDPA) announced that noted holster and accessories manufacturer, the Houston-based Comp-Tac Victory Gear, will be a major sponsor of the 2013 Puerto Rico IDPA National Championship More →

[More IDPA News](#)

Visit the new IDPA website. With improved functionality and more features than ever, this website does it all. Come visit. You'll wonder how you managed without it.

GUNS&AMMO



SHOOTING

COMBAT HANDGUNS



P&T Partners
Premium 1911 Specialists
SINCE 1973

IDPA SPONSORS
Become a Sponsor

IDPA ON TWITTER

[FOLLOW IDPA](#)

You New England IDPA shooters, be sure to mark your calendars...especially for the Live Free Or Die State IDPA...
<http://t.co/uiB6MUnE00>
about 6 hours ago

ABOUT IDPA

- Introduction
- Who Competes?
- Types of Matches
- Benefits of Membership

JOIN TODAY

COMPETE IN IDPA

- Club Directory
- Event/Match Directory
- IDPA Rules

NEWS

- The Down Zero Blog
- The Latest News



The International Defensive Pistol Association
2232 CR 719
Berryville AR 72616

Phone: (870) 545-3886
Fax: (870) 545-3894
Email: info@idpa.com

IDPA At Home In Puerto Rico's Shooting Paradise

by: IDPA Staff

If you ever wanted to compete in an international shooting match but worried about traveling with firearms outside the U.S., then the Puerto Rico IDPA Nationals is just the match for you.

Thanks to the generous support of companies like Smith & Wesson, Safariland, Century Arms, Comp-Tac Victory Gear, Fiocchi Ammunition, Fobus Holsters & Pouches, Uncle Mike's Law Enforcement and Tactical Equipment and Blindados, the second annual Puerto Rico IDPA National Championship brought 125 top shooters from Costa Rica, Mexico, Puerto Rico, the United States and Venezuela to the RL Shooting Club in Caguas, all in search of the 2013 title.

The championship took place March 16 and 17 and featured 12 challenging stages that, unlike so many ranges you're probably used to in the States, took advantage of the unique and beautiful terrain of Puerto Rico...and the construction assistance of Puerto Rico's National Guard.

Not only did the PRNG build 10 bays on the range – complete with shade canopies – but they also fielded a shooting team to compete and staff the match. It's this kind of dedicated local support that helped Match Director Max Rivera put on a first-rate competition.

Blessed with the range environment that few others have, Max was able to take advantage of

(Continued on page 25)

WILSON  COMBAT.



**WORLD'S FINEST
FIREARMS &
ACCESSORIES**



1-800-955-4856 **BUY NOW** AT WILSONCOMBAT.COM

IDPA

Tactical Journal

THE OFFICIAL PUBLICATION OF THE INTERNATIONAL DEFENSIVE PISTOL ASSOCIATION

May 2013

Volume 17 Issue 2

FEATURED ARTICLES

3 IDPA At Home In Puerto Rico's...

IDPA Staff



COLUMNS

6 Run a Better Match

Ted Murphy

8 From a Woman's Perspective

Kitty Richards

12 Random Shots

Thomas Pinney

14 Through the Eyes of a Junior Shooter

Austin Proulx

16 IDPA Pro Tips

Massad Ayooob



FROM HQ

11 A Message from IDPA Executive Director...

Joyce Wilson

19 2013 IDPA US National Championship Entry Information



20 2013 IDPA US National Championship Entry Form

30 Upcoming Major Matches



PLEASE READ THE FOLLOWING:

The IDPA Tactical Journal welcomes all submissions of press releases and news items of interest to our readers. All material is considered unsolicited and is subject to the approval of the Publisher, Editors and Advisory Board. All submissions imply consent to publish and will not be monetarily compensated or returned. If you'd like to submit an article, please send it to TacticalJournal@idpa.com.

Run a Better Match Build a Better Club

by Ted Murphy A02127



Spring 2013 is beginning to bloom. The sun is shining, the allergens are blowing and the gun smoke is thickening- at least for those of us who can find some ammunition. The hoarders and speculators have made things interesting for us all. I hope that things settle down soon, and the speculators lose their shirt.

I hope you have your applications in for the summer matches that are now open. Do not dawdle; I believe most of these matches will fill sooner rather than later.

Shooting:

We all shoot IDPA for different reasons. For many of us, it is the competitive nature of the sport that drives us. The competitive spirit will drive you to do your best and to work hard until you see yourself at the top of the listings. For other shooters, it is the desire to practice what you carry, or to simply enjoy a day out with your friends. Many shooters will have different motivations guiding them for different matches. These are all good reasons to shoot IDPA and one reason is no better or worse than the other. Never criticize the motivations of one subset of IDPA shooters. We are all in this together.

Shooters who want to be at the top of their game will typically not shoot when they are injured, sick, or otherwise under the weather. Shooters in the other two groups will often come out to shoot anyway. The defensive minded people will want to see how they



do when they are not one hundred percent. The socially minded people will hang out if they are under the weather.

If you decide to come to a match when you are not your best, it is easy to limp into a match or work around certain illnesses. What if you hurt your strong or weak hand? Would you still shoot? If so, how would you do it?

Sometimes if your strong arm is a little beat up you can get weak

hand gear and shoot with that. I have weak hand gear for my Glocks and have used it when I injured my elbow and during some surgeries I went through. If you have never shot with weak hand gear this is worth trying, especially before you need to.

The difficulty is reloads. If you have enough movement with your off hand to facilitate a reload, you are still in the game. Even with my off hand in a soft cast, I was still able to reload the magazine.



A simple prop and some creativity
can make a great stage



Precision Delta Corp

Bullets & Ammunition

***** 45 Auto 185 gr. JHP Bullet Now Available *****

FREE Shipping on Bullets

www.precisiondelta.com

PO Box 128 * Ruleville, MS 38771 * 662-756-2810

The difficulty arises when you only have use of one hand. Reloads are not impossible, but tough to do within IDPA's safety rules. If you think you want to try one hand reloads in an IDPA match, please discuss it with the Match Director and Safety officer beforehand. I have shot IDPA matches when only my strong hand was in the game, and safely performed strong hand only reloads. This is definitely not an entry level skill and it has to be a skill you can do very well before IDPA Tactical Journal Second Quarter 2013

attending a match. Dry practice is a must.

If you can shoot safely I think it is worth shooting when you are under the weather. You will see how well you do when you are not at your best, and seeing your shooting friends will help you recover. I would like to warn you to be wary of your friend's sense of humor. One time I came to the match after having a podiatric procure done. After my squad mates took notice of me limping

around, my friend John made a joke that I was limping around because I shot myself in the foot the day before. Everything stopped as they all looked at me disapprovingly. They all had a good laugh after John explained it was a joke, but be mindful of how clever your friends can be.

Officiating

I have never been a fan of the "turn then draw" stage. I think it overused as most people would turn to

(Continued on page 34)



From a Woman's Perspective

by Kitty Richards A18564

Female Junior Shooters: Predicting the Future for IDPA – Part 1

Recently, I have begun to wonder about the legacy of our sport. Amid gun control laws, an ammo crisis and more governmental intervention than ever before, how can our sport continue to grow as it has over the last year? And as it does, what role will female shooters play in that growth?

Kathy Jackson is a pioneer and diva of all things concealed carry for women. Her book, *The Cornered Cat*, and *Cornered Cat* blog are the go-to resources

for women regarding carrying concealed, holsters and other questions. Jackson shared her views about the next generation with me. “Recently, I came across an academic study* which showed that female college students are much more likely to major and enter careers in science, technology, engineering, or mathematics (STEM), when they are exposed to strong female leadership in those areas during their freshman year. As I thought about this study, I realized it

could easily apply to women entering another field traditionally dominated by men -- the firearms world. That’s why I think it’s so important that women who shoot help train the next generation of female shooters.”

Are we, as female *and* male members of IDPA, helping to mentor our young women? Let’s take a look at some female junior shooters from around the nation and see what we are – or can be – doing.



Colleen Vaccaro is from Waxhaw, North Carolina. She shoots IDPA with two clubs, Central Carolina Shooting Club and Mecklenburg Wildlife Club, and in two divisions, as SSP EX and ESP SS. Only 17 as of July of this year, Vaccaro is no stranger to firearms. “I had only sporadically fired guns until I was 14, when my brother-in-law, Michael Killian, got me hooked. He was a marine sniper, and he taught me all about safety. Before I could shoot a gun, I had to name all of the parts, know how to take the gun apart and put it back together, and know all of the safety rules/range commands. This made me comfortable with the firearm, because I knew that it could not hurt me.”

Fast forward to her role in IDPA today. “I happened to go to an IDPA match at my local gun range one weekend and they were shooting IDPA. I was a little discouraged about getting procedurals for dropping magazines and breaking cover, but it became a healthy challenge. I became hooked, and I have loved learning the rules ever since. I actually took the IDPA Tactical Journal Second Quarter 2013



me to guns, and also continues to support me. Morgan is a fantastic shooter who has coached me throughout my time shooting. They are both special, because I know they want me to succeed, and they both work hard to help me do that. I consider them to be my big brothers.”

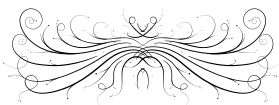
“The person that inspires me to shoot the most is probably Bob Vogel, and I know that sounds typical; but I want to beat him someday. It may never happen, but I feel driven because of this goal.” She also can quantify her other goals: “One of my immediate goals is to become better at stage reads. I am currently improving my stage reading by making myself go first at a match or stage. I then see how other people shoot it, and I notice why I might have wanted to shoot it differently. My main goal for this year is to become an SSP Master. I would really like to attend Nationals again, and the Smith & Wesson Indoor Nationals. Within the next 5 years, I would love to become a 5-gun master.”

Safety Officer Course to learn more about them, even though I am not old enough to be certified. This has given me an advantage over other junior shooters.”

This SSP shooter is a living example of the importance of having mentors and role models in the sport, and she rattles off a list. “Two people have assisted my shooting tremendously, Michael Killian and Morgan Allen. Michael was the person that introduced

Vacarro is excited about her new adventure this year as she was chosen to be sponsored by Team RangeLog. She also shares advice with other young women competing in IDPA. “Do not limit yourself because you are girl. You can beat any guy out there! I know one area of shooting that I struggle with is support hand shooting (you may refer to it as weak hand, but you should not have a weak hand!). It is more difficult for women, because we generally have weaker forearms and upper body strength. I would strongly recommend that you begin an upper body work out. You will be amazed by the difference it makes!”

This young shooter doesn't seem to leave anything to chance, so it is no surprise that she has a plan for her future. “Currently, I feel like God is calling me to some law-enforcement/military job. I would like to develop my skills as a shooter, so I that I can use them in this field. I do not know exactly where I should go, but I am letting my past develop me for the future.”



Over 700 miles north of Vacarro, Victoria (Tori) Coutant shoots IDPA at the Genesee Conservation League in Rochester, NY. Her introduction to shooting echoes that of many others: “My dad was always going to matches when I was little, and when I didn't have school, I'd tag along. I liked watching him run around “getting the bad guys.” I was around 14 when I started actually competing, and plan to continue throughout college.” Tori's dad, Roger, is the IDPA match director for their club, “...so it was just natural for me to start there.”

Coutant says she shoots because, “I enjoy learning new ways to defend myself and how to react in different situations. (Continued on page 33)



A Sincere Thank You from Starline Brass



Thank you to all our loyal customers for your business and patience.

As reloaders ourselves, everyone at Starline knows how difficult it has been to find quality reloading components on a regular basis. We thank you for sticking with Starline.

To help us meet the growing demand for our handgun brass, we continue to build our production capabilities, so we can deliver your brass for the hobby you love. But, we will never sacrifice quality for quantity.

Please keep your orders coming to starlinebrass.com, even when your favorite caliber is backordered, so you can maintain your place in the delivery process. From everyone in the Starline family, thank you for your loyalty to the Starline brand, and remember, *A Great Shot Starts with Starline.*

www.starlinebrass.com | 1-800-280-6660

Starline
Made With Pride
in the USA
1300 W. Henry St. • Sedalia, MO 65301



Second Quarter 2013
Circulation 22000

TACTICAL JOURNAL

Volume 17 - Issue 2

NOTICE

The **IDPA TACTICAL JOURNAL** welcomes submissions of press releases and news of interest to our readers. All material is considered unsolicited and is subject to the approval of the Publisher, Editors and Advisory Board. All submissions imply consent to publish and will not be monetarily compensated or returned.

Viewpoints expressed in **IDPA TACTICAL JOURNAL** are those of their respected authors and are not necessarily held by the Publisher.

Distribution Schedule: Quarterly publication with projected mailing dates of February 1; May 1; August 1; November 1

Closing Dates for Ad Copy: January 1, April 1, July 1 & October 1

Advertising Rates: Contact IDPA Headquarters for an advertising packet and rate schedule

Payment Terms: Prepayment or Net 30 days to approved accounts.

Mechanical Requirements: Advertisement copy is acceptable in any one of the following options:

1) Digital (Please call (870) 545-3886 or e-mail IDPA Headquarters at Dru_Nichols@idpa.com for Digital requirements); 2) Black & white slick, separated camera ready art or black & white laser printout; 3) Film. 120 line screen on any halftone.

Note: Ads must be the correct dimensions.

Shipping Instructions: Ads should be sent to: **IDPA TACTICAL JOURNAL**
2232 CR 719
Berryville, AR 72616

(NOTE: If you are sending ad copy close to the closing date deadline, please call Dru Nichols at 870-545-3833 or e-mail her at Dru_Nichols@idpa.com for shipping instructions.

Publisher: Joyce Wilson

Printing/Distribution: Print Group, Inc.

Production Editor: Dru Nichols

Advertising Sales: Robert Ray

Editor In Chief: Robert Ray

NOTICE

The Tactical Journal is published as a service for members of the International Defensive Pistol Association. No advertised good or service carries any approval or endorsement from IDPA. All technical data in this publication

regarding handloading of ammunition or training techniques, reflect the experience and/or opinion of the individuals using specific tools, products, equipment and components under specific conditions and circumstances not necessarily reported in the article and over which the International Defensive Pistol Association has no control. The data and/or methods have not been tested or otherwise verified by the International Defensive Pistol Association, it's agents, officers or employees. The International Defensive Pistol Association, it's agents, officers or employees accept no responsibility for the results obtained by persons using such data and disclaim all liability for any consequential injuries or damages. No advertised item is intended for sale in those states where local restrictions may limit or prohibit the purchase, carrying or use of certain items. Check local laws before purchasing. Mention of a product or service in text or advertisements does not imply endorsement or approval of that product by the International Defensive Pistol Association.

Copyright © 2013 International Defensive Pistol Association, Inc.

A Message from Joyce Wilson, IDPA Executive Director



This week, as I walk around the ranch in Texas, I see signs of spring everywhere, from the bluebonnets breaking through the earth to the smell of dirt as we plow in preparation for the spring forage planting. I hope you, as a member of IDPA, can see the blossoming of new growth in our organization, as we have so many seeds that are suddenly making an appearance.

In February, we had the privilege of being guests of Smith and Wesson, as they hosted the 2013 Indoor Nationals. I had the honor of shooting this challenging match and I salute S&W, not only for a stellar turnout, but for their continued and unwavering support of IDPA. Smith and Wesson will be hosting the first-ever Backup Gun (BUG) Nationals in November of this year. I am grateful to this sponsor who continues to support us during a politically challenging time.

At the banquet for that match, I announced that I had in my possession a draft copy of the new IDPA rulebook. By the time you read this, we will have completed a continuity review to confirm we have covered every area we want to address, and a presentation of the new rulebook to the IDPA Board of Directors in April.

As I mentioned previously, we have always been driven by the need to do the best possible job with the new rulebook, rather than drive to a specific date. We will continue to follow that methodology until such time that we can provide finite dates for each milestone individually. Some of the upcoming steps you

will see or may have seen by the time you read this, are:

- » posting of the document on the IDPA website for member input
- » updating the rulebook with selected member suggestions
- » posting of the final rulebook, along with a future date that the new rulebook will be in effect. My current goal is to cut over to the new rulebook **after** 2013 Nationals. A specific date will be posted on the IDPA website.
- » recertification of all current SOs using an online-only testing system
- » posting of instructions and dates for recertification on the website
- » selecting Safety Officer Instructors for each state based on guidelines we reviewed with Area Coordinators during Q1

To ensure the highest quality of SO Instructors, we presented to the ACs a new system for selecting these folks. Although we currently have over 300 SOIs on record, that number is misleading due to attrition for the usual reasons such as retirement, relocation or inability to travel or teach. Under the new system, each state will be allotted a maximum number of SOIs based on clubs and geography, and we will reduce the SOI positions to less than 125. Our goal is to give each new SO the best learning experience possible by ensuring that their instructors are experienced and knowledgeable.

(Continued on page 36)

Random Shots "Problems"

by Thomas Pinney A24541



Even though IDPA events are almost always fun and enjoyable there is no human activity that is without problems. Clubs need to address these problems so that they can be avoided when possible and mitigated when they do occur.

The most critical problem any club can face is that of a gunshot wound at an event. These are usually self-inflicted wounds to the leg or foot but appropriate risk assessment must be made for injuries to other

participants or bystanders as well. IDPA events have an element of danger – we are shooting firearms after all. Like any number of

other recreational activities, the risk is part of the attraction. It is virtually impossible to have anyone hit by a bullet if IDPA procedures are followed. Any safety violation requires immediate disqualification; that is a Safety Officer's primary duty. It is sometimes said that anyone who frequently shoots IDPA matches has either been disqualified or someday will be. That said, anyone, who in the opinion of the club officer(s), willfully or repeatedly engages in unsafe behavior should be barred from shooting with the club. Face it – anyone who cannot consistently act safely with a handgun while drawing, moving or shooting should not be allowed to

shoot a handgun in any IDPA club.

Match directors need to carefully review the angles of stages to ensure that muzzle infractions, risks of a round hitting a wall or going over the top of a berm are minimized. Keep in mind that it is common to have a shooter who is less than five feet tall; a shorter participant who is in low cover or seated and required to shoot at heads on close up targets may have a bullet angle that can clear the top

The most critical problem any club can face is that of a gunshot wound at an event.

of the berm. Consider the impact of possible ricochets, especially when shooting at close up targets a far way from the berm, or steel targets – which is why we are required to have no steel targets within ten yards of the shooting position. Keep in mind that ricochets and bullet splatter can move out in a wide arc, both to the sides and up. If there is movement in a stage the participants should not be required to move in any direction where there is not a safe backstop should the gun discharge during movement. Yes, the Safety Officer should call 'muzzle' or 'stop' if the participant points the gun in an unsafe direction, but should the gun have an inadvertent discharge

while it is pointed outside the safe zone (sometimes referred to as muzzle safe points) the only result should be a disqualification, not a trip to the hospital for someone who is watching the stage.

No matter how carefully the Match Directors design the course of fire and how alert the Safety Officers are, no one (except the individual), can prevent someone from shooting themselves in the foot. Interestingly, there is not an obvious correlation between the experience of a shooter and disqualifications for safety infractions. Safety Officers must be equally alert no matter what the classification of the shooter. In the event of someone being hit, either by a bullet or a bullet

fragment the club needs to have clearly spelled out procedures to provide critical first aid. The NRA provides a very good

format for building an emergency procedure. The Emergency Procedures include five basic steps: Take charge of the situation; Render aid; Call for help; Direct medical help to the location; and Take notes. In this day of cell phones there should be no problem in calling for medical assistance, however, many shooting ranges are some distance from the nearest Emergency Medical Technicians and a person can bleed to death from a gunshot wound in less than four minutes. The specifics of an emergency plan are not as important as having a plan that is well understood. Keep in mind that when a person has been shot and is bleeding, stress levels for everyone will be so high that a clear plan

of action must be in place beyond simply shouting "call 911". One major element that cannot be overlooked is ensuring that all firearms are safe. A well-meaning bystander may pick up a weapon not realizing that is loaded and point it in an unsafe direction.

Many people who attend shooting competitions have at least some first aid training; a surprising number of IDPA participants have received advanced training in treating gunshot wounds, including the Preston GSW course. Further, experienced shooters usually often carry advanced battle bandages and tourniquet sets. IDPA clubs should have their own trauma kit on site at a known location for all competitions so that they do not have to rely on having a prepared shooter attending their match. The club board of directors/officers should have an emergency plan in place and available to members; this plan should be practiced and reviewed annually to keep it up to date with any changes in the club or range. The plan should specify who should take what actions in what order right up to the transportation of the injured individual and beyond as there will certainly be follow up reports required. The club needs to know 'what comes next' following any event at their sponsored events that sends someone to the hospital. The plan also needs to include how to respond in the event of other medical emergencies beyond a gunshot wound that requires medical intervention from a badly sprained knee to a heart attack. It is easier to figure out what to do when you have carefully considered all the actions required in advance response to a gunshot wound;

versus trying to react on the fly.

A less dramatic but more common problem IDPA clubs face is what stores refer to as 'loss prevention.' There will always be a little 'shrinkage' and a few items belonging to the club going adrift. The problem comes when a few targets being taken for personal use become an entire case of targets disappearing. The best policy is to nip pilferage in the bud. Make it easy for people to purchase or rent materials, but

do not allow club equipment and supplies to be viewed as free for the taking. Money is a more serious matter; most clubs collect match fees in cash which can provide a temptation to those collecting the fees. The best defense against theft is for "honest people to help honest people stay honest." Too often people who are caught stealing from organizations claim that 'nobody cared' if things were taken. Collection of fees should be

(Continued on page 29)



targetbarn.com

Phone: 419-829-2242 Fax: 419-829-2107

ANNOUNCEMENT

Target Barn is now stocking
IDPA Targets & Target Pasters
 in our new
TEXAS DISTRIBUTION CENTER

This will provide quicker delivery
 and reduced shipping costs for all our loyal
 customers in the Southwest.

More of the same great service you expect
 from industry leader Target Barn, Inc.

See our website for complete details: www.targetbarn.com

Serving Shooters for 30 Years

PO Box 352454, Toledo, Ohio 43635-2454
 We Accept MasterCard, VISA, Discover & COD



Through the Eyes of a Junior Shooter

by Austin Proulx
A39722

Indoor Nationals Through Many Eyes

For the second year in a row, I have had the privilege of experiencing the Smith and Wesson Indoor Nationals. After shooting this year's match, I wanted to give an inside look into the match. I interviewed people who would have different insights based on their level and type of involvement in the event. The following is what I found.

Tom Yost

Tom Yost works for Smith and Wesson, and has been a top shooter for a long time. He plays a critical role in making sure the Indoor Nationals go off every year without a hitch.

To start things off, I asked Mr. Yost to summarize his shooting background.

When he was nine years old he shot on a rifle team, and did that for about three or four years. He then got into dirt bike racing in his teens. Tom started shooting IPSC in the late 70's, and was one of the original masters in USPSA (he was shooter #CA81). He went on to shoot steel challenge, Bianchi, and some 80's 3-gun matches. Mr. Yost was sponsored by the Smith & Wesson performance center in 1991. Soon thereafter Tom got an invitation for himself and his gunsmith (Tom Gordon) to the IDPA invitational in Columbia Missouri when the sport was first getting started. Tom shot

ESP with an S&W 9mm from the performance center. Mr. Yost won ESP, and the only person at the match to beat him was Rob Leatham. Tom came back to S&W and let them know about IDPA. He said they needed to get involved. Soon after that they started hosting the Winter Nationals, which was a small match at first, but quickly took off. Sixteen years later, the match is one of the most exclusive on the IDPA event schedule, filling up nearly three hundred and fifty shooter slots in a matter of minutes through online registration.

My next question was regarding his position at Smith and Wesson. Tom informed me that he is a marketing consultant. He is in charge of special events for S&W all over the country, and in some cases, outside of it (one example being the Puerto Rican IDPA National Championships). He says he has the best job in whole world. He gets to shoot guns, travel all over the country, meet great people have a fantastic time doing it.

Mr. Yost has been working for Paul Pluff in that position for 7 years. Before that, he owned a jewelry store, and said that one of the reasons he began shooting again as an adult, was to be able to defend himself if the store was robbed.

When I asked Tom about traveling to compete and dealing with Massachusetts' gun laws,

his input was that he suggested bringing ten round magazines, versus factory capacity versions. He said that as long as people do that, they generally will not have an issue.

For the past two years, I seemed to notice a disproportionately high concentration of higher skill level shooters, even in comparison with other large events such as the World Championships and the 2012 Outdoor Nationals. When I brought up this point with Tom, he said that the match brings in all top dogs, all the people that will win at outdoors will be there. This match kicks off the shooting season, and it is a high skill level match, not a hose fest. You have to aim and be precise, you need to know how and when to downshift.

I had wondered about what particular challenges an all-indoor

UniqueTek.com
ruidons1&skcow
Products for Shooting, Reloading & Competitive Marksmen

Port-A-Stand™ Portable Target Stand

- Simple
 - No Parts to Lose
- Compact
 - Folds for Storage
- Convenient
 - Set Up in Seconds
- Stable
 - Wind Resistant



It's not just unique,
It's UniqueTek!

UniqueTek, Inc.
Chandler, AZ
Phone: 480-507-0866
Email: info@uniquetek.com
Web Sales: www.uniquetek.com



Visit our web site and see all our *unique* products!

event poses, and Tom informed me that it is tough to be innovative with stages indoors because you have to shoot straight downrange. They get around that by using more props and moving targets. This year they implemented photo sensors as activators for moving targets which seemed to work well.

As most people know, the IDPA event schedule lists two national events each year. That being said, I thought I should ask Tom what sets this match apart from other major sanctioned events, aside from the obvious fact that it is all indoors. Tom responded by stating that this is more than just a match, it's an event. The hospitality room in the hotel, a fantastic banquet at the Basketball Hall of Fame, and exceptional catering all make up part of the experience. He also noted that this is the only match in the country where the weather and lighting are exactly the same for every competitor.

When it came to stage design, this year, there seemed to be a lot more technically challenging stages, an observation to which Tom replied that the National Championships ought to be more difficult. At nationals you're looking for the cream of the crop, but you still want it to be doable for marksman & sharpshooter level competitors.

One of the stages this year featured a full size ambulance van in the bay, so of course I simply had to ask, "How?" The answer was simple, cut it up into about 15 pieces, and then reassemble it inside the bay.

I wanted to understand more about the background of the event in relation to Springfield

and the Shooting Sports Center itself. Tom gave me a brief history lesson, saying that the factory and the facility had always been in Springfield. The employee shooting center was the original S&W Academy, and also the oldest shooting academy in the country. They teach armory classes, they have military & law enforcement training and they also product testing there. Vulcan mini guns were actually tested in one of the bays the competitors shoot in.

There has been controversy over points system and how difficult it can be to get into the match, so I asked Tom what advice or encouragement he could you give to new (and in particular, junior) shooter aspiring to attend the event. Tom told me that around sixty first timers got in this year. Two first time shooters got in this year, Lee Wills sponsored by Mossberg, and Duncan McNaughton sponsored by Sig Sauer.

When I asked Tom if he had any ideas or schemes for upcoming Indoor Nationals he'd be willing to share, he told me about the Backup Gun Championships (to be announced at the award ceremonies the next night) that will take place November 14-16, 2013. It will be the first Backup Gun Nationals ever held. He said that other than that he plans to keep doing what they've been doing, making people happy, making sure they have a safe and fun time, and doing things you don't get to do outside.

Bob Vogel

Bob Vogel is possibly one of the most well-known and decorated competitors ever to be a part of the sport. He has shot the Indoor Nationals for the past six years in

a row, and has won high overall every year.

When I questioned Bob about whether or not Massachusetts' gun laws had ever been an issue for him, he said they hadn't for him. He's a police officer, so nine times out of ten (if not more) when they see the badge they don't ask any questions.

Then Mr. Vogel gave me his thoughts on this event compared to other well-known IDPA events, saying this is one of the premier three matches on the IDPA calendar; you have Indoor Nationals, the Carolina Cup, and Nationals. Because this match is held indoors, another challenge is introduced, low/no light stages. No other match has that.

When I brought up my observation (Continued on page 27)

NEVC TARGETS
Make freedom ring!
Custom Steel Targets
Offering the finest in static and moving target holders, activators and AR500 rifle and pistol targets.
Now featuring DMG targets!
(804) 994-9195
www.nevcotargets.com

IDPA Pro Tips

Speed Reloading For SSR

by **Massad Ayoob A04115**
Photos by **Gail Pepin A21493**

If you're planning to try the Stock Service Revolver (SSR) division of IDPA, there are a few things to remember.

- When auto shooters ask "Hey, where's your powder horn?" the polite thing to do is pretend it's the first time you've heard it.
- Understand from the outset that darn near every stage is going to be "Limited Vickers."
- You want to go to a Safe table every few stages and brush out your chambers, and with some revolvers, make sure your ejector rod, and sideplate and cylinder latch screws, are still tight.
- And you want to be sure you have the fastest, most positive reload for *you*, because you'll be doing it so often.

Basics

No matter which technique you end up with, a few things will remain constant method to method. First, the more vertical your muzzle is when you punch the ejector rod, the cleaner your ejection will be and the less likely you'll be to suffer the dreaded "spent case caught under the ejector star." Second, whatever technique you choose, don't end it by tossing the depleted speedloader: that's just wasted time and

movement. Just let go of it. It's too big to get caught in anything, and gravity will get it out of your way for you.

You always want to grasp the loader the same way every time. Most IDPA revolver competitors

"look the loader into the cylinder" because it's naturally faster. However, for self-defense your eyes may be on the threat zone, and on the street or in an IDPA "dark stage," reloading by feel is a critical skill. For that, your best bet may be the Kubik Technique, in which you grasp the loader with fingertips ahead of the bullet noses. This shapes the hand to the loader, which in turn is the shape of the cylinder, and helps to guide the rounds in faster and smoother. Obviously, the rounder/pointier the bullet noses, the smoother and faster the insertion.

Let's look at four proven speedloading techniques. We'll address them first as applied by the right-handed shooter.

FBI Technique.

The oldest codified revolver reloading technique, this one dates back to the 1930s and is still widely and successfully used. Right thumb activates cylinder release latch as fingertips of left hand push cylinder out of the frame. Those fingertips stay in position and the left thumb pushes the ejector rod, while the gun hand goes for the spare ammo and inserts it into the cylinder. Thumb/base of thumb of support hand will close cylinder as dominant hand resumes firing grasp.

Advantages: In terms of pure time and motion study, the FBI technique is the fastest there is, simply because two things are being accomplished at once: the right hand is going for the spare ammo while the left is ejecting spent brass. World Enhanced Service Revolver Champ Jerry Miculek is partial to this technique, and can be seen using it on the famous YouTube video in which he sets a world record by firing six center hits, reloading, and nailing six more in 2.99 seconds, first shot to twelfth.

Disadvantages: If time and motion study favors the FBI technique, human factors under stress do not. The fingertip grasp on the gun can become precarious




Training Center during “the revolver days,” this method became hugely popular by the end of the service revolver’s dominance in American policing, and was adopted to address many of the FBI method’s shortcomings.

The FLETC technique begins the same way as the FBI method, but the left hand holds the cylinder out and the muzzle up as the right hand comes over and executes a straight-down palm-smack on the ejector rod. The left hand then turns the open revolver to the receiving position as the right hand goes for the speedloader. Cylinder closure and return to firing grasp are essentially the same as with the FBI Technique. This is the reloading method preferred by World Champion SSR shooter Craig Buckland.

Advantages: This is a much more positive ejection technique. This was more important in police work when .357 Magnum duty loads fireformed their casings into chambers dirtied by .38 practice rounds with casings a tenth of an inch shorter, and in IDPA, it was more important back when +P ammo had to be used to make power factor. It’s still important, though.

Left hand holds revolver open as right palm slaps ejector rod for positive clearance. Note, however, that...

...close examination shows knuckle of left hand can block full ejection stroke by right hand.



The FBI reload: left hand thumbs ejector rod as right hand simultaneously grabs fresh ammo.

when the muzzle goes up to twelve o’clock, often resulting in the shooter ejecting brass on an angle...something which, eventually, leads to spent casings becoming trapped under ejector stars. Moreover, unless the shooter bends forward at the waist or twists the left hand almost into a wristlock, the muzzle is not held straight down but more at 45 degrees.

Gravity is helping those fresh cartridges into the chamber, and gravity is not at its best at 45 degrees. Moreover, high pressure rounds and dirty chambers can result in “hard ejection” which exceeds the capability of most human thumbs to exert sufficient force. Note that the incomparable Miculek record time mentioned above was fired with a Model 625 Smith & Wesson .45 ACP revolver using moon clips. Low pressure .45 loads don’t usually stick in chambers, and it’s close to impossible for short, rimless casings held together by moon clips to get caught under ejector stars; not so with SSR guns and ammo.

FLETC Technique

So named because it is generally believed to have been developed at the Federal Law Enforcement

IDPA Pro Tips

Disadvantages: It is easy for the knuckle of the left index finger to end up where it blocks a full ejection stroke by the ejecting hand. Moreover, the problem with the FBI technique with the revolver ending up at a 45 degree angle as cartridges are inserted, remains.

StressFire™ Reload

Developed by this writer in the 1970s to answer concerns raised by the FBI Method and the FLETC Method in police revolver training, this begins with the same cylinder opening as the preceding techniques, but then the muzzle is raised to twelve o'clock and, with the right hand still holding the grip frame, the right thumb moves up to the hammer area to get out of the way of the ejector star and spent brass. The left palm now delivers a single sharp strike to the ejector rod, keeping the fingers

straight forward and the hand guided straight down by the gun barrel. This places the left hand in position for the left thumb to lock cylinder out of cylinder window and the rest of that hand to wrap around the front of the frame and the trigger guard, with muzzle straight down. Left hand brings gun butt to centerline of abdomen as right hand grabs, inserts, and activates speedloader, and gun hand then flows into firing grasp as base of thumb closes cylinder. I was able to win High Senior at the 1999 MidWinter Nationals using this technique with a Model 625 S&W against the autos, and Five-Gun Master John Strayer and I have both won multiple state and regional IDPA revolver championships with this reload method.

Advantages: Absolutely minimizes casings caught under ejector stars, and maximizes complete ejection; straight-down muzzle orientation maximizes clean, full insertion of fresh cartridges. Cylinder is always in same place for reloading

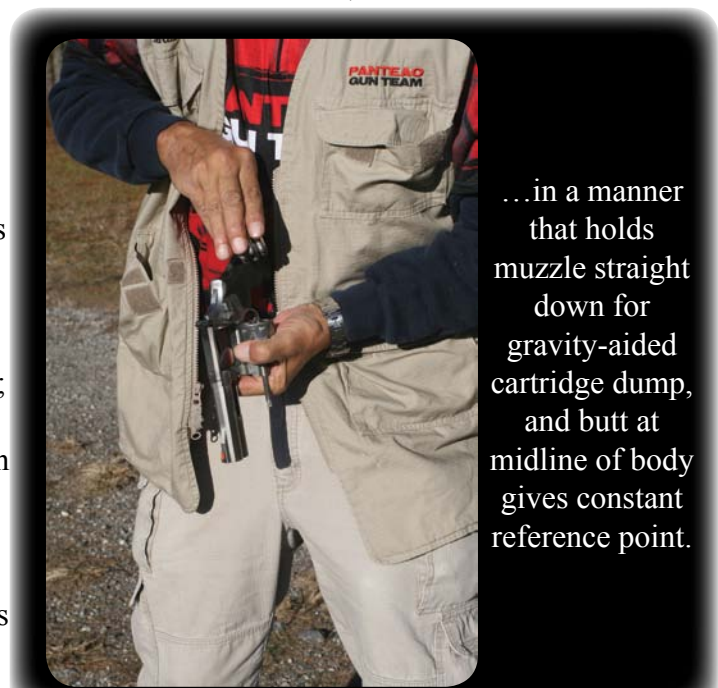


Here, left hand empties cylinder with unimpeded ejection stroke, placing left hand to grasp gun...

hand to easily find, due to butt always touching belly in consistent orientation. Particularly useful when reloading BUGs with short ejector rods.

Disadvantages: “Busier” than some other techniques. Like the FLETC technique, not so fast as the FBI method when executed perfectly, and in long strings of sustained fire with Magnum rounds, that

(Continued on page 22)



...in a manner that holds muzzle straight down for gravity-aided cartridge dump, and butt at midline of body gives constant reference point.

RIMZ THE “NO TOOLS NECESSARY” POLYMER MOONCLIP...

RIMZ 25 fits 625-3 and older .45 ACP

RIMZ 625 fits 625-4 and newer .45 ACP

RIMZ 610 fits 610-2 and newer 10mm/.40

RIMZ 646 fits S&W 646 “L” frame .40

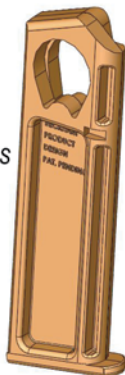


NOW! THE must have tool for the 1911 Pistol...The Ultimate Bushing Wrench!

STORES in the mag well of your pistol

SHOWS safety orange with slide open - fits

GVMT & Commander Bushings



www.beckhamdesign.com

For toll-free ordering call:

1-866-726-2658

Beckham Product Design

1048 Irvine Ave #614

Newport Beach, CA 92660



September 18th - 21st, Tulsa, Oklahoma

Participants: *Entries must be POSTMARKED OR SHIPPED (NOT RECEIVED) NO EARLIER than May 27th, 2013.* Any entries received prior to this date will not be considered for squadding until July 1st and only if there are openings left. **SEND ENTRIES TO:** IDPA CHAMPIONSHIP, 2232 CR 719, Berryville, Arkansas 72616.

All applicants must be current IDPA members with a classification of Marksman or higher.

Limited to 290 entries **based on accumulated points.** Ask that your match director makes sure to upload results to the IDPA website in the format that includes your IDPA number so you get credit toward the points system to attend the IDPA National Championship.

Points System: Points will be accumulated from May 27, 2012 through May 26, 2013. The points will be awarded based on participation at sanctioned matches whose results have been uploaded to IDPA HQ or as noted below. Clubs that hold matches in the last two weeks of May should have their results uploaded to IDPA HQ no later than June 3, 2013.

The Points:	The 2013 IDPA Indoor Nats and 2012 IDPA US Nats are worth 3 points
	Any sanctioned match with 250 or more competitors is worth 2 points
	Any sanctioned match under 250 competitors is worth 1 point
	Match Directors of sanctioned matches in this year or the previous earn 1 point
	The club contacts listed on the IDPA website as of May 27, 2013, earns 1 point
	We will take squadding requests after notification of acceptance into the match. Squad sizes will be strictly limited to 12 people. Selection of shooting days will be done at that time.

How slots will be awarded:	We will fill the first 200 openings using the Points System.
	50 openings will then be filled by random drawing of all the remaining shooters who did not get a slot using their points. This will allow shooter in areas not featuring frequent sanctioned matches to have an opportunity to attend.
	30 openings will be reserved for International Shooters and will be awarded by random drawing; any international shooters who do not receive a slot via this method will be entered into the random drawing for the 50 openings mentioned above.
	These numbers do not include IDPA Staff and SOs as they do not take up any of the slots on Thur, Fri or Sat.

Entry Fee:	\$170 until July 1st. \$215 after July 1, 2012.
	Entry fees for Foreign Members are to be paid by credit card only.
	Includes the match and all festivities.
	No match fee refunds will be made for any reason after September 1st.
	Make checks payable to IDPA.

Events:	Wed., Sep. 18	8 am	Safety Officers and Staff shoot remaining half or full match
		7-9 pm	Competitor Sign-in/Hospitality Room open
Thurs., Sep. 19	7:30 am		Shooter's Meeting at the range for squads 21-28
	8 am		Squads 21-28 shoot the entire match
	7-9 pm		Competitor Sign-in/Hospitality Room open
Fri., Sep. 20	7:30 am		Shooter's Meeting at the range for squads 31-38
	8 am		Squads 31-38 shoot 4 bays
	12:00 pm		Lunch at the range for squads 31-38
	12:45 pm		Shooter's Meeting at the range for squads 41-48
	1 pm		Squads 41-48 shoot 4 bays
	Evening		On your own
Sat., Sep. 21	8 am		Squads 41-48 shoot 4 bays
	12:00 pm		Lunch at the range for squads 41-48
	1 pm		Squads 31-38 shoot 4 bays
	7-10 pm		Awards Dinner - Dinner served at 7 PM with Awards Ceremony to follow

Location: United States Shooting Academy, Tulsa, Oklahoma, www.uss shootingacademy.com

Match Director: John May



September 18th - 21st, Tulsa, Oklahoma

PLEASE NOTE: Due to the large number of entries, your entry form must be completed **ENTIRELY AND CORRECTLY** or it will not be accepted. NO EXEMPTIONS. So please check thoroughly before mailing.

IDPA # _____ NAME _____
 ADDRESS _____
 CITY _____ STATE _____ ZIP _____
 PHONE # _____ EMAIL _____

By applying for entry into the IDPA US National Championship, I hereby irrevocably consent to and authorize the use and reproduction by the International Defensive Pistol Association (IDPA), or anyone authorized by IDPA, of any and all photographs or video which IDPA has taken during the IDPA US National Championship and all associated functions of me, negative or positive, for any purpose whatsoever, without any compensation to me. All negatives and positives together with all prints shall constitute IDPA's property, solely and completely. And/or I hereby give my consent for IDPA to use any written quote I have given IDPA and/or my name and title in any and all of IDPA's advertising, magazines, catalog (whether printed or website) and etc. without any compensation to me.

Only ONE Dinner is included with entry. All additional dinners will be \$30 each.

TOTAL NUMBER OF PEOPLE ATTENDING THE AWARDS BANQUET & DINNER SAT. EVENING: _____

Entry Fee: \$170 (before 7/1/12) _____
 \$215 (after 7/1/12) _____

Additional Dinner: \$30 _____

Total: _____

Division	Classification	Sub-Category (Circle ONLY ONE)	
CDP	Dist. Master	Senior (50 - 64)	Military Veteran
ESP	Master	Dist. Senior (65+)	Law Enforcement
SSP	Expert	Junior (12 - 18)	Industry
ESR	Sharpshooter	Lady	International
SSR	Marksman	Military	Press

HQ Office Use Only	
Date Rec'd	
Pay Method/#	
Amount	

<u>Sanctioned Match Director of what match?</u>	1 point
<u>Club Contact of what club?</u>	1 point
<u>Sanctioned Matches you have attended</u>	
(If you have additional matches beyond the space provided, please include them on a separate sheet of paper):	
	point(s)
	point(s)
	point(s)
	point(s)
	point(s)

ARE YOU READY?™

RO
RANGE OFFICER™



WHEN YOU'RE READY TO START COMPETING, THIS IS THE 1911 TO START WITH. DESIGNED TO BE AN AFFORDABLE 1911 FOR COMPETITION, THE NEW RO™ (RANGE OFFICER™) PISTOL IS BUILT WITH THE SAME QUALITY AS OUR TRP™ AND TROPHY MATCH™ MODELS.

1.800.680.6866 | WWW.SPRINGFIELDARMORY.COM

cylinder gets painfully hot on the left hand.

“Weak Hand” Reload

With this technique, the speedloaders are carried on the non-dominant side of the body. Cylinder is opened as usual. Muzzle should be turned skyward, and left palm sharply slaps ejector rod while (right) firing hand maintains firing hold on the grip-frame. Muzzle is dropped low with firing hand as left hand grabs loader and inserts cartridges. Left hand slaps cylinder closed and shooter returns to firing position. This technique has been favored by numerous IDPA SSR Champions, going back to Alex Zimmermann in the 1990s if memory serves.

Advantages: Properly executed, ejection is extremely positive. Time is saved by not having to give up the master hand grip at

the beginning of the reload, and then resume it. This technique is particularly suitable for street carry, since the speedloaders can be easily concealed behind the hip opposite the holster of the “street revolver.” At least one credentialed expert cites some degree of commonality with this technique and reloading an auto pistol.

Disadvantages: Human factors intrude again. Inserting a single relatively large object such as an auto pistol magazine into a



Dominant right hand maintains grasp on frame (thumb clear of cylinder) as supporting left hand slaps loader into cylinder.

relatively large, single receptacle such as a magazine well is pretty close to a “simple gross motor skill.” Simultaneously inserting six tubular objects into six exactly sized, much smaller entryways



@ HOLSTEROPS.COM

So much more than just holsters...

SAFARILAND
Authorized Dealer






Tri-Rail

Mag Grip

Dual Magazine Coupler with Top Round Protector



Grip Pod® GPS-02

Visit us at www.holsterops.com for our complete listing of products from Rogers, Grip Force, Safariland, Grip Pod, & More!



Grip Force Adapters

Gen 3 & 4 Mag Wells



Rogers Bore Squeeg-E™ Gun Cleaning Kit



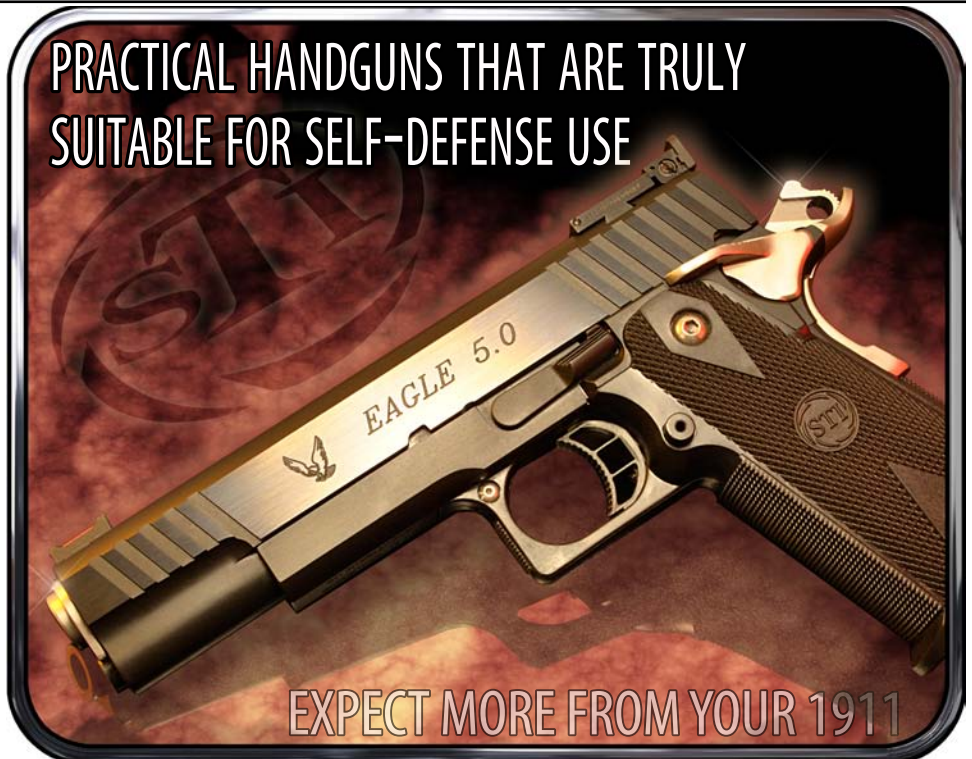
NEW! ROGERS RAIL LITE

is without question a dexterity intensive skill. When dexterity is demanded, particularly under extreme stress, Mother Nature really wants the more dexterous hand to be doing the job. The history of the “weak hand revolver reload” is that it will work well for those who practice it constantly (or those who are ambidextrous), and will work less reliably for those who don’t fit one or both of those categories.

Southpaw Reloads

Historically, American police departments taught left-handed personnel to simply shift the gun to their other hand and “shoot like a righty.” This, for obvious reasons, was not optimal.

Whichever technique follows, four decades plus of teaching cops convinced this writer that it was more efficient for the southpaw shooter to initially open the revolver with “T-thumbs.” That is, the shooter’s left thumb would come up and over the hammer to the left side of the gun and activate the cylinder latch, while the right



thumb would move perpendicular to it through the frame window and bump the cylinder out. The right hand turns the muzzle up as the left palm slaps the ejector rod straight

down, and while the right hand rotates the muzzle down the left hand grabs and inserts the loader. As the empty loader falls away, fingertips of the right hand close



Arrows show “crossing T” movement of thumbs to open cylinder...



...right hand is in position to hold cylinder open with thumb as shown as, with muzzle up, left palm sharply performs ejection...



...and southpaw's dexterous left hand performs reloading function from left side of body.

the cylinder while the left (firing) hand resumes its master grasp, and the two hands flow together into firing grasp as the revolver comes back up on target. Variations: with the rearward-moving Colt cylinder

latch, it's faster to use the index finger of the left hand. Some can do that with the forward-moving S&W latch or the inward-moving Ruger release, but not every index finger is strong enough to do so. The middle finger of the right hand can manipulate the ejector rod, but the same problems will accrue as with

“thumbing” the rod in the FBI method if the spent casings resist extraction.

In Summary

Reloading the double action

revolver is a slower, more complex procedure than reloading the auto pistol. It requires more practice. While you may never get to where you can reload a revolver faster than *you* can reload an auto, you can soon get to where you can reload a revolver faster than *most people* can reload an auto.

Give the different methods a try, using a timer. Be patient with yourself: it's easy to mix things up when doing this. The size and shape of the gun vis-à-vis hand span, finger length, and range of movement may mean that a technique which works for someone else doesn't work as well for you, or vice versa.

Remember that habituation is a factor, and not necessarily a bad one. If you have a technique that's been fast and positive for you for a score of years, it might not be

PML7022-3 Rev(1)

SHOOT BIG. SHOOT TRIJICON.

Taran Butler, Trijicon Pro Staffer

*11-Time 3-Gun Masters Champion and 1st Ever
USPSA Multigun Nationals Triple Crown Winner*



SEE THE LINK

Trijicon®

Brilliant Aiming Solutions™

© 2013 Trijicon, Inc. | Wixom, MI USA | 1-800-338-0563 | www.trijicon.com

worth trying to change.

Good luck with whatever you choose, and remember the mantra that keeps SSR shooters going: “The 21st Century is a time for a return to the old values.”

About the author: Mas Ayoob was one of IDPA's first Four-Gun Masters, and became its first Five-Gun Master in 2005. He has won the State SSR Championships of Florida, New Hampshire, and Wisconsin, and the Midwestern, New England, Tri-State, and Florida/Georgia Regional SSR Championships. Mas has been a member of Panteao Gun Team since its inception.


Equipment: Photos depict a Smith & Wesson 686 superbly tuned by Bob Lloyd, Huntsville, AL, and Safariland Comp III Speedloaders.



MOYOCK, NC | SALEM, CT | SAN DIEGO, CA

IMPROVE YOUR SHOOTING AND SAFETY SKILLS

WITH ACADEMI'S WORLD CLASS TRAINING AND FACILITIES FOR DEFENSE, COMPETITION, AND RECREATION.



ACADEMI ELITE TRAINING. TRUSTED PROTECTION.

100,000 ICBM MISSION ACADEMI.COM

If you have specific topics you would like our pros to address, please send a short message on that topic to ProTips@idpa.com

(Continued from page 3)

the natural jungle-like environment and use dynamic props, such as moving targets coming at you from uphill, to create some of the most visibly interesting shooting stages seen at any IDPA match.

The standout stage for its target presentation and creative incorporation of the natural setting was Stage 1 which featured a moving target descending at a steep angle from the jungle that was activated by an electric eye you tripped while retreating through the course of fire.

You can find diagrams for all 12 stages, along with their accompanying scenarios and shooting procedures, on IDPA's DOWN ZERO blog at IDPA.com/DownZero blog under the “Events” section.

A quick note to you match
IDPA Tactical Journal Second Quarter 2013

IDPA At Home In Puerto Rico's Shooting Paradise

directors and club organizers, if you're looking for stage design ideas you can find a good selection of major match stage designs on the blog under the “Stage Diagrams” tag.

So who took home the titles from this year's Puerto Rico Nationals? You can find the full results posted at www.IDPAPR.com, but here are the key highlights.

America's Frank Garcia, a Master in CDP, took that division's title with a time of 253.99 with 70 points down. Garcia managed to top the CDP field on seven of the 12 stages, leaving only James Oliver Jr. (EX) within striking distance finishing second in the division with 269.34 (59)


The SSP title went to an international shooter but one many

in the U.S. are very familiar with. Our good friend Rodrigo Carvajal of Team Costa Rica took the title by topping the division on three stages and finishing with the second best time of all shooters in all divisions with 225.14 (61). Tom Yost, who pulled double-duty as the assistant match director on behalf of Smith & Wesson, finished just 4.96 seconds behind Rodrigo with 230.10 (54) to take home the High Senior title.

But it was Morgan Allen of the U.S. who posted the top overall time in the match. Taking the ESP title – along with High International honors, of course – Morgan dominated the division winning 10 of the 12 stages with five of those stage performances being overall wins. His was by far the best outing of any competitor

IDPA At Home In Puerto Rico's Shooting Paradise

Safariland pro shooter Bobby McGee can't wait to dig in to that fantastic roast pig.



in the match as he finished with 208.66 (56) and outpaced his nearest division competitor, and the match's most accurate shooter (down 35), Nelso Lopez, by just over 30 seconds.

Other honorees from the 2013 Puerto Rico IDPA Nationals

include High Lady Juliana Rosado (SSP-MM) with 523.51 (225); High Law Enforcement Alberto De Leon (ESP-SS) with 318.33 (165); High Junior Hector Orizondo Jr. (SSP-NV) with 753.87 (219); High Military Louian Lopez (SSP-MM) with 404.35 (166); and High Distinguished Senior Humberto Diaz (ESP-MM) with 364.13 (103).

Puerto Rico really is the ideal location for your first international IDPA match. As a U.S. Territory they of course use U.S. currency, and while Spanish is the predominant language, just about everybody seems to speak English, and certainly well enough to make you feel at home.

Travel to a match is easy with the range located just 20 minutes from the airport and plenty of recognized chain restaurants nearby to keep you well fed. But, you owe it to yourself to let Max and his team guide you to the restaurants that will give you the best opportunity to experience the true flavor of Puerto Rico – as well as the warm hospitality.

The quality of this year's match, its stages, the staffing and the range itself, put Puerto Rico right at the top of the list of IDPA's destination matches. If you'd like to shoot IDPA Puerto Rico-style, then contact Max Rivera at the RL Shooting Club and let him and his team roll out the red carpet for you and your shooting buddies.

Trust us, you will enjoy your time in Puerto Rico with your fellow IDPA members.



THE BATTLE OF THE BLACK SEA MSG PAUL HOWE'S UNTOLD STORY OF BLACK HAWK DOWN



On October 3, 1993 a group of US Rangers and Special Operations soldiers set out on a mission into the heart of the Bakara market in Mogadishu. What started as a mission that should have lasted 30 minutes turned into a battle for their lives. Known by these men as the Battle of the Black Sea and later portrayed in the motion picture Black Hawk Down, here is the untold story of that battle as told by Delta Force member MSG Paul R. Howe, retired.



**\$29.99 Blu-ray/DVD
Combo Pack**

WWW.MAKEREADY.TV

that this match seemed to have a disproportionately high concentration of higher skill level shooters, Bob told me it was to be expected because it is a national event. He also made a point that there are getting to be more upper-class shooters as IDPA progresses. There are more masters than ever before. This is due to both the growth of IDPA and also the fact that people have been around longer and their skill level is increasing.

Bob said that what set this match apart from others, aside from it being an indoor match, was that it's held at the S&W academy. He said that the awards banquet really sets it apart as well. There's a great hotel and the banquet is held right across the parking lot at the basketball hall of fame. The banquet is important because people remember the banquet and that's part of what keeps them coming back

Bob told me that the one specific challenge that this event poses are the low light and no light stages on which a flashlight is required. That is the only place where you will see that regularly. Mr. Vogel can prepare for this because he has a range at his house. He goes out and shoots in the dark sometimes. He has the unique opportunity practice live fire with low light or no light scenarios at his house.

When I brought up the controversy over points system and how difficult it can be to get into the match, Bob's advice was to get out here and shoot whatever state matches you can. Also, talk to somebody working at Indoor Nationals and ask them what advice they would give to somebody looking to get in.

Wendy Hamby

Wendy and I shot on the same squad at this match. She and her husband had come clear across the country from Sacramento, California to shoot. This was her first time at the match, and I wanted to pick her brain about the experience. Wendy has been shooting in IDPA less than 2 years, and is currently an ESP marksman, using a Springfield XD. She shoots with a club in Gridley and with the Folsom shooting club.

Everyone on the squad was impressed with her level of composure. She never melted down, she attacked each stage with determination, etc. Outwardly, there were no signs of her being rattled throughout the whole match. I wanted to know what was going on inside. Was there anything that

shook her? As a first timer at this event, did she feel intimidated? Were there any stages in particular that would be too much for a new, junior, or less experienced shooter? I was surprised when she chuckled and said, "Everything shook me, I was a wreck inside. I just tried to shoot each stage one at a time, I tried to not let previous stages bother me, and I didn't worry about what was to come. I tried to just focus on each stage as I came to it. I was very intimidated. As a marksman I felt they were all difficult stages and they all pushed me to the next level. I was able to do it though, and the fact that they were difficult was satisfying. A marksman could absolutely have fun at this match"

Traveling to and shooting a sanctioned match is about much more than just stepping to the

Dillon's Super 1050
E-Z Payment Program

It's easier than ever to buy the World's Finest Loading Equipment, with Dillon's E-Z Payment Program. The E-Z Payment Program allows you to divide the cost of purchasing a **Super 1050** reloading machine into multiple installments at no extra cost.

How does the program work? Dillon will charge your card the first installment when your new machine is shipped. All applicable sales tax, shipping and handling fees, and any accessories ordered with the machine are added to the initial payment amount. Subsequent installments will be automatically charged every 30 days until the total amount has been paid.

The E-Z Payment Program is for credit-card transactions ONLY. You must have a valid credit card that won't expire prior to the end of the E-Z Payment period.

If you've EVER wanted to add a **Super 1050** to your loading bench, NOW is the time to take advantage of Dillon's E-Z Payment Program!

Call 800-223-4570 NOW to order your new machine! Please mention Source Code K16 when you call.

www.dillonprecision.com
FREE Catalog K16-14690, Call 800-762-3845

Through the Eyes of a Junior Shooter

line and firing. It's about the trip, the camaraderie, being with and meeting new friends, learning about the sport, challenging yourself in a new environment and so on. With that in mind, I asked Wendy to compare this match to other matches she had been to, and to rate her overall experience. "As an overall experience it was great, it's the most rewarding match I've ever gone to."

When I brought up the matter of how difficult it can be to get into the match, and what advice or encouragement she could give to new (and in particular, junior) shooters who aspire to attend this event, Wendy said to not give up, keep trying. They have so many people applying and sometimes they extend the list of first timers they let in. Just keep trying, if you really want to get in, then don't give up

Kitty Richards

It is possible that Kitty Richards has dedicated more of her time to volunteering for the sport than anybody else. She is a wonderful SO and she loves what she does.

Kitty shared her thoughts with me on the Smith & Wesson Indoor Nationals in comparison with all the other matches she has worked and shot. The following is what she had to say.

"The Smith & Wesson Indoor Nationals are extraordinary for many reasons. It is the match with the most low/no light sages because they have the perfect venue for it. Many of us in IDPA do not practice that skill. The stages are challenging, but when you add that particular piece to it, it makes them even more so. So it is unique in that regard. Also, it

is one of the few, if not the only match that is hosted by a major sponsor. That is a sponsor saying they believe so strongly in the organization that they are going to invest time and money into it. It is impressive because when you show up you see all these people from S&W that are so engaged in the sport that not only are they there to greet you, but they actually come and shoot with you too. Because it is a National match, it is one of only two matches during the year where people can be promoted to distinguished master. Finally, it is a class act. S&W spares no expense for the banquet, the facilities etc. They treat their shooters like guests and they treat staff members like honored guests."

I asked Kitty what her official role and capacity in IDPA is and; how long she has been in that role, to which she responded, "I am a volunteer. Just like anybody else who is a match director or a safety officer. I volunteer my time just like everybody else across the world for the love of the game. I am honored to be a volunteer, and as of this summer, I have been involved in IDPA for twelve years.

Kitty lives in New York. Her home IDPA clubs are in Cortland, New York and Waterloo, New York.

Because Kitty has been so involved in the sport as an SO for so long, I wanted to know what the differences (worth mentioning) are associated with running a stage at the Indoor Nationals. She told me that the demand for adherence to safety is even more pronounced than normal because on many stages you are working in low//no light. You are also working indoors, and there are

specific safety issues surrounding that. S&W is very specific when you're an SO, not only do they have their own safety rules, but this year they also initiated a code of conduct for both safety officers and shooters. They are very enthusiastic about making sure that the people who shoot and work this match are representing the company and the sport appropriately.

Kitty also noted that it is one of her very favorite matches to work.

Everybody I interviewed had their own interesting point to make, and most people agreed on some things. I hope that this has given the reader new insight into the match as it has done for me. I just look forward to returning for the experience again next year.

-**"If I could only have one gun... I would."** AP





shooting inc
reddotshooting.com



- Competition Gear
- Firearms
- Holsters & Mag Pouches
- Parts
- Tactical Clothing
- Reloading

Home for all your shooting needs!
The largest selection of **Blade Tech** holsters and mag pouches anywhere!
AND FREE SHIPPING for orders over \$50
375 Richard Road Rockledge FL 32955
321-821-3388

reviewed by the club officers with periodic audits. The club should have clear policies about the use of club equipment. Club equipment that is not locked up is viewed by some people as an invitation to take it.

Because IDPA allows the general public to participate in IDPA events there will inevitably be individuals who cause problems for the other club members. One of the cornerstones of the IDPA is competition. Anytime you have competition you will have those who will do anything to win; sometimes these people are referred to as ‘gamers’. An intense desire to win can be commendable and using every legal element to gain an advantage is perfectly acceptable. In truth, virtually every Master and Distinguished Master shooter in IDPA is to some degree a ‘gamer’.

The problem that sometimes occurs with some of these ‘gamers’ is not from the genuinely capable competitors but from those who attempt to substitute exploitation of the rules for actual shooting skill. There will always be those who will try to cut corners and influence the SO by complaining about every stage and call that does not go their way. Match Directors and Safety Officers have to be confident about their judgment and stand by their calls. If a shooter has a problem with a stage, the SO should simply refer the shooter to the Match Director for adjudication while other shooters continue with their match. In the event of improper conduct during the course of fire the SO has a tool to stop this sort of behavior – it is called the “Failure to Do Right” penalty which is a full twenty seconds.

Finally there are people who come to IDPA matches who are, for want of a better word, just jerks. Their actions can include: unacceptable behavior such as verbally abusing the Safety Officer over a call, being rude to other shooters, or worst of all being condescending and/or mocking the efforts of new and inexperienced shooters. IDPA competitions are unequivocally amateur events that are intended to be fun. It is definitely not fun when some of participants make everyone around them irritated or uneasy. One or two unpleasant people who shoot regularly at a club can wreck it for everyone else. IDPA members do not have to like one another, but a club has the right to expect a reasonable level of courtesy and appropriate behavior among the shooters and the people running the match. Dealing with people always takes tact and diplomacy; there is no simple way to manage difficult personalities. Club officers and the regular shooters at a club set the tone for considerate and courteous behavior toward others. However if a shooter repeatedly offends or insults other shooters even after having a ‘heart to heart’ discussion with club officials, the club has the right and responsibility to bar that individual from shooting with the club.

As with all problems, thinking about them and determining what to do in advance is the key. There are many resources available to clubs to help them avoid many issues and effectively resolve those that do occur.




Service that is *Fast* & Accurate

800-387-4045 **IDPA's Newest Licensed Target Supplier**

ShootersConnection.com

Upcoming Sanctioned Matches

May 17 - 19, 2013

Great Lakes Regional

Munger, MI
Gary Cuttitta
989-928-2796 h
cheetahs1963@gmail.com
David Alexander
989-329-0257 h
acwelding1@gmail.com
www.linwoodbaysportsmans.com

May 18, 2013

Show Down

Spartanburg, SC
Robert Holleman
864-879-3917 h
866-204-3835 fax
capt2045@aol.com
Suzanne Holleman
864-879-3917 h
684-238-1085 w
866-204-3835 fax
evemajesty@aol.com
shootpsa.org

May 18, 2013

AR State Championship

Hot Springs, AR
Ted Smethers
501-620-0601 h
501-262-5620 fax
tsmethe@entergy.com
Steve Freeman
501-620-4374 h
501-545-9939 w
danafreeman@cablelynx.com
www.mvsaonline.com

May 19, 2013

Coastal Bend Challenge

Corpus Christi, TX
Phil Day
361-652-3993 h
webmaster@cbsshooters.com
Don Critari
361-668-0768 h
critari@intcomm.net
www.cbsshooters.com

May 19, 2013

Burt Schaffer Memorial

New Tripoli, PA
Dave Bair
610-217-3154 h
dave1909@rcn.com
Walt Schneck
610-799-2480 h
outelaunee.org

May 25, 2013

**2013 Comp-Tac Republic of Texas
Championship**

Hempstead, TX
Darrell Sells
832-660-4442 h
dsells61@gmail.com
Al Liczwek
281-288-7522 h
281-355-7467 w
281-288-1366 fax
liczwek@sbcglobal.net
www.tts-idpa.com

May 25, 2013

Southern Regional Championship

Manchester, TN
Kurt Glick
931-455-7056 h
931-455-1121 w
931-454-1767 fax
kglick@tullahomatn.gov
www.midtnshooters.com

May 26, 2013

Lithuania National Match

Vilnius, Lithuania
Andrej Lipa
003760084477 h
37052757808 fax
andrej.lipa77@gmail.com
Valentin Miliajev
37-052757808 fax
info@idpa-shooting.lt
www.idpa-shooting.lt

June 1, 2013

Secret City Challenge

Oak Ridge, TN
Mike Madden
865-414-4636 h
idpa45cal@comcast.net
John Suter
304-813-8184 h
Suterjc@hotmail.com
www.orsaidpa.com

June 1 - 2, 2013

2013 Italian Summer Cup

Gualtieri, Emilia-Romagna, Italy
Sergio Magotti
+39-348-9016086 w
George Varoutsas
www.gualtierishooting.eu

June 1 - 2, 2013

2013 IL State Championship

Sparta, IL
Jeff Duckworth

618-210-7357 h
duckworth@idpa.com
Shane Moody
618-918-1279 h
smokinglock95@yahoo.com
illinoisidpa.com

June 1 - 2, 2013

**17th Annual - 2013 IDPA MA State
Championship**

Dartmouth, MA
John Catterall
508-400-7488 h
508-758-9306 fax
jtcatterall@yahoo.com
Doug Barresi
508-990-2549 h
508-491-8333 w
508-679-7970 fax
dougby1@verizon.net
www.rodgun-nb.org

June 13 - 15, 2013

Carolina Cup

Oxford, NC
Frank Glover
919-639-6313 h
919-691-7686 w
therange@gloryroad.net
the-range.com

June 22, 2013

VA State Match

Bristol, VA
Mark Riehl
423-764-6945 h
423-764-2428 w
423-764-9070 fax
markdvm@btes.tv
Jim Bailey
423-289-6400 h
423-246-9578 w
jmb120@comcast.net
www.animalmedclinic.com/site/
view/212671_krgc.pml

June 28 - 30, 2013

The Beast of the East

Easton, PA
Ken Ortbach
908-310-2079 h
KJOinc@aol.com
Dan Jensen
j_dan_j@yahoo.com
www.nepaidpascores.net/2013bote/
match_08.shtml

July 4 - 6, 2013

Rocky Mountain Western States Regional

Montrose, CO
Walt Proulx
970-985-1372 h
westernstatesregional@gmail.com
Del Charley
505-486-4037 h
montroseidpa@gmail.com

August 3, 2013

Summer Sizzler

Manchester, TN
Kurt Glick
931-455-7056 h
931-455-1121 w
931-454-1767 fax
kglick@tullahomatn.gov
www.midtnshooters.com

August 10, 2013

NC State IDPA Championship

Boone, NC



**Speed
Shooter
Specialties**

**Your Smith & Wesson®
Performance Accessories Center**

Shop on Our All-New, Re-designed Website!

tools ▾ range accessories ▾ DVDs
optic mounts ▾ lubricants ▾ electronics
factory parts ▾ cleaning supplies
quality competition accessories
... and more!

VISIT OUR SECURE ONLINE CATALOGUE:
WWW.SPEEDSHOOTERSPECIALTIES.COM

Gary Hoyle
828-963-6307 h
828-963-3995 w
828-262-2796 fax
garyh@wgc-idpa.org
Robert Niemi, Jr.
828-446-8778 h
celticmith@yahoo.com
www.wgc-idpa.org

August 10 - 11, 2013
2013 IDPA Africa Championships
Pretoria, South Africa
Adrian Rosslee
+27(0)79-883-1458 w
+27(0)86-6124-356 fax
adrian@tacticaldefense.co.za
Deon Storm
+27(0)83-310-8844 w
deon@hailstorm.com

August 16 - 18, 2013
MI State Match
Munger, MI
David Alexander
989-329-0257 h
acwelding1@gmail.com
Gary Cuttitta
989-928-2796 h
cheetahs1963@gmail.com
www.linwoodbaysportsmans.com

August 17, 2013
Hog-N-Heat
Little Rock, AR
Brett Burton
501-827-8700-8700 h
bburton1973@gmail.com

Jeff Melton
501-804-8927 h
jeff.melton@complete.com
www.casorange.com

August 17 - 18, 2013
WA State IDPA Championship
Renton, WA
Rick Breneman
206-365-1674 h
206-428-0538 w
info@nwppa-idpa.com
Robb Wolfe
425-591-5603 w
robbwolfe@comcast.net
NWPPA-idpa.com

August 17 - 18, 2013
2013 New England Regional Championship
Harvard, MA
Bob Biehl
978-399-9036 h
bobb@metrowesttactical.com
Alan Vail
617-955-7743 h
alan.vail@gmail.com
www.metrowesttactical.com

September 7, 2013
2013 WI State IDPA Championship
Muskego, WI
Tom Ropers
847-331-1752 h
IDPA_TOM@COMCAST.NET
www.racineidpa.com/Racine_IDPA/WI_State_IDPA_Championship.html

September 7, 2013
Commonwealth Cup

Lynchburg, VA
Daniel Sandifer
434-944-2055 h
liontamer58@verizon.net
Eddie Loyd
434-944-9001 h
434-847-0771 w
erloyd@comcast.net
www.red6tactical.com

September 14, 2013
U. S. East Coast IDPA Championship
Prospect Hill, NC
Dean Brevit
919-805-0370 h
dbrevit1911@gmail.com
www.caswellfranch.com

September 18 - 21, 2013
IDPA National Championship
Tulsa, OK
870-545-3886
870-545-3894 fax
info@idpa.com
www.idpa.com

September 28, 2013
UT State Championship
Fairfield, UT
Steve Koski
801-756-8271 h
801-770-4319 w
801-756-8781 fax
koski88@hotmail.com
Evan Woolley
801-901-3826 h
www.udpl.net/idpa2013statematch/index.html

Versatile.

Advanced Features in a Shot Timer

Pro Timer IV Super model # CEI-2300

Built in HIT FACTOR Scoring

Available with IPSC hit factor or IDPA Vickers count factor version. Score matches or personal progress during practice "on the spot" by entering total points and points down.

32 Character Multiple Function Display

Three selectable operating modes to suit your needs.



External Accessory Jacks

Operate turning target systems, activate remote horns or lights, start multiple timers simultaneously or remotely, and use a vibration switch on a steel target in place of the shot sensor.

Wireless Printer

Interfaces with an HP hand held thermal printer to give you an instant record of your shot string and score.



Add Accessories for Advanced Features

Accessories:

- Relay Module w/25' cable
- Vibration Switch w/25' cable
- Remote Start Switch w/25' cable
- Simultaneous Start w/25' cable
- Wireless HP Portable Printer



**Competition
Electronics**

THE WINNING DIFFERENCE!

815.874.8001 • competitionelectronics.com

Upcoming Sanctioned Matches

October 5, 2013

2013 CA State IDPA Championship

Sacramento, CA
Duane Chinnow
916-879-0120 h
dchinnow@sbcglobal.net
John Mercurio
916-606-5521 h
jmmerc1343@yahoo.com
www.sdps-idpa.org

October 5, 2013

2013 IN State Championship

Atlanta, IN
Joe Tyson
317-674-3804 h
info@indyidpa.com
Kyle Munn
317-427-8272 h
kyle_munn@yahoo.com
Indyidpa.com

October 12, 2013

MS State IDPA Championship

Blue Springs, MS
Nicky Carter
662-871-3346 h
ndcarter61@gmail.com
DeDe Carter
662-871-1723 h
deliacarter95@gmail.com
www.ridgecrossingshootingclub.com

October 12, 2013

Lone Star IDPA Championship

Cresson, TX
Brian Ehrler
817-704-0155 h
817-975-0315 w

brian@txdf.com
James Lenaburg
817-431-2407 h
817-521-7934 w
extremist@verizon.net
www.lonestarchampionship.com

October 19, 2013

Kentuckiana Kolonel

Sellersburg, IN
Leigh Ann Jeter
502-523-4370 h
502-805-0858 fax
jeterbugky@yahoo.com
Brian Jueckstock
502-553-5722 h
502-418-8082 w
bcjuecks@earthlink.net
www.silvercreekcc.org

October 19, 2013

Live Free or Die (NH) State Championship

Dunbarton, NH
Ken Lambert
978-578-1444 h
pioneeridpa@gmail.com
Dave Mowbray
603-809-5333 h
pioneeridpa@gmail.com
www.pioneersportsmen.org

October 19, 2013

TN State Championship

Manchester, TN
Kurt Glick
931-455-7056 h
931-455-1121 w
931-454-1767 fax
kglick@tullahommatn.gov

www.midtnshooters.com

October 26, 2013

2013 NM State IDPA Championship

Rio Rancho, NM
Toran Maynard
505-927-0066 h
toran@allthingsfirearms.com
Jay Koller
602-740-3796 h
jay@solidstatedesigns.com
www.delnortedefensiveshooters.com

November 2, 2013

Music City Cup III

Dickson, TN
Michael Bresson
615-332-5206
President@mctclub.com
www.mctclub.com/musiccitycup2013.html

November 14 - 16, 2013

Inaugural IDPA National Back Up Gun Match

Springfield, MA
Brian Steskla
bsjy1346@att.net
Mike Critser
mtcritser@sbcglobal.net

November 23 - 24, 2013

2013 IDPA DMG Africa Championship

Pretoria, South Africa
Adrian Rosslee
27-0-79-883-1458 w
27-0-86-6124-356 fax
adrian@tacticaldefense.co.za
Deon Storm
27-0-310-8844 w
deonstorm@mweb.co.za






WWW.MAKEREADY.TV



MAKE READY WITH THE EXPERTS

THE WORLD'S MOST EXPERIENCED FIREARMS PROFESSIONALS
AVAILABLE ONLINE IN HIGH DEFINITION VIDEO OR ON DVD



Panteao is a proud supporter of IDPA & the 2nd Amendment. Want to show your support of the shooting community? Sign up a friend with both a one year membership to IDPA and the NRA.

SELECT PANTEAO TITLES AVAILABLE THROUGH THE IDPA PROSHOP



It's also a really good stress reliever, assigning each stressing part of my life to a target, seeing the holes in the target and knowing that particular stressor isn't a factor anymore. Of course, the social aspect is a major factor as well; I enjoy spending time with all the other shooters. As I get older, shooting these competitions will help prepare me for any possible situation I might encounter while going about my life. I started shooting to spend more time with my dad, but now I go even when he can't. I enjoy the atmosphere and getting advice from the other competitors to make myself better."

The SSP MM counts local shooters Joe Aquilino, Rob Raiman and Team RangeLog shooters Scott and Keith Bourgeois among her mentors. "They all give great advice, are always willing to help me figure out what to do in a particular stage, and are all there to congratulate me when I do especially well at a match. They have been around the sport and send whatever tips and tricks they have picked up along to me. I'm inspired by Randi Rogers and Julie Golob who are representing females very well on the IDPA professional circuit."

Does living in New York, with the most restrictive firearm laws

in the country, pose a challenge or social stigma on this young woman? "Many people seem to have skewed notions of shooters and what gun-ownership entails and I try to help show them the other side. My closest friends really think the idea that I shoot is super interesting and

have a lot of questions. Everyone always jokes that if there's ever an apocalypse that my house is the rally point because I'd be able to protect them", she says with a grin, then adds, "I am a normal, teenage, high school student, not some crazy gun-nut. The shooting community is not filled with terrorists or mass-murderers; some of the nicest people I've ever met are avid shooters and do it only to learn to defend themselves."

The 17-year-old offers some practical advice for new girls in the IDPA ranks. "Invest in some good sneakers/boots and comfortable pants with good belt loops; those long matches don't work well with skinny jeans and hightops. And be ready for some awkward bathrooms trips, guys don't realize how weird it is, but having a holster on your hip is pretty interesting in the ladies room..." She feels that some young women don't shoot because "No one really talks about it, and many girls seem scared. If I was a Match Director, I would attract more young women to our sport by promoting individual training sessions for females only, to introduce them to guns and the idea of shooting, before fully immersing them into the sport."

A high school senior, she has

found some of the skills she learned in IDPA have translated to help her at school. "The discipline and focus required in shooting helps a lot in school, making me direct my attention to the most prominent tasks first, just like the tactical priority situations encountered. It also helps me keep my cool in stressful situations. I'm pretty organized outside of the sport, which helps me keep things moving at our matches." Those skills will also help this summer, when she leaves for Fort Jackson, NC, for Army Reserves basic training, then on to Fort Lee, VA, for advanced training. "I plan to attend St. John Fisher College in the spring to study sociology/pre-law. Then it's a toss-up, either active duty or law school first." Before she leaves the classification of junior shooter, she has a few goals she is working toward: "I want to reach at least Sharpshooter status and then take on other calibers or maybe even a revolver or two. Eventually I want to help get other girls involved in the sport, as well."

Coming next issue – two more junior shooters talk about their experiences in IDPA!

* <http://www.nber.org/papers/w14959.pdf>



GUN Goddess
Women's Shooting Accessories & Gifts
 Gun Cases • Purses • Apparel
 Move over, boring black!
 Facebook.com/GunGoddess
 www.GunGoddess.com
 (866) 957-1117



Take the time to ensure the shooter is facing downrange before giving the load and make ready command.

a stimuli, see the problem, react, and then draw. It is however, a very popular concept in the game. I have seen several unfortunate Disqualifications occur during these types of stages, and they can be easily stopped.

The Disqualification on the turn that is the easiest to correct is caused by a new or overstressed shooter. The shooter gets into the start position and stands uprange. The Safety Officer blurts “Load and Make Ready”. The hapless shooter draws his pistol and earns a DQ for drawing the gun while facing uprange. While ultimately this is the shooters fault, the Safety Officer had a hand in this as well. If the SO took a second and asked the

shooter to “Face Downrange” before the Load and Make Ready Command was given, this shooter would still be in the game.

The Second Disqualification I would like to discuss is often earned, but little enforced. This one happens when the shooter safely loads and makes ready, then turns uprange. On the start signal the shooter grabs his gun, and draws



High round count does not give value. Good stages give value.

as he turns. In the age of the Kydex holster and electronic hearing protection, the loud “click” as the gun clears the holster is often

heard.

The shooter clearly drew the gun while facing uprange but it is not always enforced. I do not know if the Safety Officers ignore what they saw, do not believe what they saw, or feel it is not a serious offense. Please understand that the muzzle safe points were violated and this does incur a DQ for unsafe gun handling.

The third issue is not necessarily a disqualification, but something you need to look out for. This is the Hot Dog shooter who learned a tactical trick or just wants to show off. I have seen people shoot

while their back is turned by rocking their body, fall to the ground, or otherwise perform acrobatics. Depending on what they do, it could be a DQ or a procedural. A well written course of fire will help limit a lot of this. Always make sure you say, “Turn, draw” or “Turn then draw” in your Course of Fire (CoF) description.

When you officiate a shooter who has to turn and draw you sometimes feel out of control during the draw. Make sure you know which way the shooter is turning and stand away from the muzzle. Keep your eyes open, your hands ready, and be on the balls of your feet. You cannot be sure what will happen but be ready to react.

Match Directing

There is a video of a recent sanctioned match that has gone viral on several internet forums. This stage finds the shooter faced with the challenge of loading his magazine with loose rounds on the clock. After the magazine is

ccwComfortSling.com

Hidden Suspenders

Classic Single



- All Day Comfort, supports the weight over your shoulders and off your waistline, no more saggy pants or drooping belt!
- Totally Concealable & Tuckable, IWB or OWB.
- Great for EDC, Duty Carry or Competition. No shirt modification required.

Double Duty



“Turn Your Concealed Carry Weapon into a Concealed COMFORT Weapon”

loaded, the shooter then engages several targets. The discussion on this stage is interesting. A few shooters maintain that it passes the “it could happen” test. Others say it has no place in IDPA. Others think it is okay “at a club match.”

I watched the video several times. I really did not see a lot of merit to this type of stage. One could argue that this could happen in real life. I will not dispute that. My concern is more about the running of this stage. Stages with this level of complexity can often be exploited by a clever shooter. If the round count is high enough, the shooter may decide to take a FTDR as an advantage; twenty seconds might be less than the time spent loading two magazines. I saw a post on the internet to this effect. The poster was daring to “race” a shooter shooting such a stage the right way against the poster drawing a magazine off his belt and shooting the stage.

A low round count stage would also be bad. If the round count is low enough, a DNF score of three seconds per shot fired may be better than the best stage time.

When you make impossible demands and inject unnecessary complexity, you open up an avenue for the cheater to exploit. The collective efforts of several competitive minded shooters will often trump a Stage Designer who thinks he is clever.


The shortage of ammunition has caused many clubs to question the round counts at their matches. Some clubs think that reducing the round count will help the shooters

cope with this problem. I do not believe this is the answer. IDPA as defined by its purpose and principles is a low round count game. Most club level 8 stage matches rarely top 80 rounds. I do not see a need to reduce this amount further. If we are going to pay a premium price for ammunition and components, I think it is the duty of the Match Director to make sure that each required round in a Course of Fire is worth shooting. Do not worry about the quantity of rounds fired as much as the quality of the

round count. I will say that these stages are worth cutting back or culling. Take a hard look at your stages and decide what you cut and what you can keep. The MD’s that are concerned with the round count rarely consider that shooters are more interested in shooting a good match than they are interested in shooting a lot. Make good stages, and let the round count fall where it may.

Round count should not be considered as an indication of a match’s quality. How well the stages flow, the quality of the stages themselves, and the overall match experience are better guides. Take the time to plan a good match, and let the pieces fall together.

I hope that you enjoy the coming spring and summer. Match Directors, remember to shoot. If you do not want to shoot your own match, take the time to shoot other matches. If you find yourself spending a lot of time at the range and doing little to no

shooting at all, it is time to retrench and get some range time. Match Director Burnout is real and worth taking the time to correct. 



A little time on some artwork can make a stage nicer looking and more fun.

stages.

Many clubs have the obligatory three shot per target stage or Bill Drill stage that is used to up the

USE ISMI, WOLFF OR SINGLE STAGE RECOIL SPRINGS IN YOUR GEN 4!

GUIDE RODS FOR GEN 4 GLOCKS!

POLYMER GUIDE RODS • BLACK STEEL GUIDE RODS & more!




JAGER YOUR GLOCK TODAY!

www.jagerproducts.com • (516) 859-2508

ULTRA-LIGHT STRIKERS • COMPENSATORS • OPEN DIVISION KITS

Will our updated rulebook be perfect? No. I am confident that there will be things you love and things you will dislike in it. As with any change, there will be a learning curve for all of us. I encourage you to make note of any issues you encounter during our first year. Beginning in 2014, we have designed a process to accept documented suggestions from our membership. Using a tool similar to the software that will log your rulebook ideas on the initial review, we will be using this process for the annual review/update as well.

Please join me in a moment of gratitude to the nearly 70 people who have worked on this effort. The amount of time they put into this effort is staggering. All of these volunteers did so as a labor of love, and all for the love of the sport. At some point in the future, I hope they will allow me to publicly recognize them for their outstanding efforts. It will be their choice.

I am very pleased with our new IDPA website. Unveiled in late March, The new IDPA website – located at www.idpa.com - has launched with a more

modern design, an updated site menu and a new IDPA Members-Only area.

In phase one, IDPA Clubs and Members have new options to add and manage their own profiles online, add suggestions and changes to current IDPA Rules, and find other members in the IDPA directory. As IDPA clubs continue to add shooting locations and events, members can expect faster match results, and more enhancements to the match calendar.

In the next phase, IDPA will offer online event registration options, optional online squad management for clubs, and a new and improved IDPA Pro Shop. Visit the current website, www.idpa.com, for more information and to login as an IDPA member.

Like a plant takes root before blossoming, we are advancing our sport by building an infrastructure that can grow with us. Thank you for your work and encouragement as we make IDPA the world's best shooting sport.

Joyce



White Hat Holsters

Gun Gear for the GOOD Guys

NEXT GENERATION HYBRID IWB HOLSTERS

COMFORTABLE
INTERCHANGEABLE
TUCKABLE

WhiteHatCo
 WhiteHatHolsters

AwesomeHolsters.com ★ (817) 375-5956

BERRY'S MADE IN USA

WE'VE GOT YOUR BULLET
BERRYSMFG.COM
800-269-7373

NEW
HOLLOW POINTS
COMING SOON



BERRY'S MANUFACTURING 401 N 3050 E • St. George • UT 84790 • berrysmfg.com • sales@berrysmfg.com

IDPA Advertisers Index:

Academi	25	Panteao Productions	32
Beckham Product Design	18	Precision Delta Corp.	7
Berry's Manufacturing	37	Red Dot Shooting Inc.	28
CCWComfortSling.com	34	STI International	23
Competition Electronics	31	Shooters Connection	29
Competitive Edge Dynamics	38	Smith & Wesson	40
Competitive Edge Dynamics	39	Speed Shooters Specialties	30
Dillon Precision	27	Springfield Armory	21
GlockTriggers.com	16	Starline Brass	10
Gun Goddess	33	TargetBarn.com	13
HolsterOps.com	22	Trijicon	24
Jager Products, Inc.	35	UniqueTek.com	14
Nevco Targets	15	White Hat Holsters	36
Panteao Productions	26	Wilson Combat	4

THANK YOU ADVERTISERS
for your generous support!

The Quality & Service you expect!



Double-Alpha Academy PDR Holster

The new DAA Production Division Race (PDR) Holster is the latest word in competition holsters specifically tailored for the special needs of IDPA shooters. The DAA PDR Holster is a quick-draw Kydex holder with an injection molded base for strength and durability. It offers a smooth and uninhibited draw, and a wide range of adjustable features. The Holster has an additional inner suede leather lining to protect your valuable firearm from wear and scratches. The DAA PDR now comes in two models! Low-Ride for USPSA and Belt-Ride for IDPA match use.

DAAPDRH \$69.95



CED Watertight Cases

CED water tight, dust-proof, dent-resistant, shatter-resistant, virtually unbreakable cases are durable, strong and able to withstand some fairly extreme conditions. They are essential for keeping equipment secure and are a prerequisite for transporting or freighting delicate air cargo or protecting your valuable handguns. Each case is packed with multi-layers of eggshell and cubed foam to provide the best of both. Available in three sizes:

- AK-13L (Large Case) \$59.95**
- AK-13M (Medium Case) \$49.95**
- AK-13S (Small Case) \$39.95**



Quick Patch Deluxe Tape Gun

The CED Deluxe Tape Gun patches holes on targets faster and easier than humanly possible by hand. Extremely easy and fun to use! No need to worry about running out of patches while in the middle of a match! The CED Deluxe Tape Gun will handle most brands of full size patches available on the market today. Save time, and have lots of fun.

Price: US\$79.95



Double-Alpha (DAA) Competition Belt

This new Inner & Outer shooting belt offers the best features for serious competition shooters.

The inner belt is designed streamlined and slim-profiled to prevent it from adding too much thickness under the outer belt. This helps to ensure you wear your gear close to your body in the most comfortable way. The outer belt is simply the strongest and stiffest belt on the market today, bar none! It is constructed of a tough, web nylon outer, covering a fiber reinforced polymer core, which gives the belt its impressive rigidity. Available in Black, Blue or Red. Overlap length is already calculated in – so if you are a size 36" pant – you order a size 36" belt. Sizes available from 32" – 50"

DAABLT \$54.95



Competitive Edge Dynamics, USA

Orders: (888) 628-3233
Information: (610) 366-9752
Fax: (610) 366-9680
Email: sales@CEDhk.com
(Hours: 9am - 5pm EST)

**Come visit us online!
WWW.CEDhk.com**

Order online 24 hours a day!



*To be the best,
train with the best...
CED Products*



The Quality & Service you expect!

CED/DAA RangePack Pro Backpack

CED & DAA launch the new generation of shooting backpacks and it is bigger and better than ever! No other comes close! One of the largest and most functional backpacks ever, it includes a Hydration Kit, 3-legged stool, rain cover, utility box, mag brush, combination lock, external belt hanger, pistol insert sleeve, and universal pouch. Designed to hold up to 1,000 rounds of ammunition and multiple pistols, along with all the gear one would need for a full day at the range or match.



CED/DAARBPB
\$199.95

Total Dimensions:
22"H x 16"W x 13"D
weighing 7.4 lbs.



CED7000PRO Shot Timer

CED & DAA launch the new CED7000PRO Timer with state-of-the-art technology, engineering, and design! Incorporating color matrix LCD display, USB download / upload PC compatibility, this fully functional match computer will score & view matches, customize training sessions, and includes ROF function, as well as all of the other timer functions you have learned to expect and appreciate from CED timers. 5.4" x 1.85" x 1" weighing only 5.8 oz.

CED7000PRO \$199.95
CED7000PRO RF \$214.95

CED7000 Timer

The smallest, most lightweight shot timer EVER!
* 10 String memory with up to eleven multiple Par settings
* Spy Mode / Stopwatch Mode / Alarm Clock feature
* Combined Comstock / Repetitive / Countdown / & Auto-Start Modes

3.94" x 1.85" x 0.7" weighing only 2.9 oz
CED7000 \$119.95
CED7000RF \$134.95



CED M2 Chronograph

- The fastest, most accurate chronograph & it even talks!
- * Over 1000 shot capacity with up to 500 string permanent memory
 - * Records velocities in feet or meters from 50 fps to 7,000 fps.
 - * High, Low, Average, & Hi-Average velocity readings
 - * Extreme Spread, Standard Deviation, Edit & Omit functions
 - * Built-in Calculator & IPSC / IDPA Power Factor Function
 - * Voice Chip technology – Results can be heard as well as seen
 - * USB interface with new Data Collector Software program included

Chronograph System \$199.00
Infrared Upgrade \$89.00
NiMH Battery Pack \$48.00
Custom Carry Case \$35.95
Full accessory line available!



CED Deluxe Professional Range Bag

The CED Deluxe Professional Range bag, has 25% more storage capacity, two additional zippered pockets have been added, one on each end, includes seven magazine pouches, Ammo Brass Pouch, Zippered Pistol Sleeve, metal hardware, combination cable lock, and the new CED Universal Pouch! Overall Bag 21" L x 11" H x 14" W. Avail. in Black, Royal Blue, Hunter Green, Red, and Navy.

CEDDRG \$89.95

Competitive Edge Dynamics, USA

Orders: (888) 628-3233
Information: (610) 366-9752
Fax: (610) 366-9680
Email: sales@CEDhk.com
(Hours: 9am - 5pm EST)

Come visit us online!
WWW.CEDhk.com

Order online 24 hours a day!



Dealer Inquiries Invited

*To be the best,
train with the best....*

CED Products

TACTICAL JOURNAL

2232 CR 719

BERRYVILLE, AR 72616


E-mail: info@idpa.com

Website: www.idpa.com

Phone: (870) 545-3886

Fax: (870) 545-3894

PSRST STD
U. S. POSTAGE
PAID
Print Group Inc.



WELCOME TO THE
CLOSEST BOND YET
BETWEEN HAND AND GUN



M&P
by **Smith & Wesson®**

AMBIDEXTROUS CONTROLS

POSITIVE, TACTILE
TRIGGER RESET

PRECISION CUT MUZZLE
FOR ENHANCED ACCURACY

When aiming feels as natural as breathing, that's when you know there's an M&P in your hands. An 18-degree grip angle ensures a natural point of aim, and three interchangeable palmswell grips tailor your gun to you. Where grip meets hand, where fit meets form, where design meets you.

ADVANCED BY DESIGN™

FIND THE RIGHT M&P FOR YOU AT SMITH-WESSON.COM