

# TACTICAL JOURNAL

Official Publication of The International Defensive Pistol Association

## 2015 IDPA BUG NATIONALS

FIRST QUARTER, 2016/VOLUME 20 - ISSUE 1

**HOW IDPA CHANGED THE WORLD: PART 2**

**DEFENSIVE APPLICATIONS OF COMPETITIVE SKILL-SETS**

**INTERACTIONS WITH LAW ENFORCEMENT: PART 2**

WWW.IDPA.COM



PREMIUM  
PLATED BULLETS



MADE IN THE USA  
SINCE 1961

BERRY'S MANUFACTURING

[BerrysMfg.com](http://BerrysMfg.com)

401 N. 3050 E. • St. George • UT 84790 • 800-269-7373

## New Product Announcement

Long known for concealment holsters that look like something they're not, Sneaky Pete has expanded their product choices by creating a wide selection of colors and materials to suit specific needs and tastes. Now there's a new material that's been added; Camouflage! Made from the same high-quality ballistic nylon that Sneaky Pete has already made famous, the Camouflage Nylon Holster not only capitalizes on the utility of Camouflage, but also on its stylishness. Available for \$44.95 in a wide variety of sizes, you can now order one directly online.

[www.SneakyPete.com](http://www.SneakyPete.com)



# Concealed Carry

Comfortable concealed carry. Anytime. Anywhere.

Sneaky Pete Holsters are the comfortable, concealed way to carry in any situation. The holsters are made of quality leather or nylon, held securely closed with two silent neodymium magnets and come with belt loops or belt clips. Each holster is custom designed with Kydex inserts to ensure an easy, silent draw and made as small as possible for each pistol.

**FREE SHIPPING!**  
Coupon: IPDANOVEMBER

X-Ray  
Sneak Peek  
of inside  
the holster

Ballistic Nylon



innerPocket



Ammo Cases



Cellphone Cases



**NO SALES TAX!**  
Outside NY State

Accessories for all of your carry needs.

**SNEAKY PETE HOLSTERS**  
[www.SneakyPete.com](http://www.SneakyPete.com)



A proud American small business  
protected by U.S. Patent D609,465S

# BULLET PROOF® PERFORMANCE

## AMERICAN ENGINEERED PRECISION



WILSON COMBAT.

CUSTOMIZE YOUR FIREARM TODAY AT [WILSONCOMBAT.COM](http://WILSONCOMBAT.COM)

# TACTICAL JOURNAL Contents

## Features



Photo: © Erinn O'Donnell

### 20 Match Report: The 2015 Back Up Gun Nationals

*Debbie Singer*



Photo: © Steve Aryan

### 28 Defensive Applications of Competitive Skill-sets

*Mike Seeklander*

## Columns

### 6 Director's Message:

**Let's Go!**

*Joyce Wilson*

### 8 From A Woman's Perspective: Dreaming And Achieving In Argentina

*Mariana Corrales*

### 10 What's In Your Range Bag? Randi Rogers

*Allison Launius*

### 12 Pro-Tips: Reloading On The Fly

*Morgan Allen*

## Features

### 16 How IDPA Changed The World Part 2: The Guns

*Duane Thomas*

### 32 Interaction With Law Enforcement, Part 2: Post Shooting or Critical Incident

*Adam Painchaud*

### 35 Let It Go

*Wolf Laughlin*

## Match Report

### 24 Evolution of A Match Great Lakes Regional

*Rev. Todd R. Gould*

## Departments

### 36 Corrections

### 37 Trophy Room

### 43 Match Calendar

### 44 Parting Shot

The IDPA Tactical Journal welcomes submissions of press releases and news of interest to our readers. All material is considered unsolicited and is subject to the approval of the Publisher, Editor, and Advisory Board. All submissions imply consent to publish and will not be monetarily compensated or returned. If you'd like to submit an article, please send it to [TacticalJournal@idpa.com](mailto:TacticalJournal@idpa.com).

International Defensive Pistol Association's

# TACTICAL JOURNAL

First Quarter 2016, Volume 20 - Issue 1, Circulation 24,000

## EDITORIAL

Editor-in-Chief **Robert Ray**  
Executive Editor **Joyce Wilson**

## PHOTO SERVICES

Photographers **Steve Aryan, Dave Goldman, Erinn O'Donnell, Ming Qian, Robert Ray, Randi Rogers, Michael E. Roe, Brandi Simons, Yamil Sued, Dave Thomas**

## CONTRIBUTORS

**Morgan Allen, Mariana Corrales, Rev. Todd R. Gould, Wolf Laughlin, Allison Launius, Adam Painchaud, Mike Seeklander, Debbie Singer, Duane Thomas, Joyce Wilson**

## EDITORIAL DIRECTOR

**Joyce Wilson**

## ADVERTISING

Publisher **Joyce Wilson**  
Advertising Sales **Robert Ray**  
Advertising Coordinator **Allison Neil**  
Marketing Manager **Robert Ray**  
Events Coordinator **Robert Ray**

## PRODUCTION

Printing/Distribution **Royle Printing**  
Journal Design Services **Pries Creative**



**ARIDION**  
Technology by **FP2**

**NOW WITH ARIDION**  
Water Resistant Nano Coating

**EMPOWER YOUR HEARING**

PLUGS PROTECT YOUR HEARING, BUT DON'T ALLOW YOU TO HEAR YOUR SURROUNDINGS. **PLUGS JUST PLUG.**  
EMPOWER YOUR HEARING WITH CUSTOM FIT PROTECTION & HD SOUND.

**esp**  
electronic shooters protection

303-659-8844 [espamerica.com](http://espamerica.com)  
[@espamerica](https://www.facebook.com/espamerica) [facebook.com/espamerica](https://www.facebook.com/espamerica)

The **International Defensive Pistol Association's Tactical Journal** welcomes submissions of press releases and news of interest to our readers. All material is considered unsolicited and is subject to the approval of the Publisher, Editor, and Advisory Board. All submissions imply consent to publish and will not be monetarily compensated or returned.

Viewpoints expressed in **International Defensive Pistol Association's Tactical Journal** are those of their respective authors and are not necessarily held by the publisher.

Distribution Schedule: Quarterly

Projected Mailing Dates:

Feb. 1, May 1, Aug. 1, Nov. 1

Closing Dates for Ad Copy:

Jan. 1, Apr. 1, Jul. 1, Oct. 1

Advertising Rates: Contact IDPA

Payment Terms: Prepayment or Net 30 Days to approved accounts

Mechanical Requirements: Advertisement copy is acceptable in digital format. Please e-mail IDPA Headquarters at [ads@idpa.com](mailto:ads@idpa.com) for digital requirements.

**Note:** Ads must be the correct dimensions. Ads should be e-mailed to [ads@idpa.com](mailto:ads@idpa.com).

Shipping product samples for review, and other items that cannot be e-mailed, ship to:

IDPA Tactical Journal  
2232 CR 719  
Berryville, AR 72616

## NOTICE:

The Tactical Journal is published as a service for members of the International Defensive Pistol Association. No advertised goods or services are endorsed by the International Defensive Pistol Association. All technical data in this publication regarding handloading of ammunition, or training techniques reflect the opinions of the individuals using specific tools, products, equipment and components under specific conditions and circumstances not necessarily described in the article and over which the International Defensive Pistol Association has no control. The data and/or methods have not been verified by the International Defensive Pistol Association, its agents, officers, or employees and accepts no responsibility for the results obtained by persons using such data. The International Defensive Pistol Association disclaims all liability for any consequential injuries or damages. No advertising item is intended for sale in those states where local restrictions may limit or prohibit the purchase, carry, or use of certain items. Mention of a product or service in text or advertisements does not imply endorsement or approval of that product by the International Defensive Pistol Association.

Copyright © 2015 International Defensive Pistol Association, Inc.



# RELOAD

WITH STARLINE BRASS

Reloading has never been more popular. When you're ready to reload, you're ready for America's finest brass. For over 30 years, Starline has provided reloaders with the highest quality brass at the very best price. That's why A Great Shot Starts with Starline.



# Let's Go!

## A Message from Joyce Wilson, IDPA Executive Director

**W**elcome to 2016. Our hard working volunteers and Headquarters staff have hit the ground running in the New Year. You will be seeing various HQ members at the Smith & Wesson Indoor Nationals in a few weeks and at SHOT Show in Vegas. Additionally, there are many initiatives in flight and in preparation for our members.

Beginning in December, our 2017-18 Rulebook Team met with some of the Founders of our sport to get a bead on where we want to go for the minor changes we expect in about 18 - 24 months. From implementing the 1 second per point down rule to streamlining the rulebook, we want to improve the next book to assist all members, Area Coordinators, Match Directors and SOs. We will spend at least the next 6 months in the planning stages, so while much of that will be done behind the scenes, be aware that work is moving forward. Our resolve is still to make no changes for at least 2 years from the last ones.

The Continuing Education team has been hard at it, producing an MD/SO Guide and time-line. This guide, requested by our Area Coordinators, is out for review, and once it is completed, it will be available for download by all members.

The Video Team has videos (also out for review) and will make these available very early after the new year. We will be soliciting videos from our members on different rules or parts of the sport that can best be captured on film. Watch for a request in the Tactical Journal or Tactical Brief this quarter.

After the success of the World Championship, folks may think a rest on his laurels is in order, but 2016 Nationals MD Brian Ehrler and his crew took a whopping 2 weeks off before beginning planning for this year's National Championship. Please join us in Cresson, Texas, for a trip through the wild west!

Kicking off in December was a team that, in my opinion, is one of the most important teams we will be working with this year. Ken Reed is heading up a group who will create an Area Coordinator Handbook. This may seem to have a limited audience, but in fact will touch every member in our sport. I am a firm believer that leadership starts at the top. In the last few years we have added to the responsibilities of our ACs. So that they can manage their areas of responsibility in a consistent manner, the AC Handbook will document responsibilities and best practices. If our ACs deliver an unswerving message to our SOIs, MDs and SOs, then matches and clubs throughout the sport will be run in a consistent manner as well.

At an AC meeting earlier this year, our leaders told us they needed access to more data related to their constituents. We are working with our partners from RANGELOG to provide that access so that the decisions and outreach of our ACs can be more data driven and based on their specific demographics.

Speaking of RANGELOG, they continue to work for us behind the scenes. As the IDPA membership site nears its 3rd year in use, we are impressed by how local match updates and score imports posted online by IDPA members and clubs has grown since the site first released. In the coming weeks, IDPA members will have easier access to their own SO and CSO credentials, with links to recertify online in the future. In addition, IDPA continues to look for new ways to support members and clubs, such as new pages to host online videos and member tools, and the ability to export all rule suggestions.

The publishing schedule for our Tactical Journal requires that we produce our work several weeks in advance of sending it to the printer. As a result, I am writing this the week after the terrorist attack in California. Many of us, while not surprised, are still wrapping our head around this event. And to all of my 25,000 friends in IDPA, I want to leave you with these words: "Let's Go!"



Ammunition availability and prices will most likely be affected in a negative way. Are we sure we are reloading or purchasing enough to keep our family safe? If not, let's go!

Already, sales and availability of firearms has skyrocketed. Been procrastinating about purchasing a home defense or concealed carry firearm? If yes, let's go!

Many citizens are on the fence about gun ownership. Are we talking up our right to own and use a firearm to our friends and neighbors? If not, let's go!

If this happened in our community, would we have the training we need to come out of such an encounter alive? Do we carry every day so that we protect

ourselves and our families? If not, let's go!

I had the chance to meet and hear Sandra Fromann, a past president of the NRA, this fall as she spoke to hundreds of female shooters at a conference. A comment during her speech resonates with me now more than ever. *"I was not all that into politics, but I became political to protect my Second Amendment rights."* This attack has caused a renewed fight from the anti-gun lobby and government to take away our Second Amendment rights. Have we all been reaching out to our elected officials and letting them know how we want them to vote on these crucial measures? I encourage you to become political, to advocate

for the Second Amendment, to talk to at least one person every day about it.

Let's go!

~ Joyce



**Joyce Wilson, #CL087**

Joyce Wilson is Executive Director of IDPA. Members can contact her at [Joyce@idpa.com](mailto:Joyce@idpa.com).



**PICK THE RIGHT TOOLS FOR THE RIGHT MATCH**

Safariland® has always been the industry leader in competition shooting and the all-new Range Series is no exception. Developed and tested by the best competition shooters in the world, these products were made for winning. The Range Series is ideal for IDPA matches. The durable construction and simplistic design allow you to put the focus on the match at hand, not the gear on your belt.

For more information visit [Safariland.com](http://Safariland.com)



**ROBERT VOGEL**  
2014 IDPA Champion

334



778



779



5197



# Dreaming and Achieving in Argentina

By Mariana Corrales



Photo: © Yamil Sued

Mariana Corrales Engaging a target from behind cover.

*This month, From A Woman's Perspective is delighted to have Mariana Corrales from Buenos Aires as our guest columnist. Mariana is an SSP Sharpshooter and is the Country Contact for Argentina.*

**W**hen I was asked to write this article, I thought... where do I start?

It is interesting, because I do not know where or when I started as a representative for IDPA in my country. It was not planned, absolutely not planned at all!

Seven years ago I decided I wanted to learn about shooting. Wow! What? Shooting? You? A woman? Yes! I said, and did it. It could sound strange, but in my country, it is not usual that a woman wants to shoot, unless she belongs to a police force or some kind of security company. However, I was determined to shoot. During my whole life, I had never even touched a gun, and of course, I had never heard of IDPA.

So, I started my search.... and who knows everything? Google does! And "he" said there was an instructor who seemed to be serious, so I hired him... I shot my first rounds and I really had a blast! I knew from the beginning that this was my hobby!

I also knew, from the very beginning

it was going to be hard... why? Because a woman was trying to get into a man's world!!! I was being seen as an agent, "from the other side, the dark side, women's side... who is she? What is SHE doing here? What DOES SHE want? SHE is looking for men, ABSOLUTELY! SHE wants US!" (from a man's perspective). Of course, I did not care what they thought and kept on doing my business

After some months of learning and shooting and getting my first guns, my instructor invited me to an IDPA match. "A... what?", I said. "You will like it," he said. "It is fun," he said "You only have to shoot," he said. That was a real challenge. Not was only a woman doing men's stuff; now a woman was playing their game!!!

After a few months I found myself shooting the matches, designing stages, setting them up, organizing, learning rules and becoming an SO. At first, we had some issues here in Argentina, with some people who only wanted to profit from IDPA and not advance the sport. Soon I was chosen by HQ as the representative of IDPA in Argentina and they trusted me with the task of spreading the discipline in the country. That was the main reason I started my own club with my own people, all of them shooters who really love IDPA and want to be apart of the history of this shooting sport in Argentina. Many people really like IDPA because it is more realistic than other shooting sports because of the guns and gear we use. They also like it because we spend less money in ammo.

I learned to deal with people, most of them nice, most of them are now my friends. Some are close ones, some others enjoy coming to our matches, having fun, shooting safely. They learn about a new discipline and how we take care of our own safety. Nowadays, I can say I have developed the intuition of knowing who really wants to practice IDPA.

Initially, I had to face some negative things due to being a woman in a male-dominated sport. Leading a shooting sport in Argentina is not easy, as shooting here is mostly practiced by men. So, for some men it is really hard to follow a woman, and they don't easily accept lessons, suggestions and direction from women. For them, I am the enemy. To be honest, I can live with that...

The positive thing about being a woman in IDPA is that I think we are creative, we have a different energy and are more organized. I have a nice "to do list" for matches, and enjoy designing and organizing. In our club we have about 100 members and the club continues to grow. There are also people

willing to start new clubs after learning about IDPA

What I do is simple: I tell people, if you want to shoot IDPA, come and shoot with us; if you like it, in the future you may want to learn how to be an SO. I give those shooters the training on how to be an SO in our local matches; after a year, if they really want to become SOs, I teach and certify them.

During these years we have been having local matches monthly, with about 50-100 shooters. I have a problem!!!! Not many people want to work as SOs in matches, so the problem is I cannot have sanctioned matches yet. Because I have not got enough SOs and that makes me mad!!! I would like to have at least four sanctioned matches per year. That is my next goal... CONVINCING SHOOTERS TO BECOME SOs!!!

This year we had a team of 15 shooters at the IDPA World Championship, in Tulsa, OK, USA. We had several winners in different divisions and classes. I am so proud of our shooters!!!

I have the support of BERSA Firearms, the main firearms industry in Argentina. In February, 2016, we will be hosting the second annual BERSA INVITATIONAL CHAMPIONSHIP WITH BUG. Last year was the 1st year and it was a success with 100 shooters!!! In 2016, we are hoping for more!

IDPA IS AWESOME, but not only because it is about shooting. I think the main reason is because WE ARE FAMILY. Here in my country, I really worked hard on the transmission of that concept... IDPA is not only about shooting safely... IT IS ABOUT HAVING FUN WITH FAMILY AND FRIENDS. And we are really doing just that.

My next goal is to make IDPA grow in Argentina. I want IDPA in the whole country, in every province, on every range. It won't be easy... IPSC has been practiced here for a long time and is

considered by many shooters to be almost "the one and only"... but this woman is a dreamer, and I dream big! I will always take care of IDPA and I prefer slow growth rather than growth without a plan. That is my commitment and my duty and I am honored to have it. We invite you to come to Argentina, shoot IDPA with us and be part of our growing family. Tj

**Mariana Corrales, #AR0005**

Mariana Corrales is an avid IDPA shooter and Safety Officer Instructor. She lives in Buenos Aires, Argentina and is the only SO Instructor for South America. She holds the distinction of being the first woman to represent IDPA in her country. Mariana has worked countless matches at her local club over the past 5 years and has officiated at the Costa Rican National Championship, the U.S. Nationals, and the 2015 World Championship where she competed with 15 other shooters from her home country.

**QUALITY BULLETS  
AT THE  
LOWEST PRICE  
ANYWHERE.**

**SE SUMMERS  
ENTERPRISES**  
406-529-1307 | IDPA# A02264

[summersenterprisesllc.com](http://summersenterprisesllc.com)

**GUN**  
*Goddess*

**Women's Shooting  
Accessories & Gifts**

Gun Cases • Purses • Apparel  
Move over, boring black!

Facebook.com/GunGoddess  
[www.GunGoddess.com](http://www.GunGoddess.com)  
(866) 957-1117

# What's In Your Range Bag?

Randi Rogers lets us in on what she brings to matches

By Allison Launius



Photo: © Erinn O'Donnell

Randi stops for a quick photo between stages during BUG Nationals at S&W in Springfield, Mass.

**E**very IDPA competitor carries some type of bag, whether it be a typical shoulder range bag like mine, a small pistol case, grocery bags or in this case, a backpack. While at the third annual BUG competition at the Smith & Wesson Indoor Training Center, we asked another competitor to look at, and into, their range bag.

In this issue we are taking a look into the legend, the champion, the famous and top female competitor

Randi Rogers' range bag. Randi decided to go with a more nontraditional range bag, a 5.11

backpack to help save her shoulders. She also enjoys the numerous pockets and the fact that it has lasted nearly 3 years. This range bag also doubles as her carry on. By taking out all the non TSA approved things and putting them into her checked bag this helps reduce what she carries and having an extra bag in... well, a bag. Which, incidentally I may have done! Just be VERY careful to check your backpack for things like loose ammo and remove them before you go through airport security.

Every great competitor seems to carry a notebook to track practice progress, match progress and write notes on things to remember and Randi for sure has one in her bag.

She also carries a soft gun bag for the range as the hard cases required for flying tend to be too heavy and bulky to carry around all day.

Something she carries that is new to me is a timer and a timer case. This helps her with dry firing in the hotel...yeah she practices... hmm maybe there is some reasoning behind this practicing thing. Maybe that's how she got to be so good.

Along with her eye and ear protection, both plugs and muffs, she also has Medical Tape on hand to avoid calluses on her fingers.

Another great item she uses for dry fire practice is target dots. Again, what is with all this practice the champions keep talking about?

And while these are all great things I saved the best for last. She keeps a medical/supply kit with your standard things like Band-Aids, contacts, contact fluid, tissues, Purell (for porta potties), spare hair ties, bobby pins, perfume and two things she claims she can't shoot without lip balm and nail clippers. Randi can't stand to have chapped lips or broken finger nails. Those are two things I

think most of us would hate to have bugging us during a match and I know I will be adding Chap Stick and a pair of nail clippers to my ever expanding bag.

Remember if you see me on the range don't be shy, come one up and talk to me about what's in your range bag! I love to dive in and find all the goodies to share with everyone! **TJ**




Photo: © Randi Rogers

**Allison Neil, #A51146**

Allison Neil has worked for IDPA HQ since 2011 and is the Advertising Coordinator while also wearing many different hats at HQ. She is enthusiastic about the sport and helping it grow. Other interests outside of IDPA include chasing her eight year old son around and being a committee leader and den leader in cub scouts. You can email her at [allison@idpa.com](mailto:allison@idpa.com)

An overview of the many things Randi keeps in her 5.11 backpack include:

- Shooting Diary/Log
- Custom Molded Ear Plugs
- Pocket PRO II Shot Timer
- First Aid Kit
- Comp-Tac Shooting Accessories
- Soft Pistol Case
- Electronic Ear Protection
- Target Dots
- Lip Balm
- Magazine Storage Pouch
- Multi Lens Shooting Glasses
- Medical Tape
- Nail Clippers



**WINCHESTER**  
FINE JEWELRY

Officially Licensed  
14kt. Gold or Sterling Silver  
Bullet Jewelry Designs

Order direct at  
[www.WinchesterFineJewelry.com](http://www.WinchesterFineJewelry.com)  
1-800-848-2781 or 432-816-9879

Other Popular caliber sizes  
available at our website.



\$695.00  
14kt Gold  
w/ Diamonds



\$1595.00  
14kt Gold  
w/ Diamonds



\$499.00  
14kt Gold  
w/ Diamonds



\$695.00  
14kt Gold  
w/ Diamonds



\$89.00  
Silver w/CZ



\$89.00  
Silver w/CZ



\$1195.00  
14kt Gold  
w/ Diamonds



\$1195.00  
14kt Gold  
w/ Diamonds



\$499.00  
Tie Tack  
14kt Gold  
w/ Diamonds



\$895.00  
14kt Gold  
w/ Diamonds



\$119.00  
Silver w/CZ



\$119.00  
Silver w/CZ



\$549.00  
14kt Gold  
w/ Diamonds



\$549.00  
14kt Gold  
w/ Diamonds

# Reloading On The Fly

By Morgan Allen



Using a concealment garment pocket to store a partial magazine may seem like an obvious location during a reload with retention. But, the opening shape and location moves constantly and you have to then move the garment in order to access a fresh magazine.

I received a few questions from readers after my last article asking for more detail about the Loaded Cylinder/Loaded Chamber Reload (also known as a Tactical Reload or Reload with Retention). At the end of the article, I talked about the value of doing a reload with retention while moving behind a barricade from one shooting position to another and I gave an example of when and why there's direct value for performing one versus doing a traditional slide lock (empty gun/emergency) reload.



Stowing magazines in a cargo pants pocket works... If your pants have them. But hitting that collapsible opening consistently, under pressure, can be difficult and cost you time.

Quite frankly, a reload with retention is the single most underutilized skill in the game today. As illustrated in the example I gave, I earn a second or more over everyone else that doesn't do one when they should. When doing a slide lock reload back to a difficult target, that time savings only increases.

A frequent question I get is where the best place is to stow the partial magazine. The answer depends on each shooter's physical makeup and preference. Perhaps the slowest and most risky is to deposit the

Photo: © Dave Goldman

Photo: © Dave Goldman



Indexing your magazine an inch or two above your belt will help it slide behind your belt and aids consistency.



Non-cotton performance jerseys resist bunching on top of your belt and help hold the magazine in place without slipping or ejecting it.



The real advantage of this technique is that it positions your hand inside your concealment garment and directly beside a fresh magazine.

magazine coming from your gun into a mag carrier. There's a very limited window in space that it's got to align with in order to get it back into a carrier successfully. That unforgiving nature translates to time spent to get it right, or even more time to correct and issue, in many cases negating the value of doing it that way in the first place

Next up is the use of a concealment garment pocket or pants pocket. The openings in both typically change in shape or position while doing it on the move as would most frequently be the case for this kind of reload. Stowing in a vest pocket then requires that the shooter reach around the same vest pocket to get to the next mag. A pants pocket opening can and does shift when moving, adding to the risk factor. Some shooters like to use a leg pocket if they're wearing pants that have them. Both of these last two options allow for the hand to then reach straight up and obtain the new mag.

The single fastest method is to stow within your belt, somewhere between your belly button and the magazine carriers on the way to grab the new mag. That's not an option for everyone, but the timing suggests that it should be



While stowing a magazine using this technique takes practice to be effective the consistency it provides lets you concentrate on the course of fire and your next target.

considered if it's at all possible.

In all cases, I suggest making contact to your body an inch or two over the target point from which you'll release the mag and simply slide down from there. This is particularly important when stowing inside your belt/waistband area and is a reason most shooters who are effective with this method choose to wear non-cotton outer shirts (think Under Armour) that can stick to the mag in hot weather. Combined with sticking and undergarment waistbands, I've seen a few of them slingshot right back

Photos: © Dave Goldman

**shoot like a champion**

**VOGEL**  
COMPETITION TRIGGER SYSTEM  
*Robert Vogel*

**www.glocktriggers.com**

PHOTO BY  
Yamil Sued

out after letting go.

Whatever way you choose to do this kind of reload, it's important to dry fire practice until it's consistent, and to practice it in the correct way. Many people that dry fire practice slide lock reloads with snap caps do it while standing straight up. More times than not, we are leaning around a barricade when doing it in a match. The position of your mag carrier's change and so does the relative distance your arms need to move in order to retrieve the new mag. So in practice, I'll emulate that and lean one direction or another. Similarly when practicing a loaded chamber reload, I like to move behind something while doing it, and alternate directions until the movement becomes smooth and the reload occurs during the entire length of my movement, finishing

just as I am coming into the new shooting position. That'll take some time to get right but it is worth it.

**“Quite frankly, a reload with retention is the single most underutilized skill in the game today.”**

The reload starts with the exit from position as soon as the last shot breaks and I've called a good shot. When I pull my gun back as I start to exit the position, I simultaneously hit my mag release button so that when the gun is back to my chest area, the partial mag is now in my hand, and I'm already starting to move to my next position. Many people stand nearly still and only start moving when the partial mag is about to be

stored. As with anything, practice and use of a timer and/or video will help make the skill more fluid.

The next thing to consider is to decide when you should do it in a match. That's really driven by how long it takes you to do it compared to how long it takes you to do a standing still slide lock reload. If the times are relatively close, the answer is to do it almost any chance you can because the time to move between positions is usually longer than that difference in time between the two types of reloads. For most however, there's bit of a difference in time between the two. Here's an example to help illustrate - If your average slide lock reload takes 2.3 seconds from one shot to the next, and your reload with retention takes 4.0 seconds, the difference is 1.7 seconds. Suppose it also takes you

# Expect Better Results When You Use the Best Tools!

**POCKET PRO II™**



**POCKET PRO**

Advanced Feature Shot Timers  
for scoring matches or  
personal training.



Accurate velocity measurement  
for rifles, pistols, arrows  
& shotguns.



**NEW!**

Attach &  
go wireless!



**DIGITAL LINK™**

Blue Tooth Module connects  
to your cell phone or tablet.



**Competition  
Electronics**

**THE WINNING DIFFERENCE!**

815.874.8001 • [competitionelectronics.com](http://competitionelectronics.com)



1.5 seconds from your last shot on one side of a barricade to move to the other side, stop your feet, and finish your presentation of the gun out to the first target at the other side, that total time will take you at least 4.0 seconds if you are doing an effective reload with retention in between. That means that you lose 2.5 seconds on the way, which is nearly the same as the 2.3 second standing still slide lock reload. So for barricades of this width, it's a wash, and it doesn't matter what kind of reload you do unless of course your first shot at the new position is to a popper that activates a fast one-time appearing target and without the reload with retention you would have arrived with only two rounds in your gun. From this example, the shooter would look for opportunities to perform a reload with retention when any position to position movement takes them longer than 1.7 seconds.

At the end of the day, loaded chamber/cylinder reloads represent an opportunity that can be leveraged to improve your stage and match scores if they are practiced well and used at the right times. And this is one skill that should be considered for use more often than it is by most competitors today. Tj

**Morgan Allen, #A24050**

Morgan Allen is the winner of 50+ IDPA Division Championships and 10 top-five division finishes at Nationals events, including 2nd at the Inaugural IDPA World Championship. He can be reached at: [morgan\\_allen@yahoo.com](mailto:morgan_allen@yahoo.com).

**Tactical Journal**  
**GunCam**

**"This is by far the best camera available on the market today. If you value performance improvement, the GunCam is light-weight, simple to use and the only camera you should consider."**

**- Morgan Allen**   
**IDPA Champion**

Scan here to check out my IDPA Championship Video

**X-TREME BULLETS**

**PERFORMANCE DELIVERED DOWN RANGE**

**BULLETS • BRASS • PRIMERS • POWDER**

TEXT 123AMMO TO 33444  
TO RECEIVE SPECIAL PRICING OFFERS

**XTREMEBULLETS.COM**

# How IDPA Changed The World

## Part 2: The Guns

By Duane Thomas

**IDPA** has had a profound effect on the face of modern self-defense oriented handgunning. One of those effects has been on the perception of exactly which sidearms are best for self-defense.

### THE CASE FOR SINGLE ACTION AUTOS

It has struck me, over my decades as a gun carrier, there are many things that a lot of people “just know” are true when it comes to self-defense handgun usage that ain’t necessarily so. A commonplace of gun-writing, almost invariably intoned by proselytizing 1911 .45 auto fans, was and is, “The single action auto pistol’s short, light, consistent trigger pulls give it a huge advantage over other trigger systems, such as the double action first shot auto, or double action only designs.”

I have been doing this long enough to remember when auto pistols that fired the first shot with a long double action trigger pull, then switched to single action for succeeding shots, were commonly referred to as “double action autos.” However with the popularization of double action only auto pistols like the Glock, double action first shot/single action thereafter autos have come to be called “DA/SA” to differentiate them from DAOs. There was a time when “double action autos” were considered so difficult to shoot, that first DA shot such a huge problem, otherwise intelligent people suggested “firing the first shot into the dirt to get the gun to the controllable single action state” in gunfights. Not what we would call a great game plan, but there it was.

The truth is that mastering a DA/SA



Thomas carried this Glock 34 as his daily concealment piece for around six years, and this is the gun he used to earn his IDPA Stock Service Pistol Master rank.

Photo: © Duane Thomas

auto to the point you can hit with the first double action shot is not quite the equivalent of performing brain surgery while wearing kitchen mittens that certain single action auto pistol fans would have you believe it is. But there seems to be a certain sort of shooter who thinks that “I can’t do it” and “It can’t be done” are synonyms.

### COMBAT PISTOL MATCHES: THE EARLY YEARS

People will always look to the best shooters, their shooting techniques and equipment, to find out what works best. In the early decades of combat pistol competition, in large measure because rules were set up to favor it, the 1911 .45 was king. This was partly because its Major caliber gave a scoring advantage over Minor caliber guns, but also because, for the first time, we had shooters firing, literally, 100,000 rounds a year, and back then the 1911 was the only heavy duty combat auto pistol that could stand the guff. At least with a rebuild every now and

then. Because there was a sort of surface logic to the whole “short, light, consistent trigger pulls” thing, that system kind of came along for the ride, enshrined as the choice of experts. The truth is, for quite awhile, it was.

I have been told, by those who were there, that in its early years “combat” pistol competition was very much a Colt 1911 .45 versus Browning Hi-Power 9mm game. A minority of shooters felt the higher magazine capacity and lighter recoil of the double stack Nine could offset the .45’s Major scoring advantage. In reality as opposed to theory, that turned out to not be true. Add to that the fact the Hi-Power couldn’t stand up to a heavy round count like the 1911 and it was a single stack .45 kinda day.

This had a lot to do with the fact that, for all those years, there was a perception, both among top level shooters, and those choosing their guns based on watching top level shooters, that any gun not having a single action only trigger system



Photo: © Duane Thomas

A custom 1911 like the Rock River Arms Limited Match Pistol the author used to earn the Firearms Academy of Seattle's Handgun Master rank, one of four times, would make a fine carry gun, however it is not necessary to turn in a decent performance. The other three times were with a Glock 19 9mm, Glock 17 9mm, and Wilson 30th Anniversary Model 1911 .45.

was operating at an insurmountable disadvantage. I never really bought into that. Back in the early 1990s, in articles published in Petersen's Handguns

magazine, I was wishing for, as I called them at the time, double action only auto pistol matches (by which term I meant to include both DA/SA and DAO guns),

and theorizing that if such a thing existed there would be a difference between the scores capable of being turned in with single action autos, but that the difference would be a lot less than many people would expect.

**AND ALONG CAME IDPA**

As it turns out, I was wrong. We did not, in fact, eventually get double action only auto pistol matches, and what we got instead did not prove that DA/SA and DAO autos could be fired ALMOST as well as SAOs. What we got was IDPA, in which the most popular division of competition swiftly became Stock Service Pistol where single action auto pistols were outlawed. And in SSP the Glock, with its DAO "Safe Action" trigger system, swiftly became the dominant choice. The joke among IDPA shooters became that Stock Service Pistol should actually be called Glock Service Pistol, so popular was the Glock in SSP. This was fortuitous since the Glock is also by far



**ALIEN GEAR**  
HOLSTERS



Alien Gear has developed a holster that not only boasts best-in-class value, but also offers first-tier performance.”

—American Rifleman



## Conceal in Comfort.

NEOPRENE PADDING

STEEL RETENTION CORE

ZERO BREAK-IN TIME

CLOAK TUCK 3.0  
IWB HOLSTER

**\$43<sup>88</sup>**



[AlienGearHolsters.com](http://AlienGearHolsters.com)

Questions? 208 215 2046

## Firearms And Tactics



Photo: © Duane Thomas

These days his carry gun is this lightly modified “middleweight” Glock 19, with which, appropriately enough, he also competes in Compact Carry Pistol division. He does not feel disadvantaged compared to previous, larger carry guns.

the most popular choice among people actually carrying a gun for self-defense.

### REALITY SETS IN

Suddenly, for the first time, we had great shooters firing non-single action auto pistols going head-to-head against other great shooters armed with single action autos. What we found was that the expected difference in scores failed to materialize. In fact, all the way up to the national level, frequently the individual armed with a DAO gun, or a DA/SA, on which they were really grooved-in out-shot and outscored the folks armed with single action autos. Suddenly we had Ernie Langdon, armed with a double action first shot SIG .45 in Custom Defensive Pistol division at the IDPA Nationals, beating Robbie Leatham with his single action, custom 1911. Suddenly we had Dave Sevigny with a very lightly modified Glock 34 beating everyone. Then along came that Bob Vogel guy, likewise running a near-stock G34 and beating everybody.

This had its effect on the guns chosen by serious shooters. I am old enough to remember a time when self-defense oriented firearms instructors commonly carried cocked and locked 1911s. These days, the vast majority carry Glock.

While the 1911 still has, and always will have, its ardent fans, the truth is that today most serious people carry guns that would not be out of place at an IDPA match in Stock Service Pistol or Compact Carry Pistol division. And why shouldn't they? If the right person, armed with such a gun, can beat Robbie Leatham with a 1911, you or I could probably use something similar to win a fight, yes?

So, thanks to IDPA, the “You must have a single action auto pistol to really perform” myth gummed the big one. These days we know the guy or gal armed with a Glock, or SIG, or HK, or whatever sort of DAO or DA/SA auto pistol happens to float their particular boat, can go out and kick ass on the people armed with 1911s. Whoa! Reality: wotta concept.

All sarcasm aside, I didn't see it coming. These results were a revelation to many people, myself among them. Jeff Cooper always intended combat pistol competition to be a laboratory in which to test equipment, to test shooting techniques, to find out what really works best. Even if the answers generated have not been what Cooper originally envisioned, the truth is the laboratory has served, and continues to serve, its purpose very well.

### AND HERE COME THE MIDDLEWEIGHTS

There is a class of self-defense oriented handguns I call “middleweights.” Another term might be “cut-down service pistol.” A middleweight is a gun intended to give most of the capacity, and, theoretically at least, most of the shooting qualities of a full-sized service pistol but be easier to carry, and especially to conceal. Classic examples of middleweights would be the Glock 19 which is basically a cut-down Glock 17, the SIG P228/P229 which is basically a cut-down SIG P226, etc. These are the sorts of guns that serious people most commonly, actually, carry.

I look for the next great myth shattered by IDPA to be that full-sized service pistols like the Glock 17, or even semi-longslide “competition” models like the Glock 34, are considerably easier to shoot fast and well than middleweights like the Glock 19. Admittedly in the recent world championships the best Stock Service Pistol score was about 50 seconds faster than the best Compact Carry Pistol score, but I think that had a lot more to do with the fact the SSP G34 in question was being fired by Bob Vogel than the innate relative “shootability” of the semi-longslide versus the middleweight.

I am already hearing Compact Carry Pistol division being referred to at matches as “what IDPA should have always been.” Many people seem to perceive CCP as being built around “the sorts of guns real people really carry.” This is, actually, true. When IDPA HQ was considering introducing a “carry” pistol division, at one national championship they circulated a questionnaire the results of which told them that, among match attendees who actually carried a handgun concealed on a regular basis, the Glock 19 was by far the most popular choice. Therefore gun rules in CCP were consciously built around the Glock 19.


Now, you are talking here to a guy who used to carry a full-sized 1911 .45 concealed on a daily basis for around six years, and who actually carried a Glock 34 as his daily concealment piece, likewise for about six years. While some might say the Glock 34 is an eccentric choice as a carry gun, my attitude was that the G34 was a Glock 9mm consciously designed to be the same overall size as a 1911 Government Model. If I could carry and conceal a full-sized 1911, I could carry and conceal a Glock 34. The main differences, of course, being the G34 is one hell of a lot lighter and holds twice as much ammo.

I can tell you from long-term, personal experience that carrying and concealing a handgun many people perceive as “large” is not as difficult as those who’ve never done it think it is. However, let’s not kid ourselves, there are a lot more people in the world carrying and concealing Glock 19s than Glock 34s. These days, I am one of them. Yes, I am now carrying, and competing with, a Glock 19. There go my illusions of unconventionality.

We are now seeing something very exciting occur. While we do not yet have the national/world class shooter who will be to middleweights what people like Bog Vogel and Dave Sevigny are to the semi-longslide Glock 34, I have no doubt that’s coming. And when it arrives, IDPA will have changed the world yet again, by opening up many people’s eyes to the capabilities of the sorts of guns real people really carry. **TJ**

#### Duane Thomas, #A01127

Duane Thomas, A01127 spent 10 years on active duty in the Army, the first three as an Airborne paratrooper. He sold his first gun article in 1989, and has been making his living at it since 1992. He is a Master class IDPA shooter and former Washington State IDPA Champion. His website is [Self-Defense-Handguns.com](http://Self-Defense-Handguns.com)



**“If you’re shooting IDPA or even thinking about it, I’d DEFINITELY recommend Duane Thomas’ book. The price is less than 50 rounds of 9mm factory ammo, and you’ll save a HELLUVA lot more than that by knowing and following Duane’s advice.”**

**– Massad Ayoob**



***Mastering the IDPA Classifier, lavishly illustrated with 71 full-color photos, is available as a downloadable e-book for \$9.95 through [www.Self-Defense-Handguns.com](http://www.Self-Defense-Handguns.com).***

# THE 2015 BUG NATIONALS

by Debbie Singer



Photo: © Erinn O'Donnell

**T**he third annual BUG Nationals was held this past November at Smith & Wesson in Springfield, Mass, and it was a ROARING success!!!! The 20's were alive and well and rocking!!! Three years ago what started out as a conversation in the large training bay has turned into one of the best national matches around! A competition to see how well we shoot our everyday carry gun. And what a match it was! I heard over and over again what a fun, challenging match it was and how they didn't think it was going to be this hard - even the super squad had to re-evaluate how they shot some of the stages.

What made this BUG match different from the previous ones is this was the first time that two women were named as match director and assistant match director for a national match. Kitty Richards and I would like to thank Paul Pluff and Smith & Wesson for being

ground-breakers in having us at the helm, and their continued support of the women shooters. Women are the fastest growing group in the shooting sports and it was great to see so many at the BUG. We also want to thank Tom Yost and Mike Crister for all their

support and guidance. Without them these matches would not run a smooth as they do.

The term "back-up gun" can mean different things to different people. Many of us do not carry our competition or full/service firearm on a daily basis. We normally carry a firearm that is smaller, lighter and easily concealable, a "back-up gun". A BUG gun will fall into two categories, revolver or semi-automatic pistol. This match was a challenge for either gun.

To design stages for the BUG has always been an issue, as we do not have the competitors draw from a holster, so we need to make sure all the stages are first and foremost safe for the staff and



Photo: © Erimm O'Donnell

For the last time. It's a KILT!!!

shooters. With this in mind the stage designers this year outdid themselves! From gangsters, to flapper girls, and even a still complete with an outhouse that had a surprise snake hanging inside of it! It is always amazing to see what stage designers put together and how they dress them up with the props. It was very cool to have the 1931 Harley Davidson motorcycle sitting on the public bay. Who thought 5 shot strings could be this hard...

We are very grateful to all of our sponsors; without them we could not put on these matches year after year. We had a few new sponsors that where



Photo: © Erimm O'Donnell

Mentoring is alive & well at the BUG Nationals



Photo: © Erimm O'Donnell

Assistant MD, Kitty Richards (left) and MD, Debbie Singer (right) stop for a quick photo with Tom Yost.

showcased on the public bay. Reaction Targets has a great moving target that proved to be a lot of fun. Another target came to us from the great folks at Targabot, this is a great new target that can be programed to move many different directions depending on what the scenario calls for. This was the first time we used a system from TacticalWalls. The shooters loved how the shelf actually held a gun inside of it. We look forward to using all these new targets at our next match.

What makes having the BUG at Smith&Wesson one of the best and most challenging matches is the fact that it is held entirely indoors. With that we are able to do several low light and totally dark stages. The low light stages proved to be a real challenge for a lot of the shooters, do I use my flashlight or take the chance without it. Some were sorry they didn't use the flashlight! Most of the stages had 3 strings of 5 shots each with reloads off the clock. This made it pretty even shooting between the revolvers and the semi-autos. This year all but one of the top winners shot semi-autos and there was not a big time difference between them.

Congratulations to Shane Coley who was the BUG champion and also

became a DM this year with a total time of 191.87 with 79 points down.


Randi Rogers was High Lady with a total time of 258.31 and 96 points down.

We had two awesome junior shooters, Manson Lane and Padraic Sullivan, Manson took 3rd place Master and Padraic took first place Expert and High Junior with a bump to Master. Congratulations to both of them and it always is a pleasure to watch both of you compete.

If you have never shot a BUG match I highly recommend that you do-they are fast paced and a ton of fun! It is nice to finally have a platform where we can shoot our everyday firearm. I look forward to seeing all of you at the next National BUG Match. **Tj**

**Debbie Singer, #A49047**

Debbie Singer is an avid shooter of IDPA and is a Chief Safety Officer. One of two women Safety Officer Instructors for the northeast, she also holds the distinction of being first woman Match Director for a IDPA National Championship. She has worked countless matches around the country and resides in NYS with her 6 dogs. Debbie works full time as a Dental Hygienist.







Photos © Erinn O'Donnell



Photo: © Ming Qian

This year saw 230 shooters sign up for the match. The largest number of competitors to date.

# The Evolution of A Match

## Linwood-Bay's Tenth Anniversary Great Lakes Regional

By Rev. Todd R. Gould

**A** decade has now passed since the inception of the Great Lakes Regional Match put on every May by the Linwood-Bay Sportsman's Club in Munger, Michigan. The brainchild of Gary Cuttitta and David Alexander, this match has some signature features that call back a returning clientele every year.

I was privileged to be on the ground floor (literally) of the idea when Gary, Dave, Barb Hellner, and I began creating the first match. Gary and Dave were/are outstanding stage designers and came

up with ten that we installed around the coal filings on Kinney Road. Our range is a leased property that was an active coal mine during the late eighteen hundreds. The large shale hill in the middle of the range was created by pick and shovel, mule and cart.

Little did those primitive miners know their mountain would someday become the impact zone for a 300 yard rifle range and a premier IDPA match.

In the beginning, we had just enough room to set up five stages that would

occupy a morning shoot. Each of those were pre-planned for a different stage in the afternoon. Needless to say, it was labor intensive both in its construction and its operation. Because the build took most of the week, and the match itself --



Photo: © Ming Qian

along with tear-down, consumed Friday, Saturday, and Sunday, I have had to take a week of vacation every May.

Over the years, interest in IDPA has grown at Linwood for several reasons. One, of course, is our Regional and monthly matches. But we have also been fortunate to have a mix of personalities that get along well together -- people who have developed a respect for one another and are willing to work selflessly for the cause (we used to call that “gung-ho, esprit de corps” in my service days). This chemistry has been a real attraction to outsiders interested in our sport. IDPA involvement and LBSC club membership have grown as a result.

At this May’s Tenth Anniversary Great Lakes Regional we had approximately fifty (just staff) shooting on staff day, which was about the total number of participants we had for the whole event in its first year! By range time 2015,



Photo: © Ming Qian

One of the Leapers boys rolling out of bed on Stage 7.

230 shooters were signed up, the most we have had to date. Our dedicated IDPA members have for ten years now invested their time, talent, and treasure (and sometimes blood, sweat, and tears) into the development of our range. We currently have ten bays around the hill

which service the IDPA matches as well as Linwood’s 3-Gun Nation competition. These physical improvements along with a well organized, well run program have elicited the word-of-mouth advertising that has brought greater participation to the Regional. It has also attracted

free shipping on all orders!

**PRECISION DELTA™**  
**AMMUNITION & BULLETS**  
[www.precisiondelta.com](http://www.precisiondelta.com)

**THE JACKETED BULLET EXPERTS**

**1-800-337-3621**

**made in the USA**



Photo: © Ming Qian

Squad moms taking a well deserved break. A huge thanks for all that you did!

some first rate sponsors that help make it possible.

As I stated in the beginning, the GLR has some important signature features that have drawn consistent, positive feedback from shooters over the years. We regularly hear how friendly, courteous, and professional our staff is. And we often hear about the creativity of the stages and the amount and kind of active targets not usually seen in other matches. But this year, on our tenth anniversary, another regular feature was praised.

At Linwood, we begin all our Regional matches with the Pledge and a prayer. I guess because I am a pastor of a local church in the Thumb of Michigan, the mantle of unofficial “range chaplain” has descended upon me. We have made it a practice at the conclusion of our daily shooter’s meeting to honor both our nation and our God with the Pledge of Allegiance and a word of prayer before we head to the range.

By in large, our shooters are patriots who believe in their First and Second Amendment rights. What better place to exercise those rights than at an IDPA match. For ten years we have done it. For ten years we have had no mishaps and largely cooperative weather (except for Friday morning this year). Indeed, after I finished Saturday’s prayer, one of IDPA’s

well known master class shooters took me aside and told me Linwood’s honoring of God and country was one of the main reasons he returned every year. What greater compliment could we receive than that?

Certainly, the spirit of a club becomes apparent over time and I believe that has been a great part of our success in the first decade of the Linwood-Bay Sportsman’s Club Great Lakes Regional.

I am sure it could be at your club as well. Blessings. TJ

**Rev. Todd R. Gould, #A24170**

Rev. Todd R. Gould was called to ministry after service in the United States Marine Corps. An avid hunter and shooter, Todd took up IDPA at age 51. For the last twelve years he has been regularly involved as an SO and competitor at the Linwood Bay Sportsman’s Club, Linwood, Michigan.

**SARAH**  
RETAIL MANAGER / ARMED CITIZEN

Armed Citizens. Sportsmen. Competitive Shooters. Law Enforcement & Military Personnel. **Unique individuals from different backgrounds, and together...**

**WE ARE FREEDOM**

**FreedomMunitions.com**

Text 123ammo to 33444 to receive special pricing offers

MADE IN IDAHO USA

FREEDOM MUNITIONS  
FREEDOM STARTS HERE

# HARRIS PUBLICATIONS SPECIAL

## MONEY SAVING MAGAZINE ORDER FORM

### COMBAT HANDGUNS

The definitive magazine of handguns, loads and tactics for personal, home defense and law enforcement use. Tests and data on new guns and ammo, plus how-to articles on combat survival.

- 1 year/8 issues for \$29     2 years/16 issues for \$48



### GUNS & WEAPONS FOR LAW ENFORCEMENT

The magazine that takes you behind the scenes into the unforgiving world of police work and combat survival. You'll see the latest products tested and reviewed, then see how they're used in action against the bad guys.

- 1 year/6 issues for \$24     2 years/12 issues for \$36

### TACTICAL WEAPONS

Harris Publications' Tactical Weapons is the quarterly magazine that lets its readers become virtual "insiders" in the world of tactical operations against terrorism, crime, and aggressive military action on freedom's frontiers.

- 1 year/4 issues for \$24     2 years/8 issues for \$40

### SPECIAL WEAPONS FOR MILITARY & POLICE

Here is a quarterly magazine that gives readers the ultimate "insider" look at today's new high-tech weapons, gear and tactics used by the pros who face the ultimate dangers.

- 1 year/4 issues for \$24     2 years/8 issues for \$40

### BALLISTIC

The new quarterly magazine with complete reviews on the latest firearms, knives, survival gear, toys, tech items and gear. Ballistic will give each reader unique tips and techniques on all types of usage situations.

- 1 year/4 issues for \$24     2 years/8 issues for \$40

### SURVIVOR'S EDGE

The magazine that prepares you for real world disasters with the skills and knowledge to take on whatever Armageddon comes your way from power outages to a knife assault to snake attacks. In our ultimate guide for staying alive, we'll give you the resources to handle the three stages of survival—preparation, eye of the storm, aftermath!

- 1 year/4 issues for \$24     2 years/8 issues for \$44

### THE NEW PIONEER

Every issue is jammed with do-it-yourself projects, spotlights on successful back-to-the-landers who offer up priceless how-to info and hard-lessons learned, backcountry survival tips, gardening and farming guides, homestead tools and so much more.

- 1 year/4 issues for \$25     2 years/8 issues for \$40

### GUNS OF THE OLD WEST

This magazine gives attention to shooting matches, wardrobe, holsters, knives and other products and services in demand. In the fastest growing shooting sport, cowboy action shooting, the Old West is as alive today as it ever was.

- 1 year/4 issues for \$19     2 years/8 issues for \$34



Email/Fax: [subscriptions@harris-pub.com](mailto:subscriptions@harris-pub.com); (212) 807-0216 or Mail to:  
 HARRIS PUBLICATIONS, Attn: Subscription Department, 1115 Broadway, New York, NY  
 10010. Subscribe online on our websites listed below. Please allow 6-8 weeks for deliv-  
 ery of first issue. Prices are for USA & Canada. Add 100% Foreign Orders. U.S. Funds Only.

Visit us at [TACTICAL-LIFE.COM](http://TACTICAL-LIFE.COM), [PERSONALDEFENSEWORLD.COM](http://PERSONALDEFENSEWORLD.COM),  
[REALWORLDSURVIVOR.COM](http://REALWORLDSURVIVOR.COM) and [GUNSOFTHEOLDWEST.COM](http://GUNSOFTHEOLDWEST.COM)

Name \_\_\_\_\_  
 Address \_\_\_\_\_  
 City \_\_\_\_\_ State \_\_\_\_\_ Zip Code \_\_\_\_\_  
 Phone \_\_\_\_\_  
 E-mail \_\_\_\_\_

Ok to sign you up for our Newsletters  Yes  No

Payment  Check  Visa  Master Card  AMEX

Total order amount \$ \_\_\_\_\_

Card# \_\_\_\_\_ Exp: \_\_\_\_\_

Signature \_\_\_\_\_

Date \_\_\_\_\_

# Defensive Applications of Competitive Skill-sets

By Mike Seeklander

**H**ow many times have you heard the comment: “that will get you killed in a gunfight!” while at a match? I know I have, and I have heard it over many years in many forms. The age old argument of the value or potential pitfall of competitive shooting in relation to defensive handgun is one that inflames chat rooms and forums galore. In this article I want to take a different twist, instead of pursuing argument points that have no merit, rather I would like to address what we can gain from competitive shooting in relation to our potential defensive use of a handgun.

Let’s address the big question right out of the box. Is competitive shooting, specifically IDPA, good training for a gunfight? To answer that, we have to agree on what training means. The dictionary defines it like this: “the action of teaching a person or animal a particular skill or type of behavior.” So I guess we could say we are training at a match right? For example, if you shoot a stage, and get the dreaded “cover” call and get dinged by an observant SO and you lose points on that stage, you do technically learn from that and



Photo: © Brandi Simons

There are lots of benefits to be gained from practicing and competing despite nay sayers. Many of the same skill-sets have practical defensive applications when used with some common sense.

it teaches you a behavior right? But the really good question is what is defined as a skill or behavior. In an IDPA match, the proper use of cover is defined by the rulebook as a specific amount of your body behind the wall (lower and upper body), right? So let me ask you this....in most of the shooting positions we use in IDPA that are rulebook legal....if that target was shooting back would it be possible to hide even more of your vital parts behind that cover? The answer is probably a resounding

YES for most of us. If you doubt this get a high velocity paint ball gun and have a buddy ding your exposed parts as you shoot at him (paintball) from behind cover with nothing more than a t-shirt and head/throat protection. The moment those paintballs begin to blister your exposed elbow you learn very quickly there are ways to minimize exposure even more. In the end, we must all agree that while there are significant benefits in shooting competitively, shooting matches in and of itself is not training for a gunfight.



Photo: © Brandi Simons

Failure to use cover in a firefight can result in more dire consequences. Compete and train accordingly.

To get properly trained, find a good defensive shooting instructor and take a class.

But this article is about “defensive applications of competitive skill-sets right? So let’s look at what those are. Long ago I wrote an article about the combative applications of competitive techniques, and the chart below summarizes those skills that are critically important in a match, and then compares the importance of the same skill in a defensive encounter. There are three key areas that are “tested” at matches, and those three have a direct carry over in a defensive situation.

DEFENSIVE AND COMPETITIVE SKILL CROSSOVER		
SKILL	MATCH APPLICATION	DEFENSIVE APPLICATION
<i>High Speed Weapon Manipulation While Under Stress</i>	“Practical” shooters know that their ability to draw and manipulate their gun to clear a malfunction, or do a reload (any type), may make the difference in winning or losing a match. I don’t think there could be any argument that competitive shooters are the best on the planet at high-speed manipulation of a handgun or rifle.	Would the ability to rapidly draw and manipulate through a reload or malfunction under extreme stress be important during a fight? Absolutely! Think about it. If you must reload, or fix a malfunction, you are already in a fight...hence the incredible importance of using high speed manipulation techniques to get the gun back in action.
<i>High Speed Marksmanship Skills While Under Stress</i>	The ability to shoot a quick first shot, and then repeat shots accurately is incredibly important at any match. Any top shooter will tell you, speed combined with accuracy is the key.	Once again, a direct correlation. I guess the saying is “speed is fine, but accuracy is final.” I would change it to, “speed is fine, but accuracy at extremely high speed is final...faster!” You get the point. Anyone who plans on fighting with a firearm would be that much better off with the ability to shoot accurately at high speed.
<i>Information Processing</i>	Any competitive shooter would probably tell you “information overload” has happened to them more than once during a stage at a match. We shooters call this a “mental meltdown” on a stage, but the reality is we have not trained our brain to process the visual and kinesthetic information we are receiving while under stress at extremely high speeds. The ONLY way to learn this process is to experience it!	Hmm, lets see. Is the ability to process an extremely large amount of information coming from multiple senses while under extreme stress and at the same time manipulating and applying solid fundamentals of marksmanship (getting rounds on target) important? You bet it is. Experienced operators have an incredible edge (proven) after they have been through numerous “high stress” situations. They get extremely efficient at processing information and using it to make decisions quickly. This skill is critical and has been shown to be directly related to surviving in combat.



**ELITE**  
RELOADING SUPPLIES

ONCE FIRED  
**BRASS & BULLETS**

Elite Quality. Elite Service.  
Elite Reloading Supplies.

EliteReloading.com  
**844-230-1911**

**RIMZ** THE "NO TOOLS NECESSARY" POLYMER MOONCLIP....

RIMZ 25 fits 625-3 and older .45 ACP

RIMZ 625 fits 625-4 and newer .45 ACP

RIMZ 610 fits 610-2 and newer 10mm/.40

RIMZ 646 fits S&W 646 "L" frame .40



**NOW!** THE must have tool for the 1911 Pistol...The Ultimate Bushing Wrench!

**STORES** in the mag well of your pistol

**SHOWS** safety orange with slide open - fits GVMT & Commander Bushings

www.beckhamdesign.com  
For toll-free ordering call:  
1-866-726-2658

Beckham Product Design  
1048 Irvine Ave #614  
Newport Beach, CA 92660

As you can see, there is a direct carryover of our competitive skills to the defensive environment. That said, am I saying that in order to be ready to defend yourself or your family, you need to shoot lots of pistol matches? Not at all! Nothing will replace high quality defensive training and an understanding of the principles that will keep you alive in a fight. So how do you balance both? Consider the following:

1. Keep your gear as consistent as possible in both arenas. If you can compete with your carry gear and gun (one of the main reasons IDPA was born), then that is the best option possible. If not, try to keep your match gear as close to your carry gear as possible. For example, if you carry a Glock 26 daily as your carry gun, then a good choice for your match gun might be a Glock 17 or 19. Personally I have chosen to stick to one "family" of guns as much as possible, so these days you will find me competing with

my Wilson Combat 1911 in ESP, and carrying a compact 1911. I get the same grip angle, manipulation devices, etc. with both guns.

2. Spend time working real life problems at real life speeds. For example, if you had to move through a structure like your house, you certainly would not "run and gun" through it like we might shoot an IDPA stage. Instead, you would be deliberate and use cover and good tactics. It would likely take you much longer to move through it safely that it would to run through a stage. When practicing like this I like to keep things as real as possible, so if you have access to a plastic red gun or S.I.R.T. pistol (nextleveltraining.com) then you can have someone hide in that environment as you search your way through it. Want to amp it up even further? Turn the lights off



Keeping your competition and carry gear as consistent as possible can help prevent training scars.

Photo: © Brandt Simons



and try the same techniques with a flashlight! Once again, SAFETY rules here, so make sure there are NO live firearms in the area when practicing like this.

3. Watch out for match scars and work on preventing them in matches. For example, instead of quickly unloading and showing clear the moment you fire your last shot on a stage at a match, follow through and scan the targets for a moment and mentally process after you have stopped firing. Imagine that you are scanning the engaged threat and for any additional threats before unloading. This habit has saved me time in several stages where a piece of steel remained standing at the end of the stage and I was able to re-engage it. Don't be in such a rush to unload and show clear!

4. Shoot at least one match a month or so in as close to real life defensive mode as possible. For example, use your real carry gun and holster, use cover as effectively as possible, and accept nothing less than solid hits on threat targets and absolutely no shots on non-threats. Don't worry about the score or time, just apply those defensive skills under the match pressure of the competitive environment.

In closing, I would remind you that there is a difference between defensive "training" and an IDPA match. Instead of arguing the pitfalls of competitive shooting, let's simply use it as a tool to motivate ourselves to get better, and test our abilities under some simulated stress. The key

is to find a balance between the two where both competitive shooting and defensive application are balanced and symbiotic. And don't forget to have some fun! **Tj**

**Mike Seeklander, #A31187**

Mike Seeklander is owner of Shooting-Performance LLC (www.shooting-performance.com), a full service training company and the American Warrior Society (www.americanwarriorsociety.com). Mike is a co-host of The Best Defense, the Outdoor Channel's leading firearm instructional show and Rapid Fire, a show covering a spectrum of fully automatic machine guns.

Previously, Mike was Chief Operating Officer, Director of Training and a Senior Instructor at the U.S. Shooting Academy in Tulsa, Ok.

Mike has served as the Branch Chief and Lead Instructor for the Firearms Division with the Federal Air Marshal Service as well as a Senior Instructor at the Federal Law Enforcement Training Center (FLETC).

As a law enforcement officer with the Know County Sherriff's Department as well as the Knoxville Police Department Mike worked in corrections, patrol and with the Organized Crime division.

Shooting accomplishments are as follows:

- 2013 and 2014 IPDA BUG (Back-up Gun) National Champion
- 2011 Steel Challenge World Champion (Production Division).
- 2007 European Championships (2nd overall)
- USPSA National Championships (top 5 overall numerous times)
- Area Championship wins: Area 7, Area 4, Area 1 (USPSA)
- State Championship wins (multiple times in some states): Oklahoma (USPSA and IDPA), Badlands Regional (IDPA), Tennessee (USPSA), Arkansas (IDPA and USPSA), South Carolina (USPSA), Georgia (USPSA), Texas Limited (USPSA), New Jersey (USPSA)

UniqueTek.com  
Products for Shooting, Reloading & Competitive Marksmen

**Loaded Round Counter™**



**Fits Dillon RL 550B, XL 650, RL 1050, Super 1050 ... And Other Presses**

**Counts Loaded Rounds, Not Just Press Cycles**

**Easily Moved From Toolhead To Toolhead**

**No Adjustments Needed**

*It's not just Unique, It's UniqueTek!*

**Upgrade Now!**  
Visit our Website at [www.uniquetek.com](http://www.uniquetek.com)  
Or call 480-507-0866



**Springer Precision**  
The Shooting Specialists

*We have what you need for IDPA in our custom shop or online at our web store.*

**XD/XDM**  
**1911/2011**  
**Glock**  
**M&P**  
**SIG P320**  
**HK/FNS/CZ**

**GUNSMITHING**  
**CUSTOM PARTS**  
**LASER MARKING**  
**COMPETITION GEAR**  
**CERAKOTE COATINGS**

**Made in the U.S.A**

[www.SpringerPrecision.com](http://www.SpringerPrecision.com)

**541-480-5546**

# Interaction With Law Enforcement

## Part 2: Post Shooting or Critical Incident

By Adam Painchaud

**R**ecently we discussed suggestions on how to interact with law enforcement (while packing heat) during a traffic stop. Now we are going to discuss do's and don'ts if you ever find yourself dealing with law enforcement responding to a shooting or other critical incident. As stated previously, this is just advice based on my experience in law enforcement and defensive firearms training. It is important to understand that specific laws in your state/region may dictate other than what I am suggesting. I strongly recommend you know the law where you choose to carry and arm.

Generally speaking and most importantly, **DO WHAT YOU ARE TOLD TO** by all responding law enforcement or anyone who identifies themselves as law enforcement. Proceed



Photo: © Robert Ray

Almost as important as defending yourself is communicating with LE as quickly as possible.



Photo: © Robert Ray

Even if you are in the right, you may be placed in these while police secure the scene

with a high degree of caution! Realize they are responding to a call involving guns and likely violence, therefore they will have the priority of securing the scene first. What permit you have, what happened, why you have a gun in your hand, why people may be injured, and anything else for that matter is irrelevant to them initially. Making the scene safe is the priority and they will assume (as they should) that everyone present could possibly be a threat. Be prepared to be disarmed, detained, and questioned in a fairly aggressive manner. Once the smoke clears, they will understand who is who and what happened. This may take some time so be patient and do your best to remain calm (easy to say). If a threat is still present, inform them in a clear and concise manner where/who that threat is. If the situation is not active (suspect no longer present, suspect no longer a threat, situation already resolved, suspect not an imminent threat to the public) then there is no major

urgency for you to try and explain what happened until they secure the area and start asking you questions.

If you are the one who calls the authorities or you ask someone to call, it would be very helpful to give the dispatcher as much relevant information as possible. "I have just been in a shooting, I was attacked, I am a white male, bald, medium build, wearing a tan jacket and blue jeans. I am holding a white male suspect wearing a black hoodie and tan pants at gun point near the ATM machine." This way, responding officers will have a general idea of what they are walking into, thus increasing your safety. If there is no imminent threat and no need for you to have your gun in hand, I'd suggest securing it on the ground or holster.

If the situation permits, having your arms/hands up when law enforcement arrive would be smart and convey you don't mean any harm. Once responding officers secure the scene and any imminent threats, they will want to



Photo: © Robert Ray

Good guy defending himself or bad guy robbing someone? LE may not be able to tell at first who is who.

identify the primary aggressor. If that person has fled, you'll want to try and provide that information as soon as possible. "I was just robbed by a man carrying a knife, I drew my pistol and he ran away down Main Street toward the bank. He was a white male wearing a white t-shirt and black shorts. He had

on a red ball cap and had a huge bowie knife."

Another consideration is that off duty or plain clothes law enforcement may already be present. Take an altercation in a store or public place as an example. You may be acting within the scope of the law defending yourself or others

but that off duty federal agent who sees you pointing a gun at someone may not necessarily understand what is going on. Therefore when he identifies himself and says don't move...do what he says. In this case, using extreme caution is best while attempting to convey the situation to the agent. Smart, clear, articulate communications will be your best defense. "This man just attempted to rob the clerk with a gun, the gun is still in his waistband, help please."

In the case of responding officers coming to or entering your home, following the same advice is suggested. If at all possible, I suggest greeting the responding officers outside of your home perhaps on a porch or driveway, that way they can rule you out as a threat quicker, and receive relevant information from you without having to make an unknown entry into your home. Of course only do this if the



**What  
is  
your  
Angle?**

# THE INFIDEL MAX



**Reverse**



**Straight**



**FBI Forward**

[www.comp-tac.com](http://www.comp-tac.com)



Photo: © Robert Ray

Your home or your business, answering the door with a gun in your hand may not be the best way to greet LE.

suspect(s) are no longer present or pose a threat. If you are still in contact with the threat inside your home, try

and convey this to responding officers through dispatch or a 911 operator. Be specific as to where in the house you are located in relation to the main entrance. "I am a white female holding a white male at gun point, he broke into my home and threatened me, we are in the second floor bedroom located at the top of the stairs, straight ahead from the front door." Be prepared to do whatever the officers tell you to do.

Bottom line, you ended up in an unfortunate incident by being attacked. You were the one who had your rights and safety violated. You did what you had to do by making a smart decision to protect yourself or others. Responding law enforcement will likely arrive to investigate the crime that already occurred, not necessarily to intervene with a crime taking place. Typically these types of situations are already over when law enforcement arrives.

Regardless, if firearms were involved, law enforcement will come in hot and expecting the worst. Therefore any information you can articulate to them prior to their arrival is advantageous to your safety. Your cautious actions and clear verbal communications upon their arrival are paramount for your safety and theirs. **TJ**

### Adam Painchaud, #A31081

Adam is Director of Sig Sauer Academy. He has extensive military and federal law enforcement experience. He has been a firearms and tactics instructor his entire adult life and holds numerous federal, military, and corporate instructor certifications. As well as being Academy Director, he is a part-time police officer, special deputy sheriff, and reserve special agent.

# Simply The Most Advanced Autodrive

**BETTER, FASTER, HIGHER  
QUALITY RELOADING**



**THE INVENTORS OF THE DIGITAL AUTODRIVE**

**[www.markvii-loading.com](http://www.markvii-loading.com)**



# Let It Go

By Wolf Laughlin

**“If you are finished, unload and show clear!”** The magazine drops, the slide is racked, the round arcs into the air...and the hand comes up to catch it. As an SO, it makes us cringe, our heart skips a beat as we track the hand heading for the round and wait to see if it will end up in tragedy.

Sound over-dramatic? Well, it's not. Recently, at the World Championship in Tulsa, I had the misfortune of having to inform a competitor that they had disqualified themselves from the match by doing this exact thing. “Wait!” you say. “There's nothing in the rule book that says you can't catch your round!” True, however, this particular competitor was drawing his firearm back as the round went up, and as he caught the round, brought his hand down directly in front of his muzzle, sweeping himself. Per IDPA rules, this is a disqualification.

Now, while a trip to DQ is unfortunate, even more concerning is what can happen if you “bobble” the round catch. An experienced shooter from the Houston area had the misfortune of being our example here. During the unload and show clear, he “bobbled” catching the round, and the ejector struck the primer, causing a misfire. As you can see by the picture, he's lucky the results weren't worse.

Let's examine the rationalizations of “why” people catch their rounds.



This painful, nasty looking, but thankfully minor injury happened while trying to catch an ejected round.

Photo: © Michael E. Roe



## Dillon Precision

# Super 1050

### STANDARD FEATURES:

- Loading Rate: 1000-1200 Rounds Per Hour
- High Strength Ductile Iron Frame
- Swages Military Primer Pockets
- Automatic Indexing
- Automatic Casefeeder
- Automatic Primer System
- Automatic Powder Measure
- Low-Primer Early Warning System
- Factory Adjusted Reloading Dies
- **RISK FREE 30-Day Trial Period!**

**[www.dillonprecision.com](http://www.dillonprecision.com)**

FREE Catalog L23-14690, Call 800-762-3845

If we're honest with ourselves, the real reason any of us WANT to do it is because "It looks cool!" And I agree, it does look cool, but the con's far outweigh the pro's in this situation. "I don't want to lose my round" is another reason I hear on a regular basis. Okay, I can understand that, and rounds cost money, BUT, in the overarching scheme of a match, what is the most you will lose? 16 rounds if you lose every single one? Let's be generous with what a round costs and say 25 cents a round. That's a total of \$4 lost, max. Compare that \$4 to being DQ'ed, or a trip to the hospital, is it really worth it?

Another common method of "saving" your round is to cover the ejection point with your hand as you run the slide. While this does keep you less at risk for DQ, it actually puts you at a higher risk for the round to get lodged and have the ejector hit the primer and cause damage and injury.

As an SO, I do try to help the shooter find their round, if it can be done quickly and easily. However, my main focus, until the gun is securely in the holster, is the gun. Then, once it is holstered, I will look around and point out the round if possible.

So, the bottom line is this, while not against the rules, catching your round is just not worth it, so in the end, just let it go. **TJ**

**Wolf Laughlin, #A12499**

Wolf Laughlin is a CSO, and stage designer, for two IDPA clubs in San Antonio, TX. When he's not shooting/working a match, he manages the Gun Shack in San Antonio, TX. Check out their website at [www.gunshack.com](http://www.gunshack.com). Wolf can be reached directly at [wolf@gunshack.com](mailto:wolf@gunshack.com)



**You Need Self Defense Coverage If You...**

- Are a Concealed Carry Permit holder
- Carry a Firearm for Protection
- May have to defend yourself in court

*Protect...*  
**YOURSELF, YOUR FAMILY AND YOUR FINANCES!**

[www.sdamember.com](http://www.sdamember.com)

**GOLD MEMBERSHIP**

**\$100,000**  
SELF DEFENSE COVERAGE

Civil Coverage  
Criminal Coverage  
Bail Bonding Coverage

Plus

- News-Self Defense/Firearms
- Safety and Training Resources
- Personal Defense DVD
- State Firearm Law Updates
- Firearms Responsibility in the Home
- 5 to 25% savings at Cabela's
- Rental Discounts at Alamo

Annual Membership  
**\$15.92/Mo**  
or  
**\$179.00**

**PLATINUM MEMBERSHIP**

**\$250,000**  
SELF DEFENSE COVERAGE

Civil Coverage  
Criminal Coverage  
Bail Bonding Coverage

Plus

- News-Self Defense/Firearms
- Safety and Training Resources
- Personal Defense DVD
- State Firearm Law Updates
- Firearms Responsibility in the Home
- 5 to 25% savings at Cabela's
- Rental Discounts at Alamo

Annual Membership  
**\$24.88/Mo**  
or  
**\$288.00**



Self Defense Association, P.O. Box 9320, Mission, KS 913-396-5640

**Corrections**

In our article on the IDPA World Championship we incorrectly identified the Division Champion in CCP as Gaston Vallerga. In fact, the Division Champion for CCP was Expert class shooter Matt Childress. Matt shot the match in an astonishing 247.00 seconds with 51 points down. Matt enjoys being one of the only people to ever make a double jump in classification bypassing Master and going directly to Distinguished Master. Congratulations Matt and our apologies for the error in not listing you in the previous article.



# Trophy Room

**Trophy Room:** We want to recognize the hard work and success you've had in the sport. Have a photo of you with your trophy? Send your photos to us at: [TacticalJournal@idpa.com](mailto:TacticalJournal@idpa.com). Include your name, event title, order of finish (ex. 2<sup>nd</sup> ESP/MM), and the name of the photographer if possible.



Shane Coley (Div. Champ./Semi-Auto, High Industry)  
2015 IDPA Back Up Gun Nationals  
Photo © Erinn O'Donnell



(from left to right) Katie Rowe (3<sup>rd</sup> High Lady) & Randi Rogers (High Lady)  
2015 IDPA Back Up Gun Nationals  
Photo © Erinn O'Donnell



Daniel Humphreys (Div. Champion/REV)  
2015 IDPA Back Up Gun Nationals  
Photo © Erinn O'Donnell



Paul Jones (High Distinguished Senior)  
2015 IDPA Back Up Gun Nationals  
Photo © Erinn O'Donnell



Bill Thorpe (2<sup>nd</sup> High Senior)  
2015 IDPA Back Up Gun Nationals  
Photo © Erinn O'Donnell



Padraic Sullivan (1<sup>st</sup> EX, High Junior)  
2015 IDPA Back Up Gun Nationals  
Photo © Erinn O'Donnell



Federico Iannelli (High International)  
2015 IDPA Back Up Gun Nationals  
Photo © Erinn O'Donnell



Mason Lane (3<sup>rd</sup> MA)  
2015 IDPA Back Up Gun Nationals  
Photo © Erinn O'Donnell



Clint Bowen (2<sup>nd</sup> EX)  
2015 IDPA Back Up Gun Nationals  
Photo © Erinn O'Donnell




Bruno Soucy (1<sup>st</sup> SS)  
2015 IDPA Back Up Gun Nationals  
Photo © Erinn O'Donnell



Anthony Spinelli (2<sup>nd</sup> SS)  
2015 IDPA Back Up Gun Nationals  
Photo © Erinn O'Donnell



Wayne Lemond (3<sup>rd</sup> SS)  
2015 IDPA Back Up Gun Nationals  
Photo © Erinn O'Donnell



Luke Orr (2<sup>nd</sup> NV), Zachary Frohn (3<sup>rd</sup> NV)  
2015 IDPA Back Up Gun Nationals  
Photo © Photographer



Pasquale Vitetta Jr. (2<sup>nd</sup> MM)  
2015 IDPA Back Up Gun Nationals  
Photo © Erinn O'Donnell



Maddy Folk (1<sup>st</sup> MM/REV)  
2015 IDPA Back Up Gun Nationals  
Photo © Erinn O'Donnell



Andrew Marocchini III (4<sup>th</sup> EX)  
2015 IDPA Back Up Gun Nationals  
Photo © Erinn O'Donnell



David Ritchie (8<sup>th</sup> EX)  
2015 IDPA Back Up Gun Nationals  
Photo © Erinn O'Donnell





Chad Barber (5<sup>th</sup> SS)  
2015 IDPA Back Up Gun Nationals  
Photo © Erinn O'Donnell



Peter DiDonato (6<sup>th</sup> SS)  
2015 IDPA Back Up Gun Nationals  
Photo © Erinn O'Donnell



Seren Lambertsen Jr. (11<sup>th</sup> SS)  
2015 IDPA Back Up Gun Nationals  
Photo © Erinn O'Donnell



Michael Dupont (13<sup>th</sup> SS)  
2015 IDPA Back Up Gun Nationals  
Photo © Erinn O'Donnell



Christian Carlson (14<sup>th</sup> SS)  
2015 IDPA Back Up Gun Nationals  
Photo © Erinn O'Donnell



Jalal (Jay) Aram (15<sup>th</sup> SS)  
2015 IDPA Back Up Gun Nationals  
Photo © Erinn O'Donnell



Fred Dimmick (9<sup>th</sup> MM)  
2015 IDPA Back Up Gun Nationals  
Photo © Erinn O'Donnell



Matthew Childress (High CCP)  
2015 IDPA World Championship  
Photo © Brandi Simons



Mark Leeber (2<sup>nd</sup> SS/CCP)  
2015 IDPA World Championship  
Photo © Brandi Simons



Shane Macon (7<sup>th</sup> EX/ESP)  
2015 IDPA World Championship  
Photo © Brandi Simons



Jared Phillips (8<sup>th</sup> EX/ESP)  
2015 IDPA World Championship  
Photo © Brandi Simons



Michael Harrell (2<sup>nd</sup> SS/ESP)  
2015 IDPA World Championship  
Photo © Brandi Simons



Antti Luukkonen (1<sup>st</sup> MM/ESP)  
2015 IDPA World Championship  
Photo © Brandi Simons



Sam Moore (4<sup>th</sup> MM/ESP)  
2015 IDPA World Championship  
Photo © Brandi Simons



Fred Johnson (1<sup>st</sup> SS/CDP)  
2015 IDPA World Championship  
Photo © Brandi Simons



David Cascio (3<sup>rd</sup> SS/CDP)  
2015 IDPA World Championship  
Photo © Brandi Simons



Richard Elms (5<sup>th</sup> SS/CDP)  
2015 IDPA World Championship  
Photo © Brandi Simons



John Eerenberg (2<sup>nd</sup> MM/CDP)  
2015 IDPA World Championship  
Photo © Brandi Simons



Daniel Escandon (3<sup>rd</sup> MM/CDP)  
2015 IDPA World Championship  
Photo © Brandi Simons



Rodrigo Carvajal (5<sup>th</sup> MA/SSP)  
2015 IDPA World Championship  
Photo © Brandi Simons



Greg Martin (6<sup>th</sup> MA/SSP)  
2015 IDPA World Championship  
Photo © Brandi Simons




Jason Armstrong (2<sup>nd</sup> EX/SSP)  
2015 IDPA World Championship  
Photo © Brandi Simons



Adam Romain (3<sup>rd</sup> EX/SSP)  
2015 IDPA World Championship  
Photo © Brandi Simons



Tomasz Redecki (5<sup>th</sup> EX/SSP)  
2015 IDPA World Championship  
Photo © Brandi Simons



Victor Chavarria (6<sup>th</sup> EX/SSP)  
2015 IDPA World Championship  
Photo © Brandi Simons



Colin Handlon (4<sup>th</sup> SS/SSP)  
2015 IDPA World Championship  
Photo © Brandi Simons



Rafael Sanchez (5<sup>th</sup> SS/SSP)  
2015 IDPA World Championship  
Photo © Brandi Simons



Katie Rowe (7<sup>th</sup> SS/SSP)  
2015 IDPA World Championship  
Photo © Brandi Simons



Peter Fredricks (2<sup>nd</sup> MM/SSP)  
2015 IDPA World Championship  
Photo © Brandi Simons



Stanley Rutkowski (3<sup>rd</sup> MM/SSP)  
2015 IDPA World Championship  
Photo © Brandi Simons



Wolf Laughlin (4<sup>th</sup> MM/SSP)  
2015 IDPA World Championship  
Photo © Brandi Simons



Domingo Capria (5<sup>th</sup> MM/SSP)  
2015 IDPA World Championship  
Photo © Brandi Simons



Manhar Parshotam (6<sup>th</sup> MM/SSP)  
2015 IDPA World Championship  
Photo © Brandi Simons



Esteban Medina (8<sup>th</sup> MM/SSP)  
2015 IDPA World Championship  
Photo © Brandi Simons



Jack Davis (1<sup>st</sup> EX/REV)  
2015 IDPA World Championship  
Photo © Brandi Simons



**SHOP WITH US!**

Visit the IDPA Range Bag online for Range Gear & Accessories at:  
**store.IDPA.com**



Range Rod



Quick-Wick  
Cap In Black



Quick-Wick  
Cap In Camo



Compact Umbrella



Range Umbrella



IDPA  
Lanyard  
Pen

Micro Fiber  
Towel



License Plate  
Frame



# Upcoming Matches

Visit [www.IDPA.com/compete](http://www.IDPA.com/compete) to find a club match near you.

FEBRUARY	<p><b>Feb 18, 2016</b>  <b>2016 Smith &amp; Wesson IDPA Indoor National Championship</b>            Smith &amp; Wesson Shooting Sports Center, Springfield, Massachusetts            S and W Defensive Pistol League</p>	MAY	<p><b>May 20, 2016</b>  <b>11th Annual Great Lakes Regional</b>            Linwood-Bay Sportsman's, Munger, Michigan            Linwood - Bay Sportsman's Club  <a href="http://www.linwoodbaysportsmans.com">www.linwoodbaysportsmans.com</a></p>
	<p><b>Mar 4, 2016</b>  <b>2016 Florida State IDPA Championship - Tier 4</b>            Long Shot Range, Homestead, Florida            Tropical Sport Shooting Association  <a href="http://tssaidpa.us">tssaidpa.us</a></p>		<p><b>Jun 4, 2016</b>  <b>2016 Tennessee State IDPA Championship- Tier 3</b>            ORSA IDPA, Oak Ridge, Tennessee            ORSA IDPA  <a href="http://www.orsaidpa.com">www.orsaidpa.com</a></p>
MARCH	<p><b>Mar 19, 2016</b>  <b>The Silver Dollar Championship - Tier 4</b>            Double Tap Ranch, Wichita Falls, Texas            Double Tap Ranch Gun Club  <a href="http://doubletapranch.com">doubletapranch.com</a></p>	JUNE	<p><b>Jun 11, 2016</b>  <b>Stars &amp; Stripes Tier 3 Regional</b>            United States Shooting Academy, Tulsa, Oklahoma            United States Shooting Academy  <a href="http://www.usshootingacademy.com">www.usshootingacademy.com</a></p>
APRIL	<p><b>Apr 1, 2016</b>  <b>MVSA Mountain Valley Regional - Tier 4</b>            MVSA Action Shooting Range, Hot Springs, Arkansas            Mountain Valley Sportsman's Association (MVSA)  <a href="http://www.mvsaonline.com">www.mvsaonline.com</a></p>		<p><b>Jun 17, 2016</b>  <b>The Keystone Cup, Presented by Gander Mountain - Tier 2</b>            Keystone Sportsmens Association Inc, Muncy, Pennsylvania            Keystone Sportsmen Association  <a href="http://www.keystonesportsmenassociation.com">www.keystonesportsmenassociation.com</a></p>
	<p><b>Apr 1, 2016</b>  <b>2016 Smith &amp; Wesson Panamerican Championship - Tier 4</b>            RL Shooting Club, Caguas, PUERTO RICO            IDPA Puerto Rico  <a href="http://www.idpapr.com">www.idpapr.com</a></p>	<p><b>Jun 25, 2016</b>  <b>2016 Virginia State IDPA Match - Tier 2</b>            Kettlefoot Rod &amp; Gun Club, Bristol, Virginia            Kettlefoot Rod and Gun Club  <a href="http://www.animalmedclinic.com/krgc.pml">http://www.animalmedclinic.com/krgc.pml</a></p>	
MAY	<p><b>Apr 2, 2016</b>  <b>2016 Virginia Indoor Regional - Tier 2</b>            Norfolk County Rifle Range, Chesapeake, Virginia            Norfolk County Rifle Range  <a href="http://www.ncrr.net">www.ncrr.net</a></p>	JULY	<p><b>Jul 16, 2016</b>  <b>2016 Iowa State IDPA Championship - Tier 2</b>            Dagoon Trail Chapter, Izaak Walton League, Elkhart, Iowa            Ankeny Ikes Practical Shooters  <a href="http://www.ankeniyikes.org">www.ankeniyikes.org</a></p>
	<p><b>Apr 9, 2016</b>  <b>Safariland 2016 Arizona IDPA Championship - Tier 3</b>            Pima Pistol Club, Tucson, Arizona            Pima Pistol Club  <a href="http://www.pimapistolclub.com">www.pimapistolclub.com</a></p>		<p><b>Jul 16, 2016</b>  <b>Wisconsin 2016 State Match - Tier 3</b>            Schultz Resort Rod &amp; Gun Club, Muskego, Wisconsin            Badger IDPA  <a href="http://www.badgeridpa.com">www.badgeridpa.com</a></p>
MAY	<p><b>Apr 16, 2016</b>  <b>Blade-Tech Arkansas State Championship - Tier 4</b>            Central Arkansas Shooters' Association, Perryville, Arkansas            Central AR Shooters Association (CASA)  <a href="http://www.casarange.com">www.casarange.com</a></p>	AUGUST	<p><b>Aug 19, 2016</b>  <b>Michigan State IDPA Championships - Tier 3</b>            Brooklyn Sportsmans Club, Brooklyn, Michigan            Brooklyn Sportsmans Club  <a href="http://www.brooklynsportsmansclub.com">www.brooklynsportsmansclub.com</a></p>
	<p><b>Apr 30, 2016</b>  <b>The Alabama 2016 IDPA State Championship - Tier 3</b>            Central Alabama Gun Club, Fitzpatrick, Alabama            Central Alabama Gun Club  <a href="http://www.centralalabamagunclub.com">www.centralalabamagunclub.com</a></p>		<p><b>Sep 13, 2016</b>  <b>2016 IDPA US National Championship; - Tier 5</b>            Triple C Tactical Training (CCCS), Cresson, Texas            Cross Timbers Action Shooting Association  <a href="http://www.ctidpa.com">www.ctidpa.com</a></p>
MAY	<p><b>May 14, 2016</b>  <b>ACPL Northwest Arkansas IDPA Championship - Tier 2</b>            Luther Owens Memorial Park, Berryville, Arkansas            Arkansas Combat Pistol League (ACPL)  <a href="http://www.acpl.net">www.acpl.net</a></p>	SEPTEMBER	<p><b>Sep 30, 2016</b>  <b>2016 MS State Championship (Miss'ippi Showdown) - Tier 3</b>            Desoto Rifle &amp; Pistol Club, Como, Mississippi            Desoto Rifle And Pistol Club  <a href="http://www.desotogunrange.com/">http://www.desotogunrange.com/</a></p>
	<p><b>May 14, 2016</b>  <b>Comp-Tac Republic of Texas 2016 State Match - Tier 4</b>            Paceb Ranch, Bellville, Texas            Team Trainwreck  <a href="http://teamtrainwreck.idpaclub.org">teamtrainwreck.idpaclub.org</a></p>		<p><b>Sep 30, 2016</b>  <b>Delaware State IDPA Championship 2016 - Tier 3</b>            Bridgeville Rifle &amp; Pistol Club, Milford, Delaware            Bridgeville Rifle and Pistol Club  <a href="http://www.bville-rifle-pistol.org">www.bville-rifle-pistol.org</a></p>
	<p><b>May 14, 2016</b>  <b>2016 MO State - BackStoppers Challenge - Tier 3</b>            Arnold Rifle and Pistol Club, Barnhart, Missouri            Arnold Rifle And Pistol Club  <a href="http://www.arpc-idpa.com">www.arpc-idpa.com</a></p>		<p><b>OCTOBER</b></p>
			<p><b>Oct 21, 2016</b>  <b>Liberty Match at Valley Forge 2016 - Tier 3</b>            Lower Providence Rod &amp; Gun Club, Audubon, Pennsylvania            Lower Providence Rod and Gun Club  <a href="http://www.lowerprovidencerodandgunclub.com/pistol/idpa">www.lowerprovidencerodandgunclub.com/pistol/idpa</a></p>

# Parting Shot

Ready? Caption this...



Photo: © Erinn O'Donnell

**Comp-Tac Victory Gear** is giving you the opportunity to take a parting shot – but be kind, we don't want to hit you with a Failure To Do Right. Submit your own original caption for the photo below by emailing it to **PartingShot@IDPA.com**. We suggest you don't post your entry on Facebook to keep others from "stealing" your idea. Once your entry is received a super secret panel of judges (think of them as a Trilateral Commission or the Illuminati) will review the entries and select their top three. So bring the funny.



## HOW TO ENTER:

### Step #1:

Think of something funny to caption the photo above.

### Step #2:

Email your (hopefully) funny caption to **PartingShot@IDPA.com**.

### Step #3:

Sit around waiting to find out if you won, all the while complaining about the whole process being unfair in not recognizing your obvious comedic genius.

### Step #4:

Cross your fingers, hope we like your wry sense of humor best.

## Parting Shot Winners From Our Last Issue

### WINNER

"You must be joking, there is no way there's a velociraptor right behind me"

Jeff Mooneyhan, #A652312

### SECOND PLACE

"And then, real slow and quiet, I got the top off of the cookie jar like this."

Matt Richardson, #A56565

### THIRD PLACE

"So if you replace the roll of toilet paper like this, the flap is forward, and the wife won't yell at you."

Adam Lindley, #A48575



Photo: © Brandt Simons

The Quality & Service you expect!

## CED/DAA RangePack Pro Backpack



CED & DAA launch the new generation of shooting back-packs and it is bigger and better than ever! No other comes close! One of the largest and most functional backpacks ever, it includes a Hydration Kit, 3-legged stool, rain cover, utility box, mag brush, combination lock, external belt hanger, pistol insert sleeve, and universal pouch. Designed to hold up to 1,000 rounds of ammunition and multiple pistols, along with all the gear one would need for a full day at the range or match.

**CED/DAARBPB \$199.95**

**Total Dimensions:  
22"H x 16"W x 13"D  
weighing 7.4 lbs.**

## CED Brass Tornado

The CED Brass Tornado, Pro Series Tumbler, is the Reloader's dream machine! It is the most technologically advanced wet rotary tumbler ever!

The CED Brass Tornado is the FIRST to feature variable speeds, variable forward / reverse direction options, On / Off / Start / Pause selection, up to a three-hour timer with alarm function, and memory. All in an advanced digital product designed by shooters for shooters! Featuring a high speed, powerful motor, a 3.5L tumbler drum capacity, which allows more than 500 pistol or up to 300 rifle cartridges to be cleaned at a time.

**CEDBTRT \$299.95**



## CED7000 Timer

The smallest, most lightweight shot timer EVER!

- \* 10 String memory with up to eleven multiple Par settings
- \* Spy Mode / Stopwatch Mode / Alarm Clock feature
- \* Combined Comstock / Repetitive / Count-down / & Auto-Start Modes

**3.94" x 1.85" x 0.7" weighing only 2.9 oz**

**CED7000 \$119.95  
CED7000RF \$134.95**



## CED Brass Dryer

A Great way to speed the drying process of brass to under an hour producing the fastest and easiest drying results. Comes with five layers of clear trays, holding up to 700 pcs. Of pistol brass or up to 400 pcs. Of rifle cartridges, with adjustable heat level selection, ON/OFF button & LED digital temperature display.

**CEDBDRYER \$59.95**



## CED M2 Chronograph

The fastest, most accurate chronograph & it even talks!

- \* Over 1000 shot capacity with up to 500 string permanent memory
- \* Records velocities in feet or meters from 50 fps to 7,000 fps.
- \* High, Low, Average, & Hi-Average velocity readings
- \* Extreme Spread, Standard Deviation, Edit & Omit functions
- \* Built-in Calculator & IPSC / IDPA Power Factor Function
- \* Voice Chip technology – Results can be heard as well as seen
- \* USB interface with new Data Collector Software program included

**Chronograph System \$199.00**

**Infrared Upgrade \$89.00**

**NiMH Battery Pack \$58.00**

**Custom Carry Case \$38.95**

**Full accessory line available!**



## CED Deluxe Professional Range Bag

The CED Deluxe Professional Range bag, has 25% more storage capacity, two additional zippered pockets have been added, one on each end, includes seven magazine pouches, Ammo Brass Pouch, Zippered Pistol Sleeve, metal hardware, combination cable lock, and the new CED Universal Pouch! Overall Bag 21" L x 11" H x 14" W. Avail. in Black, Royal Blue, Hunter Green, Red, and Navy.

**CEDDRG \$89.95**

## Competitive Edge Dynamics, USA

Orders: (888) 628-3233  
Information: (610) 366-9752  
Fax: (610) 366-9680  
Email: sales@CEDhk.com  
(Hours: 9am - 5pm EST)

**Come visit us online!  
WWW.CEDhk.com**

**Order online 24 hours a day!**



*To be the best,  
train with the best....*

*CED Products*

# Performance Center<sup>®</sup>



by Smith & Wesson<sup>®</sup>



## PERFORMANCE ON THE LINE



M&P<sup>®</sup>9L Ported

M&P<sup>®</sup>9 Pro Series

M&P<sup>®</sup>9 C.O.R.E.

M&P<sup>®</sup>9 SHIELD<sup>™</sup>  
Ported

Julie Golob  
Champion, Author, Veteran,  
Hunter, Ambassador & Mom  
Captain of  
Team Smith & Wesson

[www.smith-wesson.com/pc](http://www.smith-wesson.com/pc)



by Smith & Wesson<sup>®</sup>

#PerformanceCenter